



US00D975627S

(12) **United States Design Patent**
Geng et al.

(10) **Patent No.:** **US D975,627 S**
(45) **Date of Patent:** **** Jan. 17, 2023**

- (54) **TIRE**
- (71) Applicant: **TIANJIN WANDA TYRE CO., LTD.**,
Tianjin (CN)
- (72) Inventors: **Peng Geng**, Tianjin (CN); **Weina Hu**,
Tianjin (CN)
- (73) Assignee: **TIANJIN WANDA TYRE CO., LTD.**,
Tianjin (CN)
- (**) Term: **15 Years**
- (21) Appl. No.: **29/768,340**
- (22) Filed: **Jan. 28, 2021**
- (30) **Foreign Application Priority Data**

Dec. 26, 2020 (CN) 202030806575.9

(51) **LOC (14) Cl.** **12-15**

(52) **U.S. Cl.**
USPC **D12/600**

(58) **Field of Classification Search**
USPC D12/568-605, 900
CPC Y10T 152/10027; B60C 1/0016; B60C
11/0306; B60C 11/0302; B60C 3/06;
B60C 9/17

See application file for complete search history.

(56) **References Cited**

U.S. PATENT DOCUMENTS

- D569,789 S * 5/2008 Park D12/579
- D732,467 S * 6/2015 Schimmoeller D12/600

- D736,145 S * 8/2015 Jacobs D12/594
- D754,592 S * 4/2016 Tian D12/600
- D843,927 S * 3/2019 Canankamp D12/579
- D845,224 S * 4/2019 Kochanek D12/900
- D875,034 S * 2/2020 Sun D12/571
- D878,284 S * 3/2020 Henderson D12/593
- D937,182 S * 11/2021 Fox D12/579
- D942,368 S * 2/2022 Poling D12/587
- D947,110 S * 3/2022 Wang D12/600

* cited by examiner

Primary Examiner — John A Voytek

(74) *Attorney, Agent, or Firm* — Wayne IP LLC

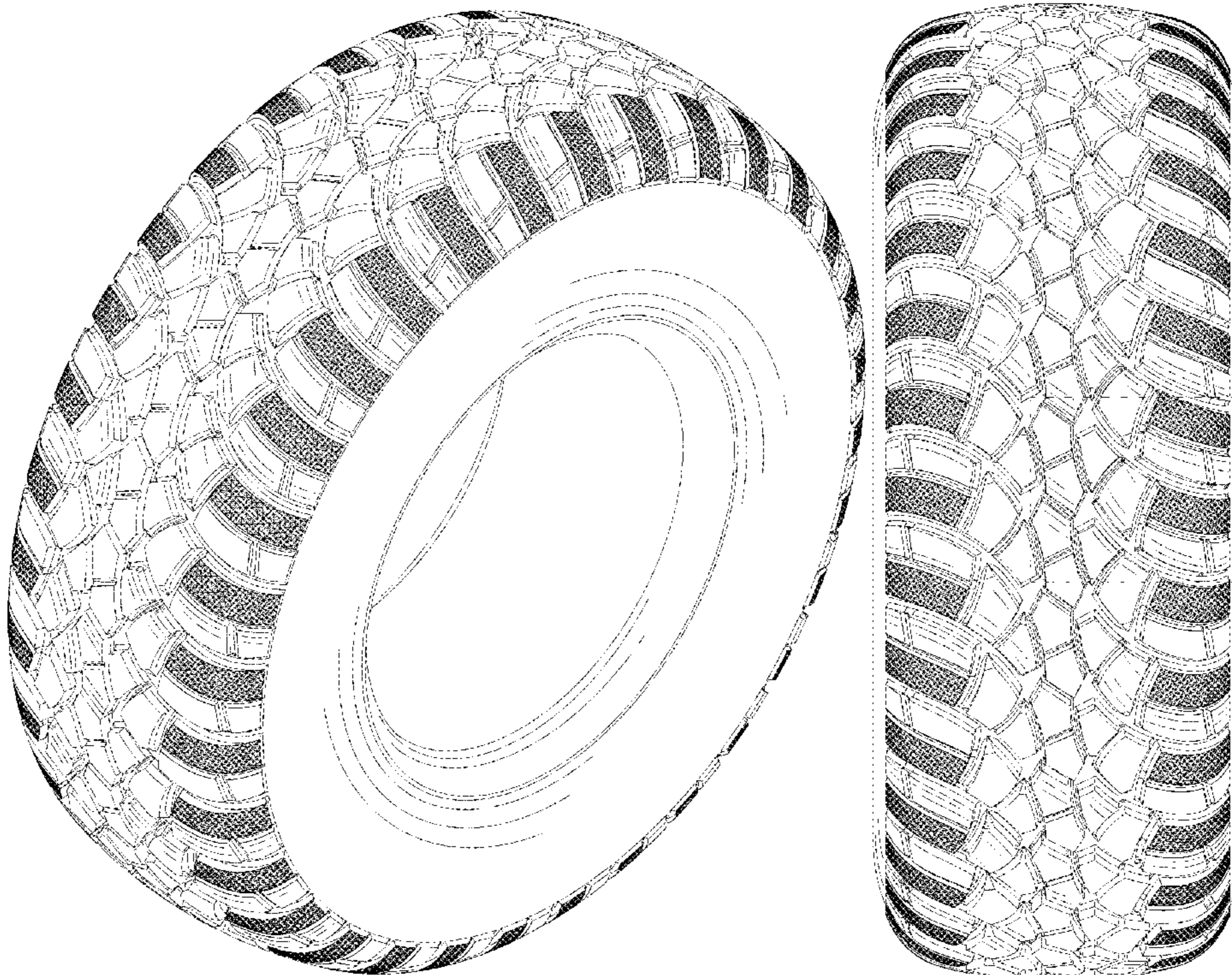
(57) **CLAIM**

The ornamental design for tire, as shown and described.

DESCRIPTION

FIG. 1 is a perspective view of tire showing our new design;
 FIG. 2 is a front view thereof;
 FIG. 3 is a back view thereof;
 FIG. 4 is a left view thereof;
 FIG. 5 is a right view thereof;
 FIG. 6 is a partially enlarged view of FIG. 2; and,
 FIG. 7 is a partially enlarged view of FIG. 4.
 The top view and the bottom view are omitted as they are the same with the front view. The broken lines shown on the drawings depict portions of the tire that form no part of the claimed design.

1 Claim, 7 Drawing Sheets



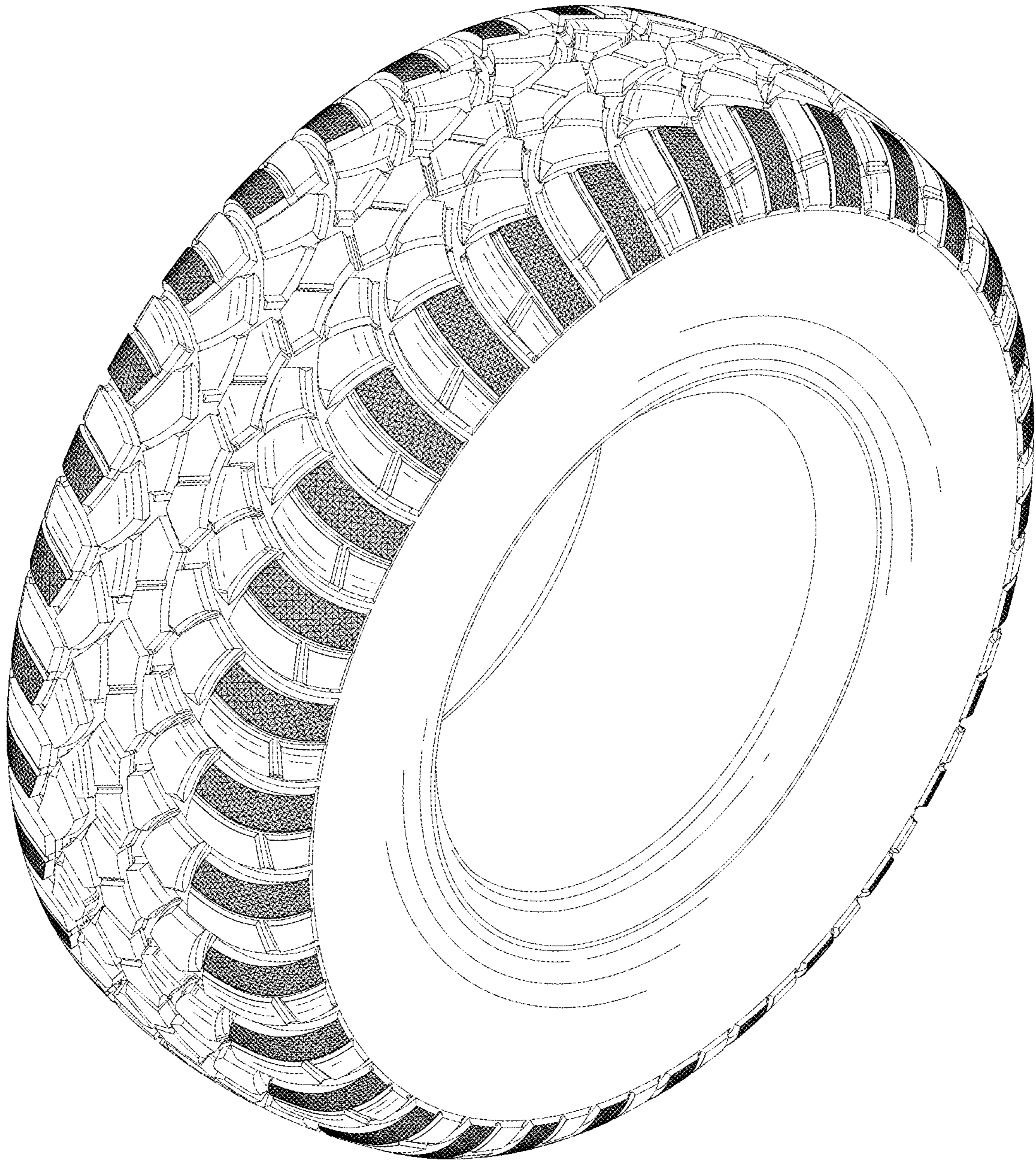


FIG. 1

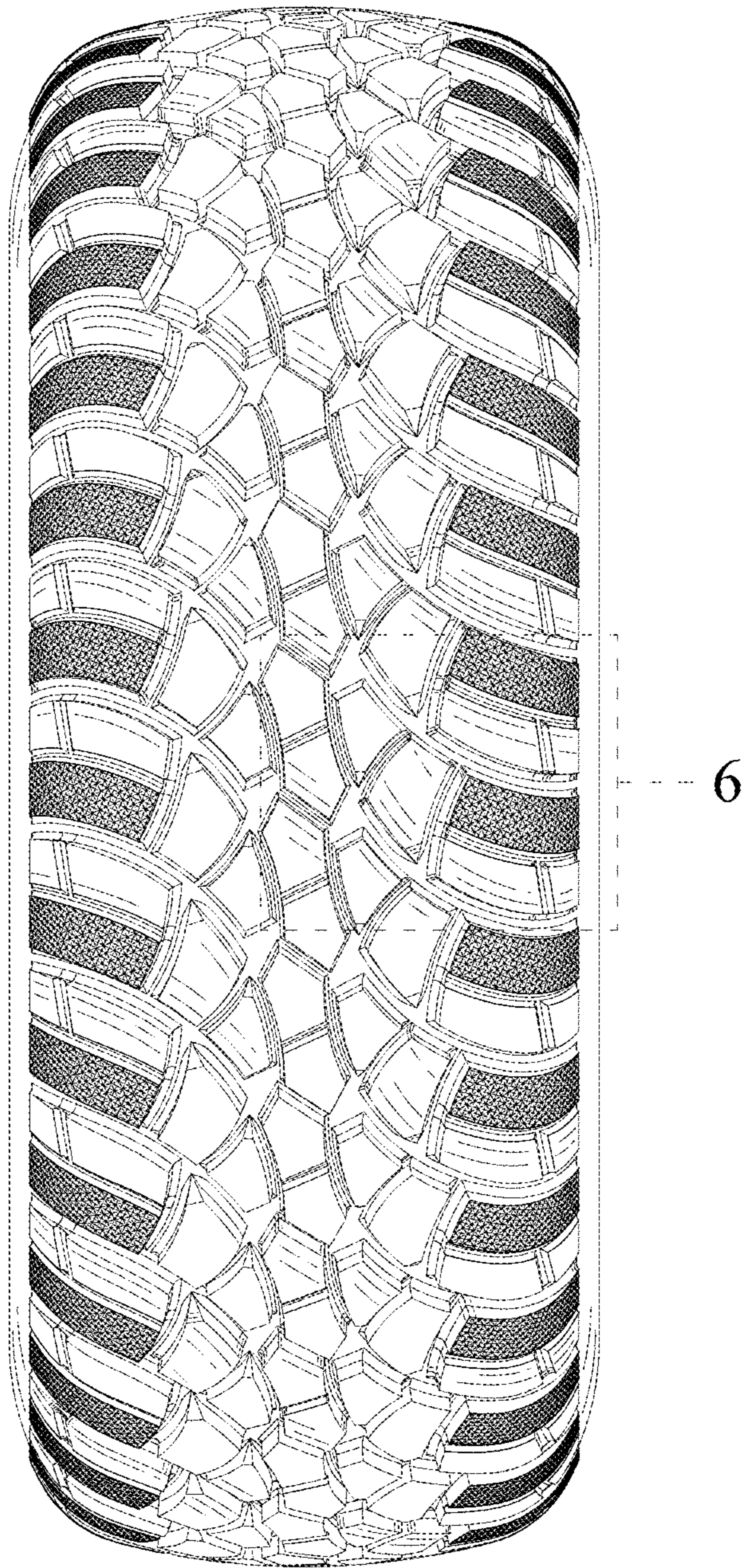


FIG. 2

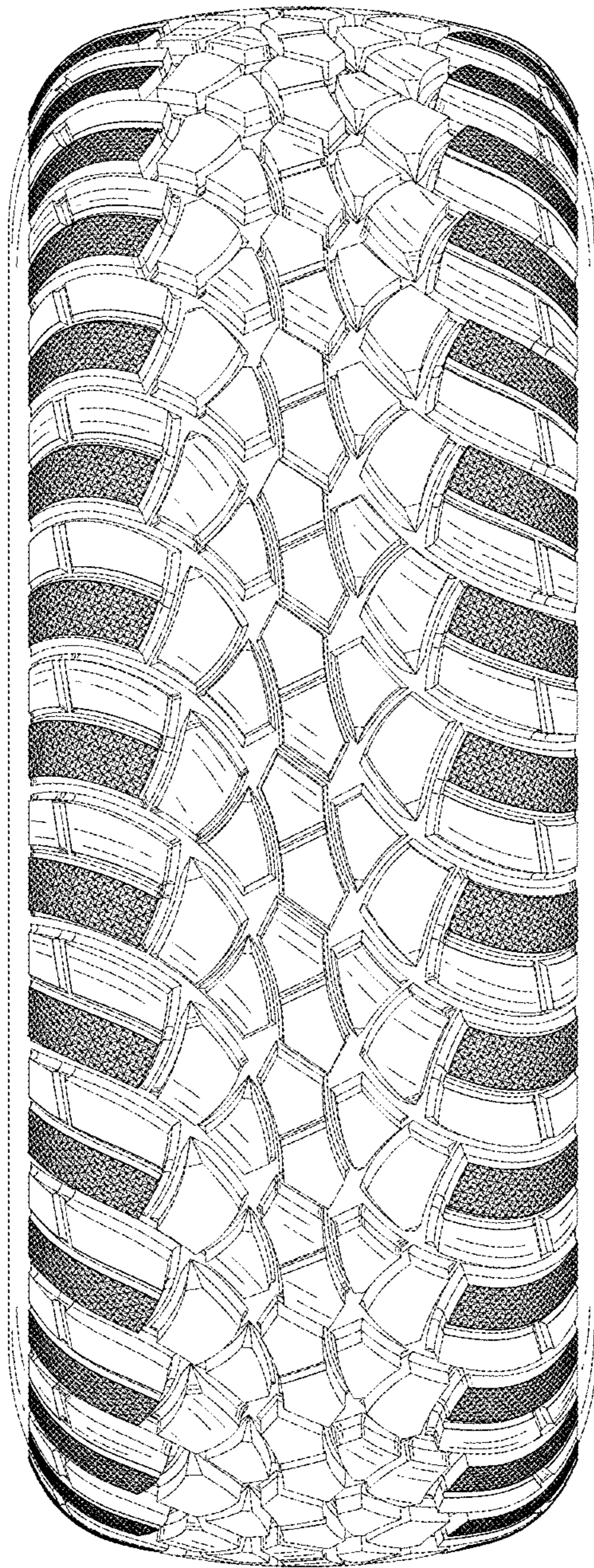


FIG. 3




FIG. 4




FIG. 5

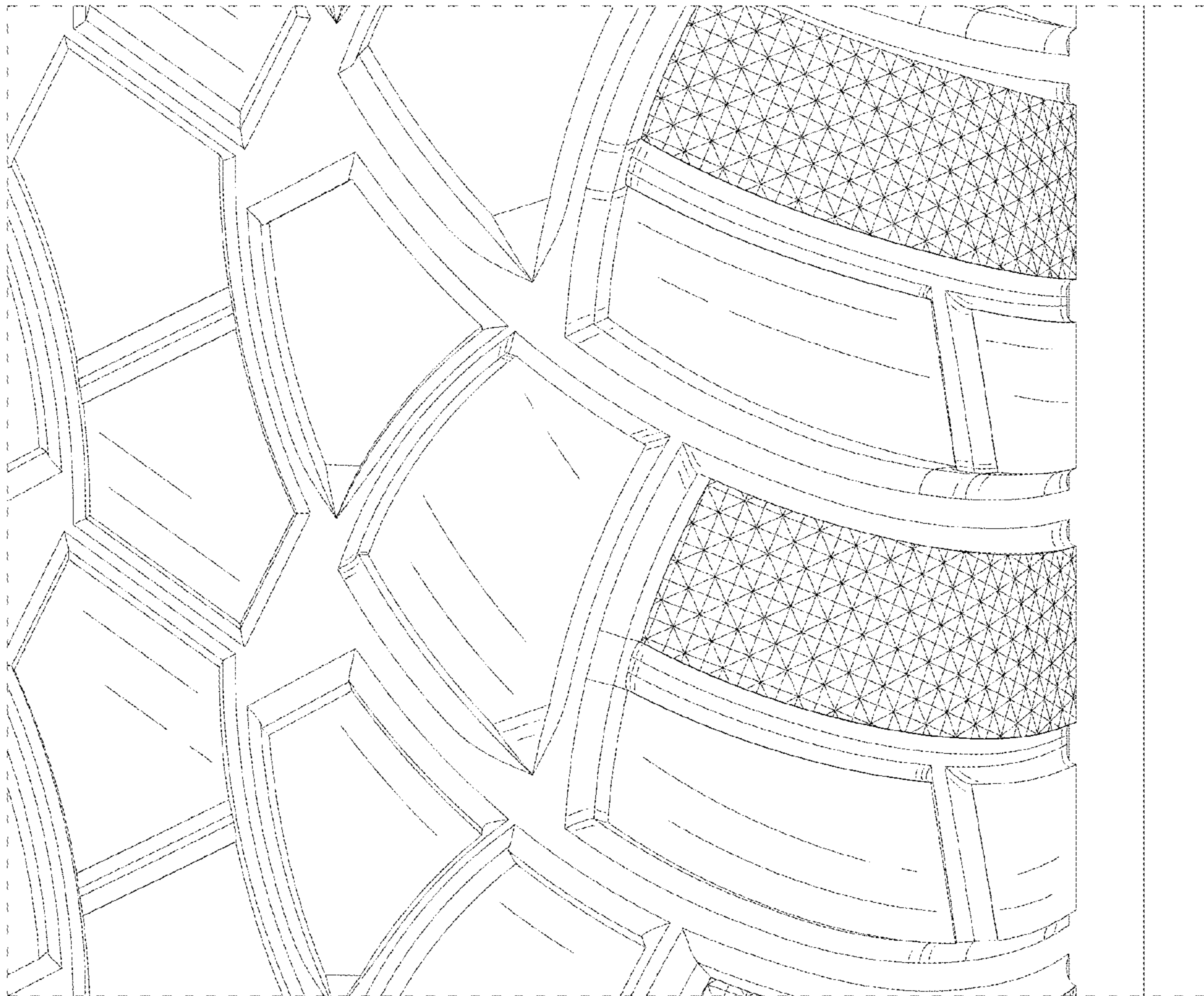


FIG. 6

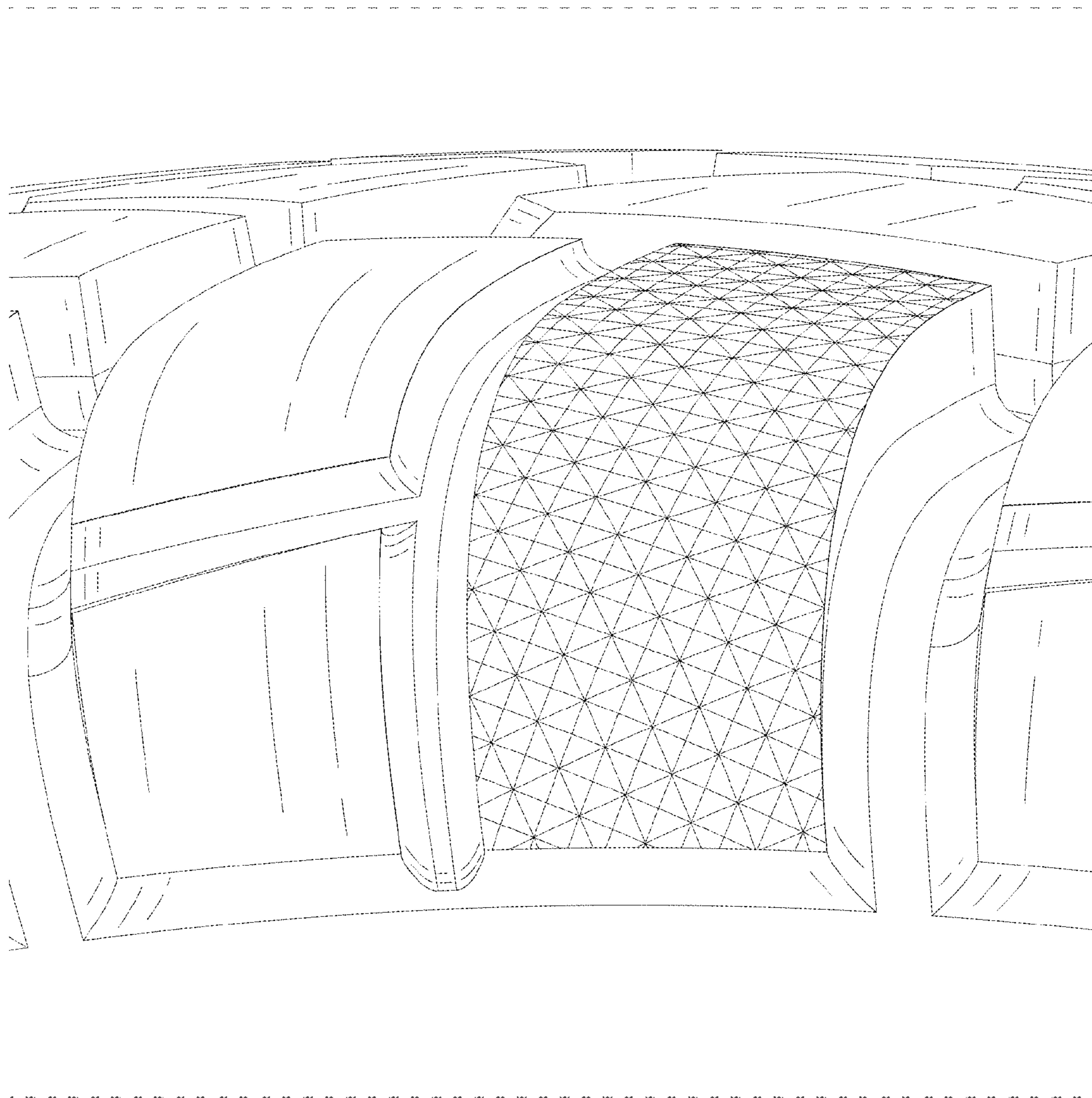


FIG. 7