



US00D975624S

(12) **United States Design Patent**
Geng et al.

(10) **Patent No.:** **US D975,624 S**

(45) **Date of Patent:** **** Jan. 17, 2023**

(54) **TIRE**

(71) Applicant: **TIANJIN WANDA TYRE CO., LTD.**,
Tianjin (CN)

(72) Inventors: **Peng Geng**, Tianjin (CN); **Chuan Liu**,
Tianjin (CN); **Zhenfei Tian**, Tianjin
(CN)

(73) Assignee: **TIANJIN WANDA TYRE CO., LTD.**,
Tianjin (CN)

(**) Term: **15 Years**

(21) Appl. No.: **29/768,341**

(22) Filed: **Jan. 28, 2021**

(30) **Foreign Application Priority Data**

Dec. 26, 2020 (CN) 202030806578.2

(51) **LOC (14) Cl.** **12-15**

(52) **U.S. Cl.**
USPC **D12/579**

(58) **Field of Classification Search**
USPC D12/568-605, 900
CPC Y10T 152/10027; B60C 1/0016; B60C
11/0306; B60C 11/0302; B60C 3/06;
B60C 9/17
See application file for complete search history.

(56) **References Cited**

U.S. PATENT DOCUMENTS

D775,065 S * 12/2016 Hanlon D12/599
D878,284 S * 3/2020 Henderson D12/593

D879,020 S * 3/2020 Sato D12/579
D896,740 S * 9/2020 Tokizaki D12/579
D897,939 S * 10/2020 Plassard D12/579
D899,350 S * 10/2020 Henderson D12/594
D900,725 S * 11/2020 Sullivan D12/593
D904,971 S * 12/2020 Zhang D12/579
D942,367 S * 2/2022 Jiang D12/579
D947,105 S * 3/2022 Geng D12/579
D947,110 S * 3/2022 Wang D12/600
D962,850 S * 9/2022 Geng D12/579

* cited by examiner

Primary Examiner — John A Voytek

(74) *Attorney, Agent, or Firm* — Wayne IP LLC

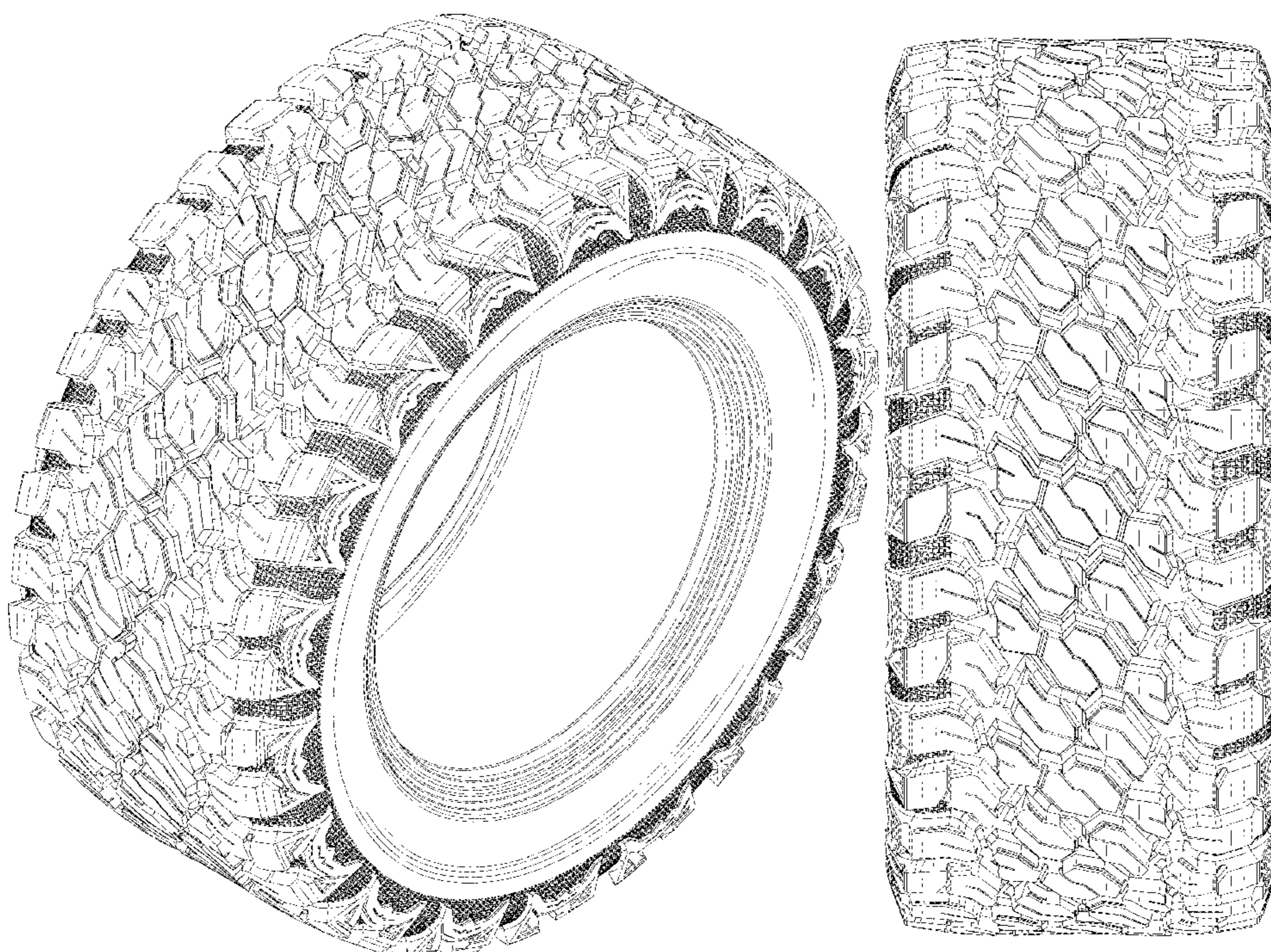
(57) **CLAIM**

The ornamental design for tire, as shown and described.

DESCRIPTION

FIG. 1 is a perspective view of tire showing our new design;
FIG. 2 is a front view thereof;
FIG. 3 is a back view thereof;
FIG. 4 is a left view thereof;
FIG. 5 is a right view thereof;
FIG. 6 is a top view thereof;
FIG. 7 is a partially enlarged view of FIG. 2; and,
FIG. 8 is a partially enlarged view of FIG. 4.
The broken lines shown on the drawings depict portions of
the tire that form no part of the claimed design. The bottom
view is omitted as it is the same with the top view.

1 Claim, 8 Drawing Sheets



7



FIG. 1

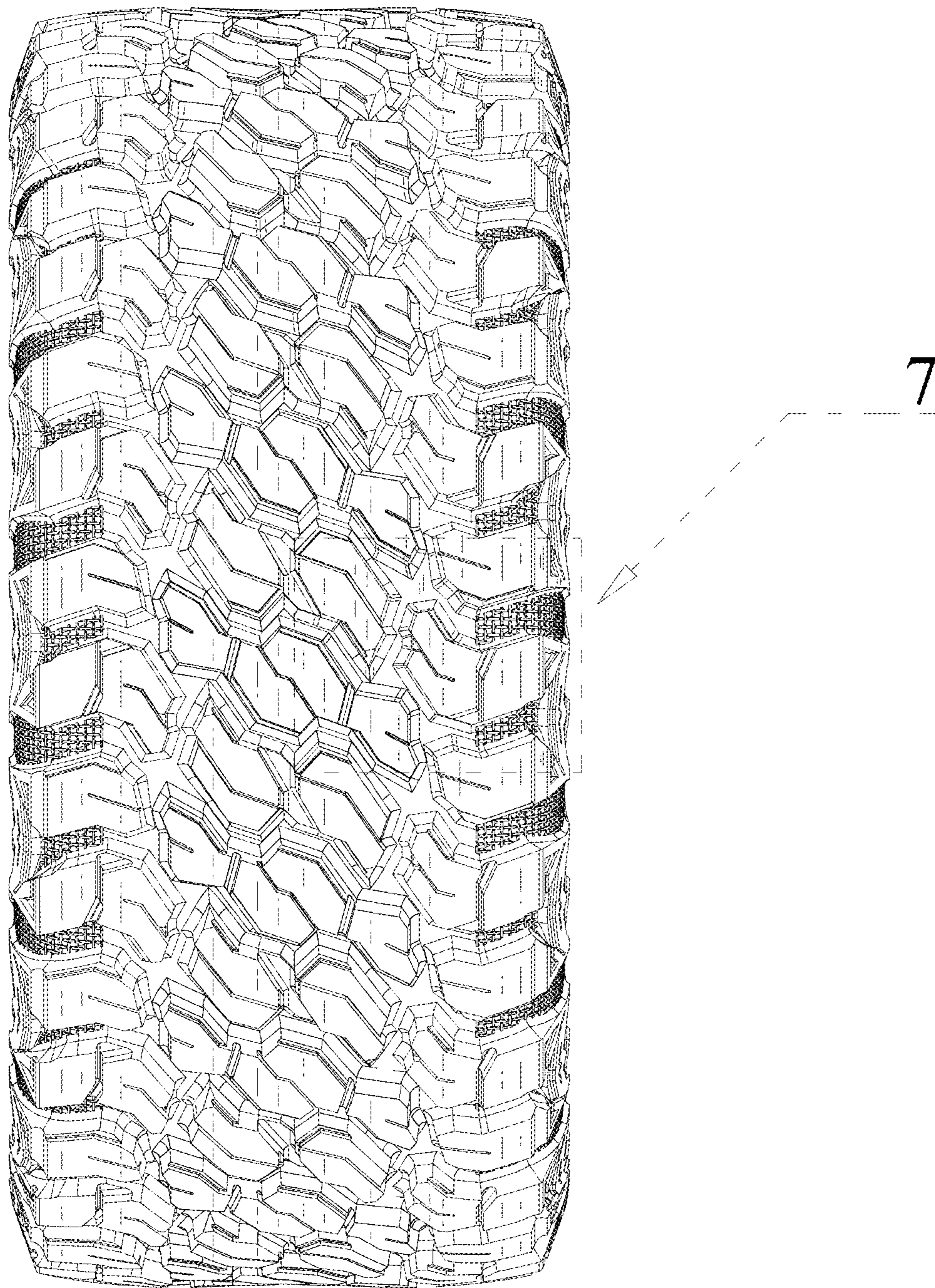


FIG. 2

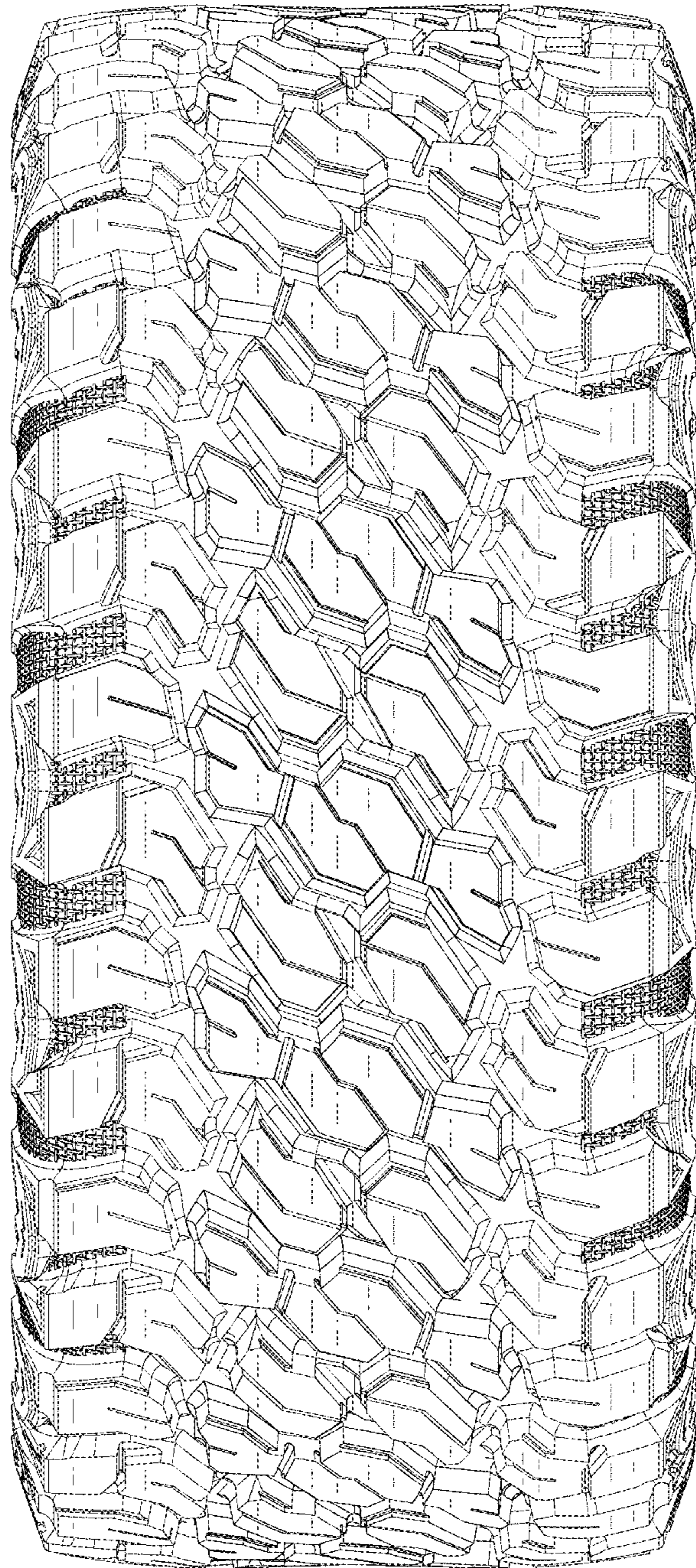


FIG. 3




FIG. 4




FIG. 5

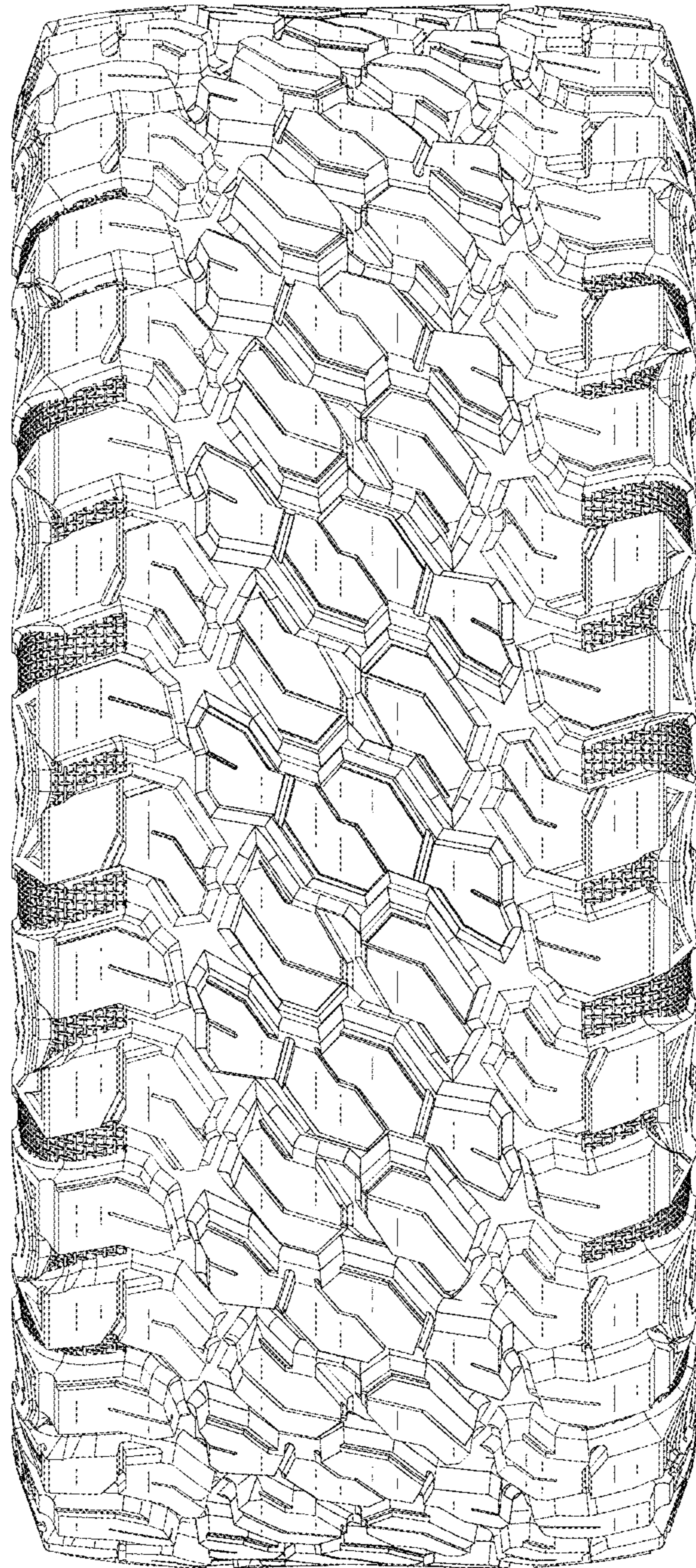


FIG. 6

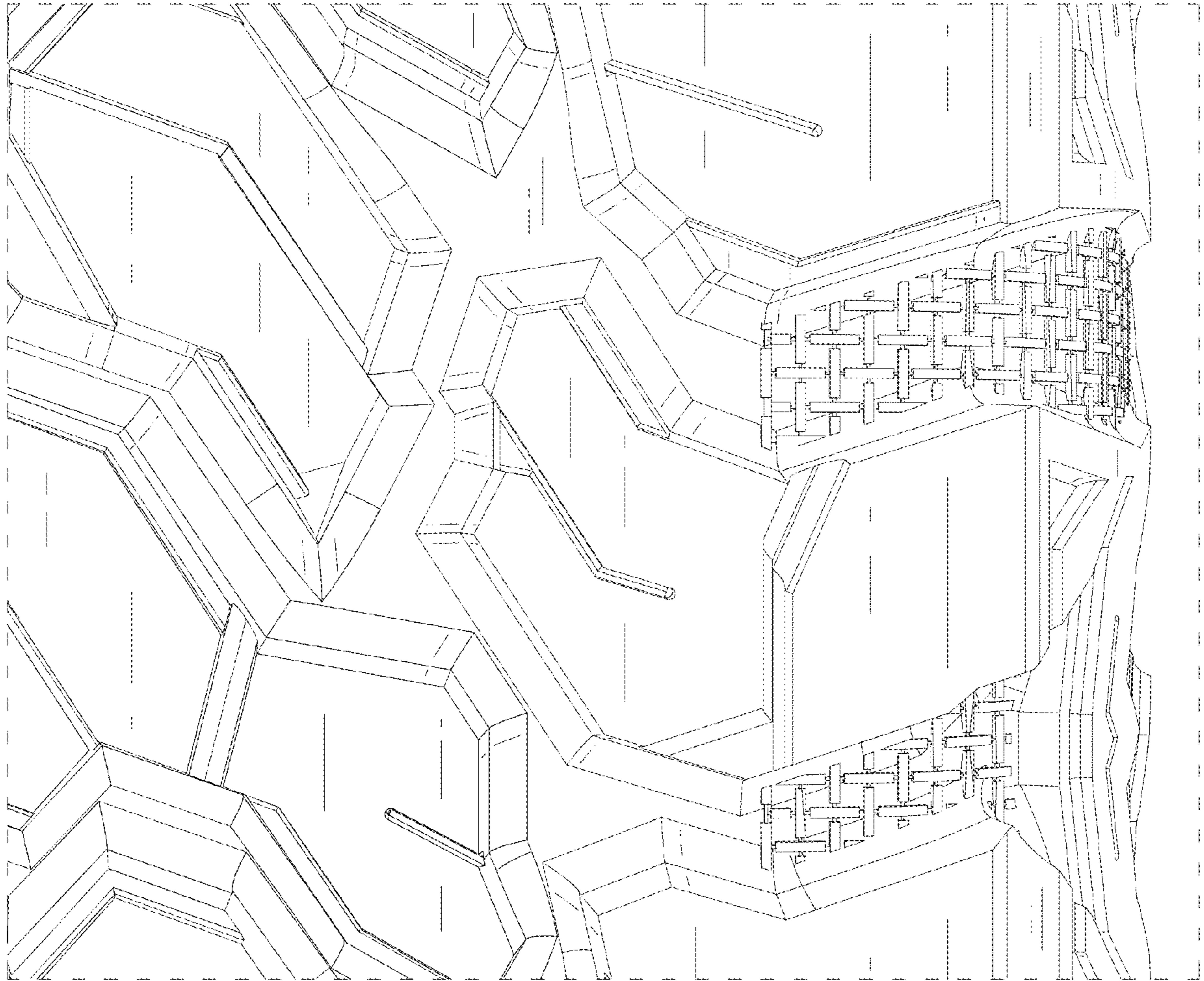


FIG. 7




FIG. 8