



US00D975619S

(12) **United States Design Patent** (10) **Patent No.:** **US D975,619 S**
McDonald, II et al. (45) **Date of Patent:** **** Jan. 17, 2023**

(54) **TONNEAU COVER**

(71) Applicant: **Truck Accessories Group, LLC**,
Elkhart, IN (US)

(72) Inventors: **Ernest M McDonald, II**, Granger, IN
(US); **Shane R. Demitruk**, Elkhart, IN
(US); **Eugene A. Dylewski, II**, Granger,
IN (US)

(73) Assignee: **Leer Group**, Elkhart, IN (US)

(**) Term: **15 Years**

(21) Appl. No.: **29/704,682**

(22) Filed: **Sep. 6, 2019**

Related U.S. Application Data

(62) Division of application No. 29/587,078, filed on Dec. 9, 2016, now Pat. No. Des. 859,281, which is a division of application No. 29/527,454, filed on May 19, 2015, now Pat. No. Des. 776,601.

(51) **LOC (14) Cl.** **12-16**

(52) **U.S. Cl.**
USPC **D12/401**

(58) **Field of Classification Search**
USPC D12/401–405, 181; D6/610, 611, 596,
D6/601–603, 615, 617, 621; D7/332,
D7/334–337
CPC ... B60J 7/19; B60J 7/0435; B60J 7/024; B60J
11/04; B60J 1/2091; B60J 7/11; E04H
15/08

See application file for complete search history.

(56) **References Cited**

U.S. PATENT DOCUMENTS

D581,859	S	*	12/2008	Bogard	D12/401
D581,860	S	*	12/2008	Bogard	D12/401
D678,173	S	*	3/2013	McIntire	D12/401
D687,760	S	*	8/2013	Gros	D12/401
D690,256	S	*	9/2013	Ewringmann	D12/401
D733,033	S	*	6/2015	Rohr	D12/401
2001/0038225	A1	*	11/2001	Muirhead	B60J 7/1621 296/100.06

* cited by examiner

Primary Examiner — Katrina A Betton

(74) *Attorney, Agent, or Firm* — Barnes & Thornburg
LLP

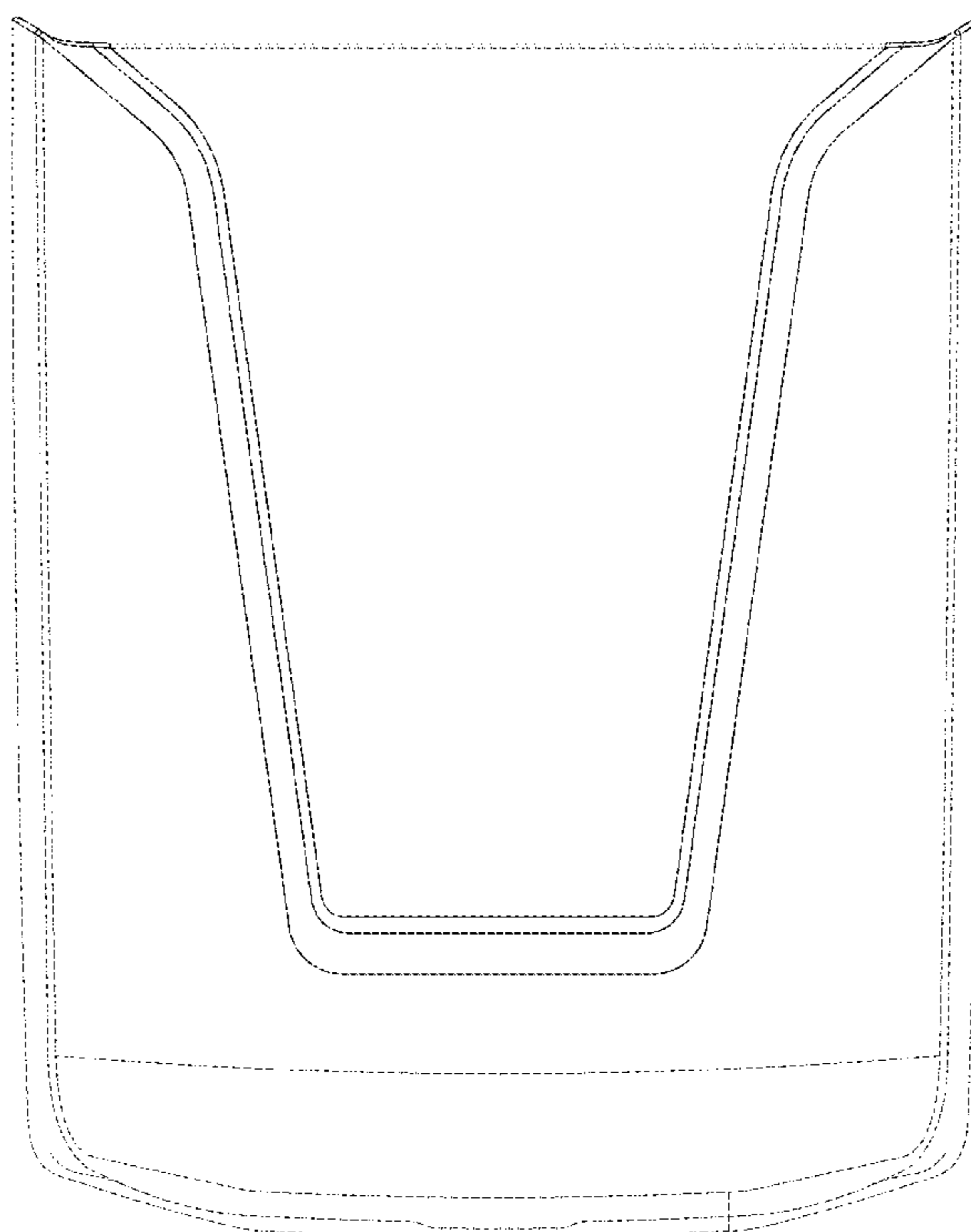
(57) **CLAIM**

An ornamental design for a tonneau cover, as shown and described.

DESCRIPTION

FIG. 1 is a perspective view of a tonneau cover;
FIG. 2 is a top view of the tonneau cover of FIG. 1;
FIG. 3 is a front view of tonneau cover of FIG. 1;
FIG. 4 is a rear view of the tonneau cover of FIG. 1;
FIG. 5 is a right-hand view of the tonneau cover of FIG. 1;
FIG. 6 is a left-hand view of the tonneau cover of FIG. 1;
and,
FIG. 7 is an underside view of the tonneau cover of FIG. 1.
The broken lines shown in these drawings are for purposes of illustrating portions of the tonneau cover and form no part of the claimed design.

1 Claim, 7 Drawing Sheets



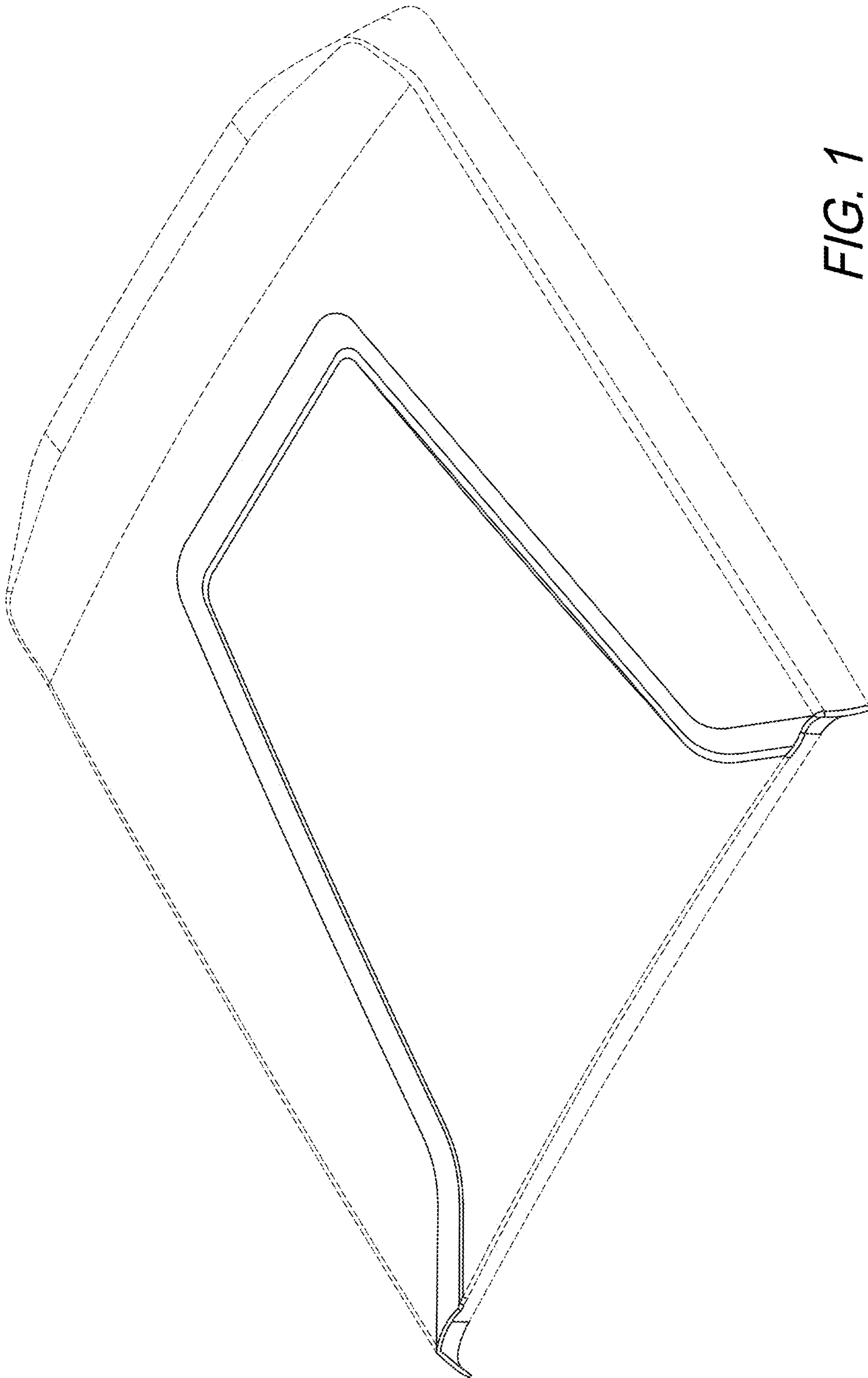


FIG. 1

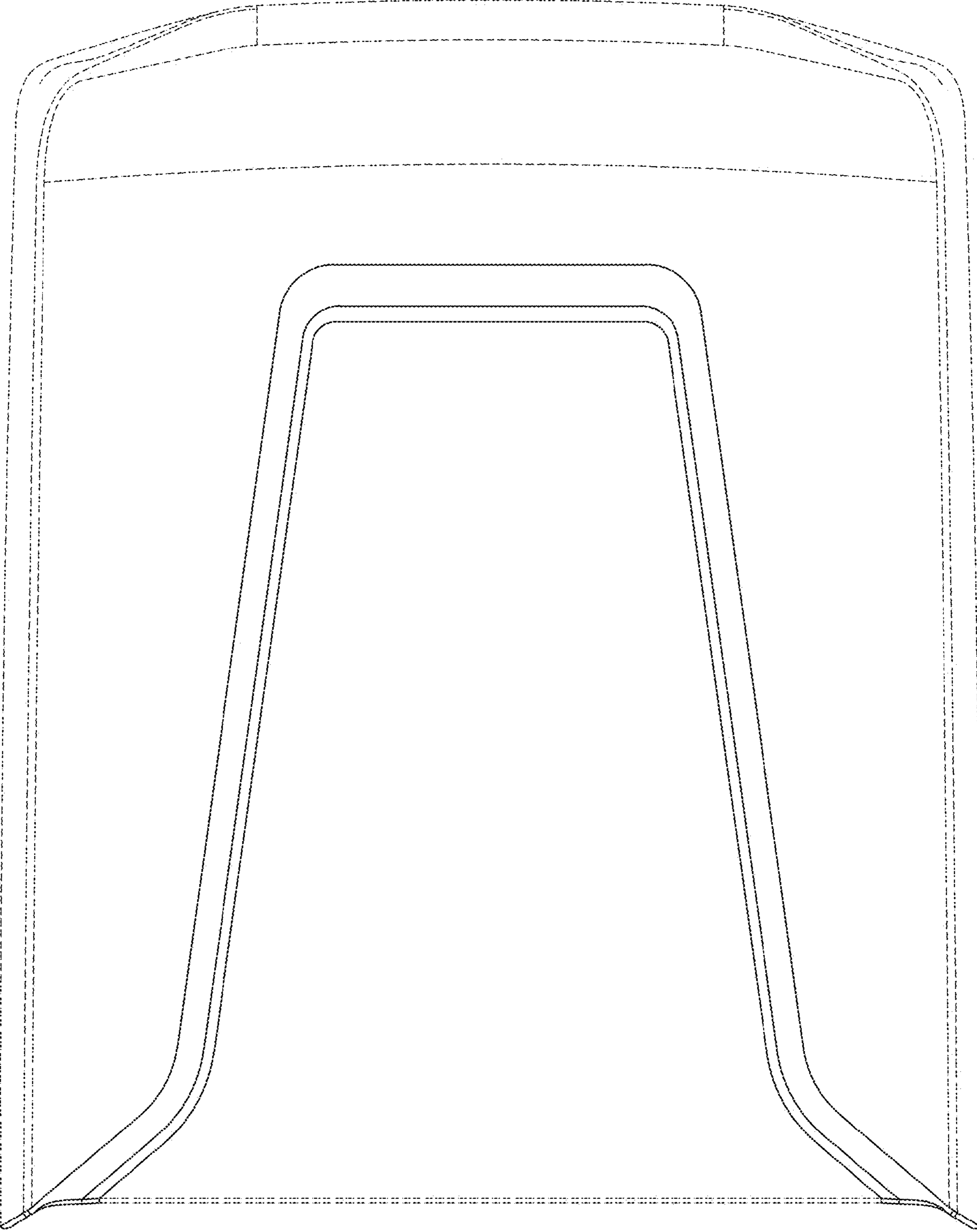


FIG. 2

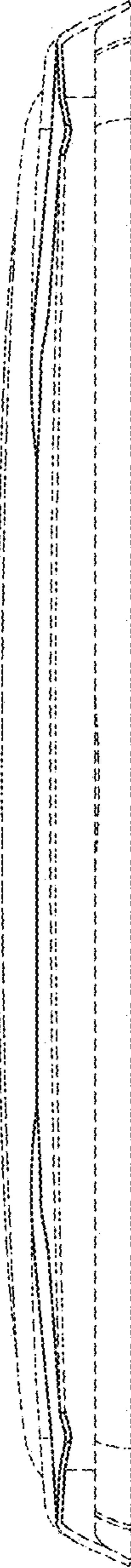


FIG. 3

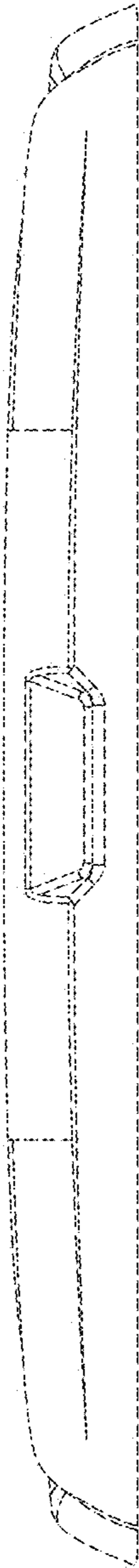


FIG. 4

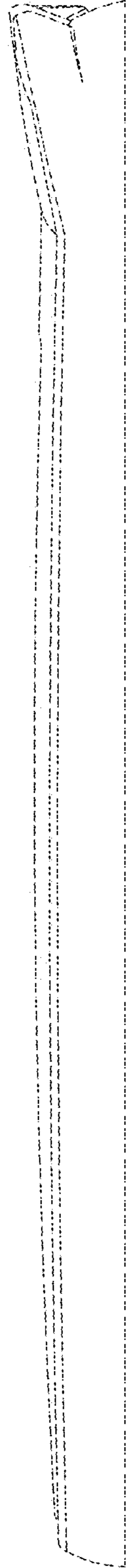


FIG. 5

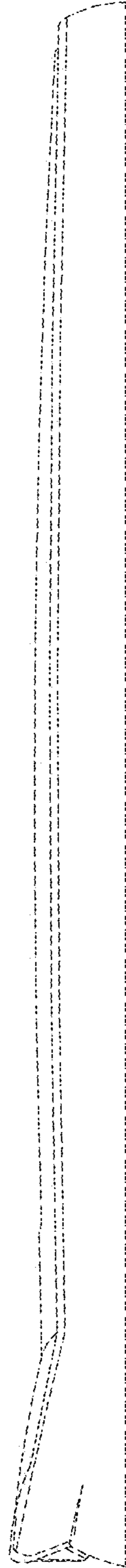


FIG. 6

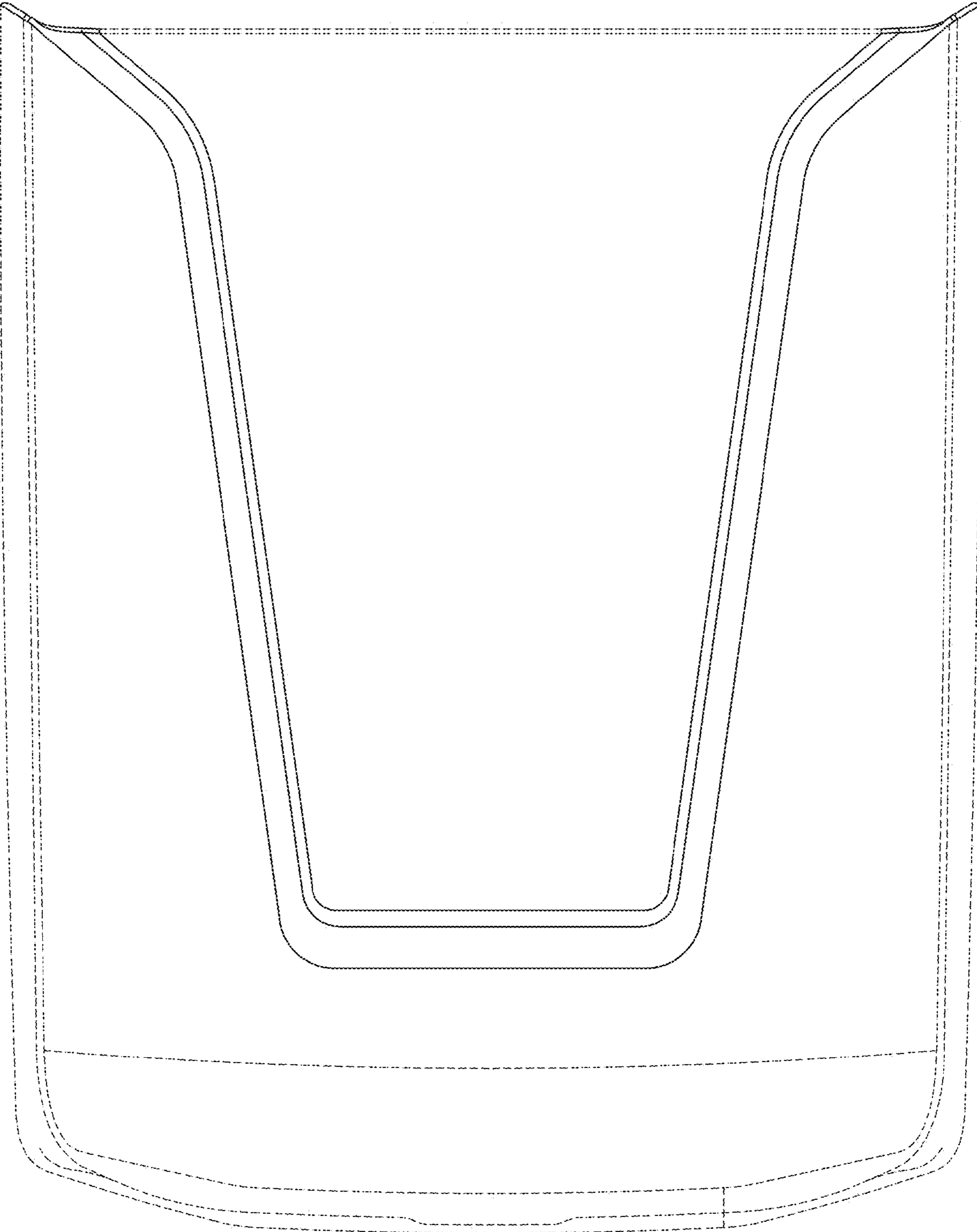


FIG. 7