



US00D975604S

(12) **United States Design Patent** (10) **Patent No.:** **US D975,604 S**
Laroche et al. (45) **Date of Patent:** **** Jan. 17, 2023**

(54) **SEAT FOR A WHEELCHAIR**

(56) **References Cited**

(71) Applicant: **Invacare International GmbH**,
Witterswil (CH)
(72) Inventors: **Thomas Laroche**, Nantes (FR);
Jean-Michel Roncin, Leymen (FR);
Laura Grecourt, Survilliers (FR);
Julien Codet, Saint-Louis (FR);
Jean-Louis Overney, Werentzhouse
(FR); **Aur lie Minois**, Tours (FR)

(73) Assignee: **INVACARE INTERNATIONAL
GMBH**, Witterswil (CH)

(**) Term: **15 Years**

(21) Appl. No.: **29/758,760**

(22) Filed: **Nov. 18, 2020**

U.S. PATENT DOCUMENTS

D269,172 S ‡	5/1983	Minnebraker	D12/131
D294,475 S ‡	3/1988	Chen	D12/131
D331,210 S ‡	11/1992	Robertson	D12/128
5,181,733 A	1/1993	Tague	
5,409,247 A ‡	4/1995	Robertson	A61G 5/00 280/250.1
D401,191 S ‡	11/1998	Gagnon	D12/131
D401,540 S ‡	11/1998	Yamamoto	D12/131
5,957,474 A	9/1999	Mundy	
6,047,979 A	4/2000	Kraft	
6,467,788 B1	10/2002	Li	
6,530,598 B1	3/2003	Kirby	
6,688,437 B2	2/2004	Usherovich	
D592,373 S	5/2009	Evans et al.	
D658,395 S *	5/2012	Foersom	D6/334

(Continued)

FOREIGN PATENT DOCUMENTS

EP 2181683 5/2010

OTHER PUBLICATIONS

<https://www.wired.com/2008/08/sit-in-captain/> (Year: 2000).*

(Continued)

Primary Examiner — George D. Kirschbaum
(74) *Attorney, Agent, or Firm* — Calfee, Halter &
Griswold LLP

Related U.S. Application Data

(62) Division of application No. 35/507,407, filed on Mar. 15, 2019 (U.S. filing date under 35 U.S.C. 384), and having an international filing date of Mar. 15, 2019, now Pat. No. Des. 905,600.

Foreign Application Priority Data

Sep. 21, 2018 (WO) 8996101

(51) **LOC (14) Cl.** **12-12**

(52) **U.S. Cl.**
USPC **D12/133; D6/334**

(58) **Field of Classification Search**
USPC **D6/334, 336; D12/133**
CPC **A61G 5/1086; A61G 7/16; A61G 5/10;**
A61G 5/1078; A61G 5/1048

See application file for complete search history.

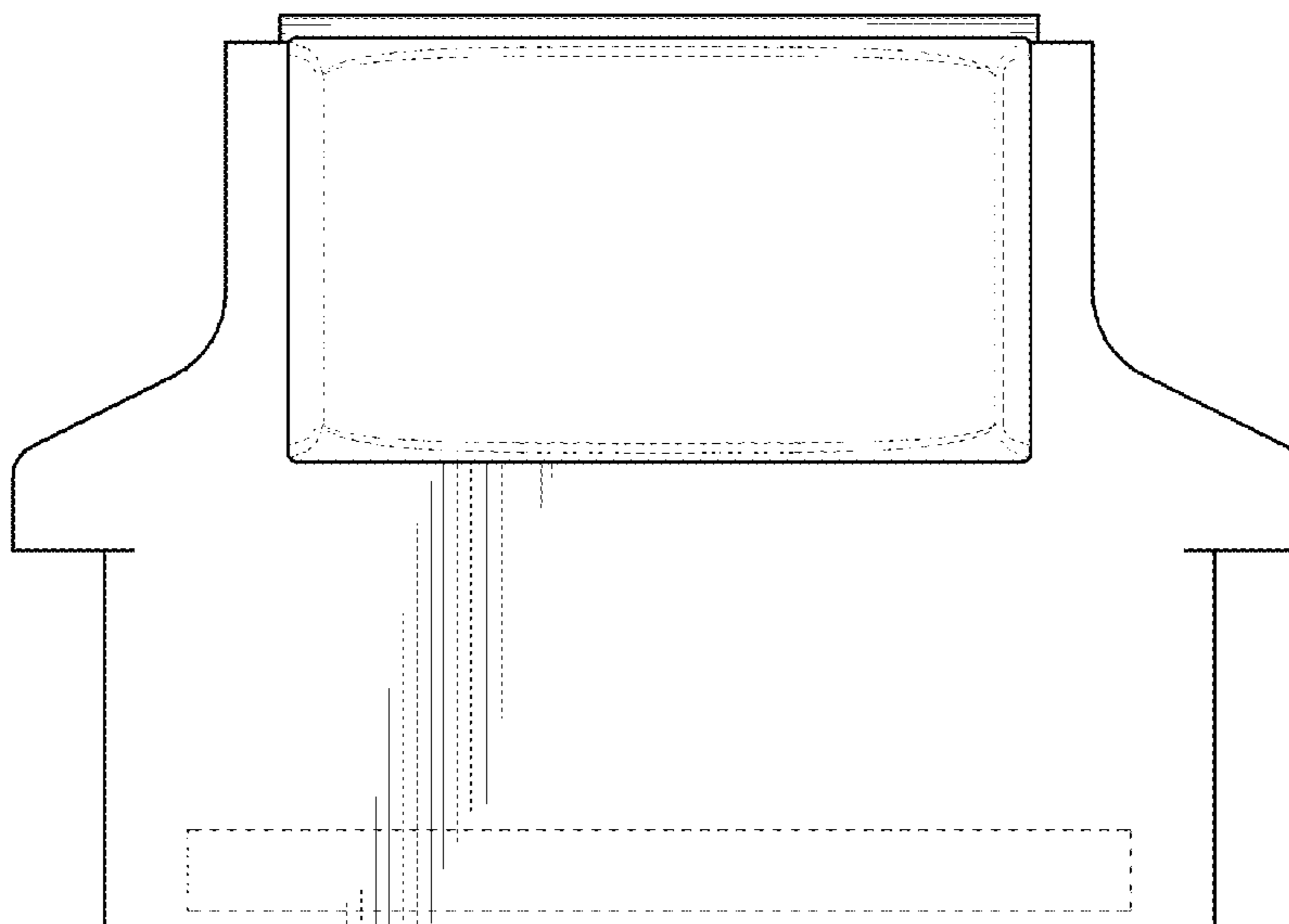
(57) **CLAIM**

The ornamental design for a seat for a wheelchair, as shown and described.

DESCRIPTION

FIG. 1 is a front view of a seat for a wheelchair, showing our new design; and,
FIG. 2 is a rear view of the design of FIG. 1.
The broken line showings in the drawings form no part of the claimed design.

1 Claim, 2 Drawing Sheets



(56)

References Cited

U.S. PATENT DOCUMENTS

D675,452	S	*	2/2013	Bellin	D6/334
D754,569	S	‡	4/2016	Da Cunha	D12/131
D788,652	S	‡	6/2017	Mutsuro	D12/131
D806,411	S	*	1/2018	Dassen	D6/334
D823,174	S	‡	7/2018	Luo	D12/131
D826,795	S	‡	8/2018	Soliz	D12/131
10,251,798	B2	*	4/2019	Bednarz, III	A61G 5/1048
D874,167	S	*	2/2020	Tian	D6/334
D874,356	S		2/2020	Virgo		
10,548,784	B2	*	2/2020	Grampe	A61G 5/1078
10,596,053	B1	*	3/2020	Street	A61G 7/16
10,599,157	B2	*	3/2020	Oshima	A61G 5/10
D881,590	S	*	4/2020	Wanders	D6/334
D903,539	S		12/2020	Knopf		
D906,703	S	*	1/2021	Kasparian	D6/336
11,103,393	B2	*	8/2021	Ata	A61G 5/1086
2009/0301533	A1		12/2009	Caldwell		

OTHER PUBLICATIONS

Restriction Requirement from U.S. Appl. No. 35/507,407 dated Jun. 17, 2020.

Response to Restriction Requirement from U.S. Appl. No. 35/507,407 dated Aug. 17, 2020.

Notice of Allowance from U.S. Appl. No. 35/507,407 dated Aug. 24, 2020.

* cited by examiner

‡ imported from a related application

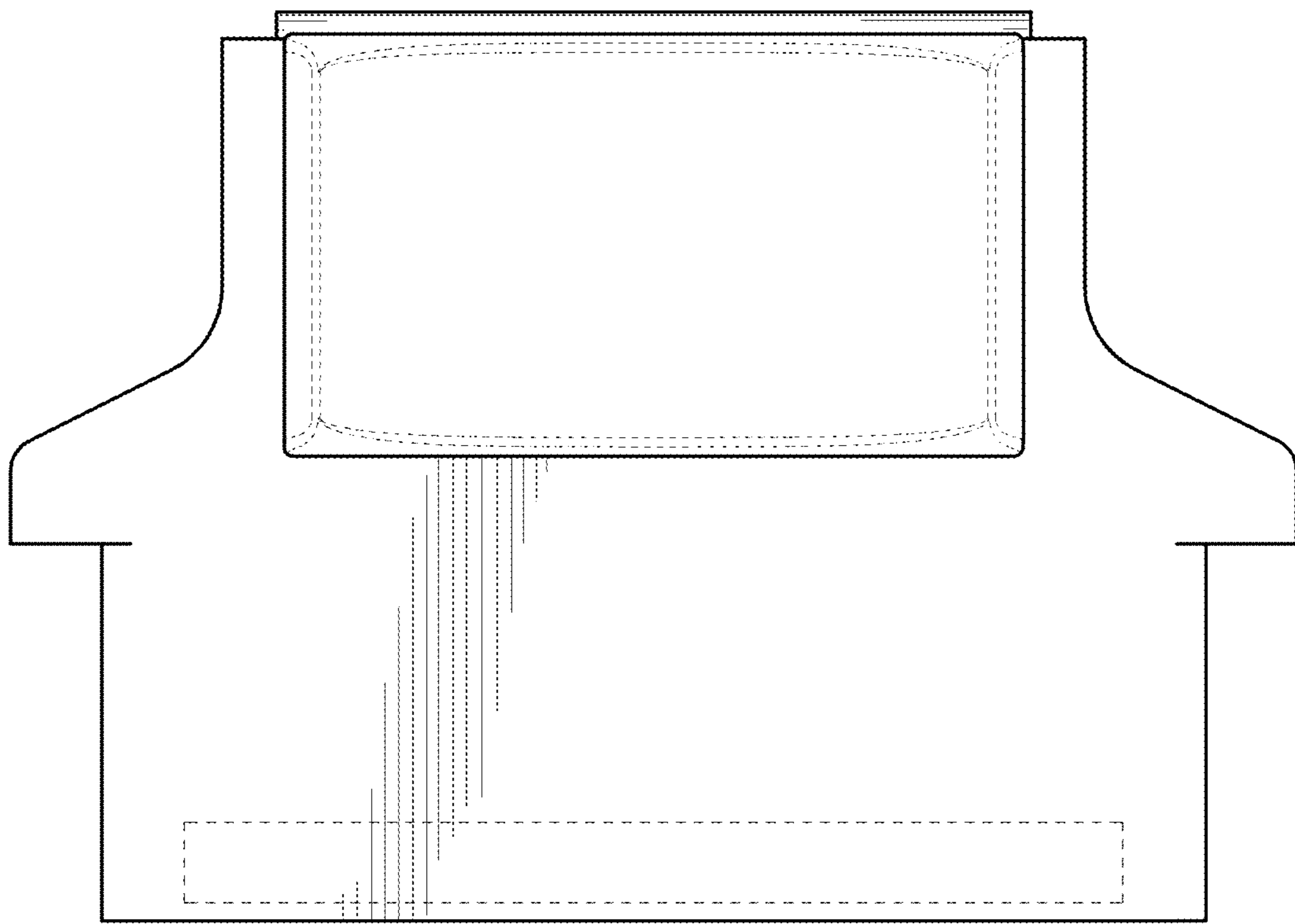


Fig. 1

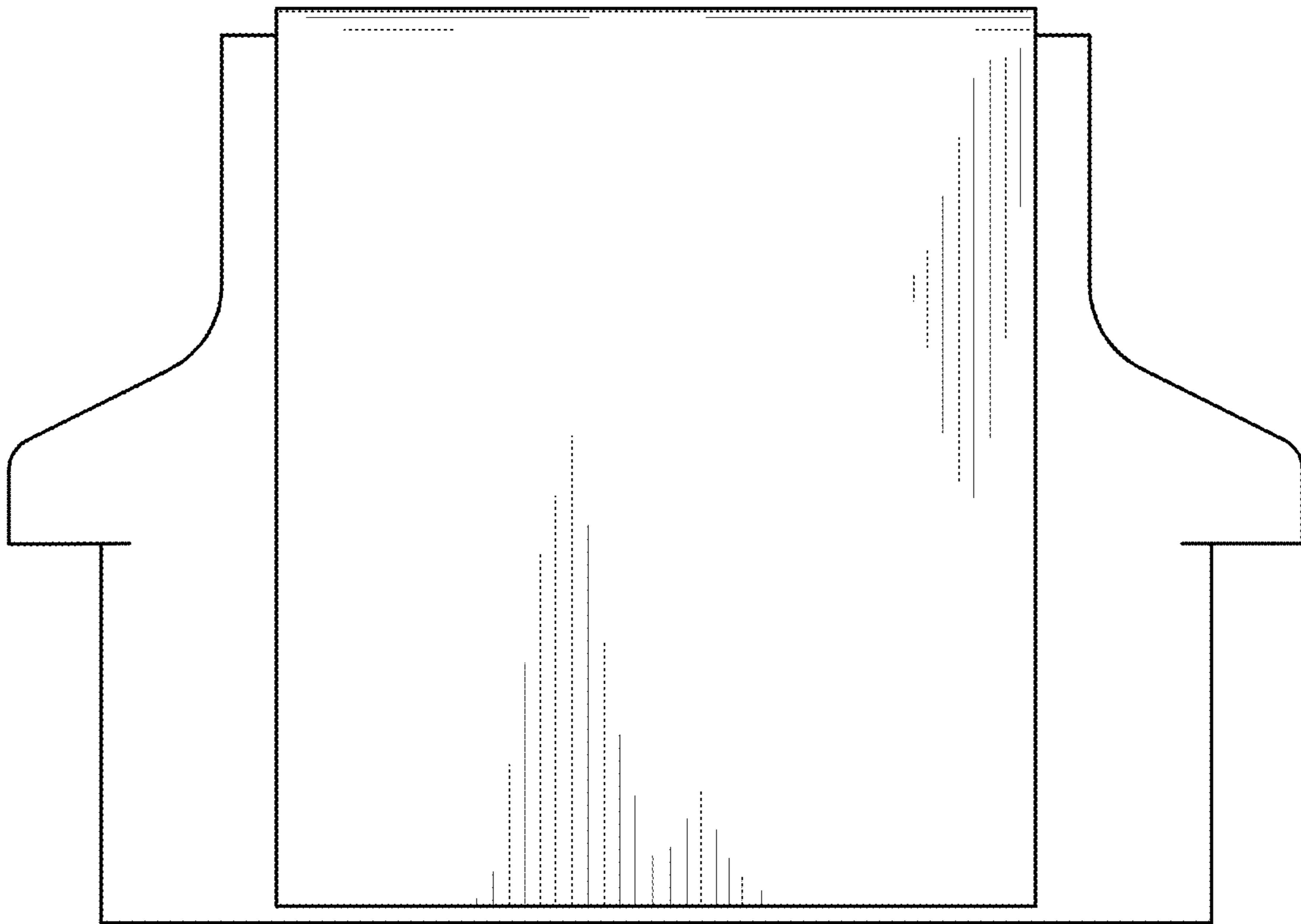


Fig. 2