

US00D975585S

(12) **United States Design Patent**
Langhals et al.

(10) **Patent No.:** **US D975,585 S**
(45) **Date of Patent:** **** Jan. 17, 2023**

- (54) **AUTOMOBILE BODY**
- (71) Applicants: **Taylor A. Langhals**, Waterford, MI (US); **Tome Jovanoski**, Shelby Township, MI (US); **Timothy W. Anness**, Rochester Hills, MI (US)
- (72) Inventors: **Taylor A. Langhals**, Waterford, MI (US); **Tome Jovanoski**, Shelby Township, MI (US); **Timothy W. Anness**, Rochester Hills, MI (US)
- (73) Assignee: **FCA US LLC**, Auburn Hills, MI (US)
- (**) Term: **15 Years**
- (21) Appl. No.: **29/727,318**
- (22) Filed: **Mar. 10, 2020**
- (51) **LOC (14) Cl.** **12-08**
- (52) **U.S. Cl.**
USPC **D12/91**
- (58) **Field of Classification Search**
USPC D12/86, 90-92, 88, 164; D21/424, 433, D21/434; 296/181.1-181.5, 183.1
CPC B62D 25/00; B62D 25/06; B62D 33/00; B62D 35/00
See application file for complete search history.

D693,737 S *	11/2013	Hammoud	D12/91
D703,583 S *	4/2014	Howell	D12/91
D711,784 S *	8/2014	Galante	D12/91
D723,425 S *	3/2015	Glover	D12/91
D728,425 S *	5/2015	Glover	D12/91
D761,695 S *	7/2016	Faghihzadeh	D12/92
D801,861 S *	11/2017	Hubers	D12/91
D805,956 S *	12/2017	Galante	D12/91
D817,816 S *	5/2018	Hoste	D12/91
D823,722 S *	7/2018	Hoste	D12/91
D847,025 S *	4/2019	Zavatski	D12/91
D860,863 S *	9/2019	Jonason	D12/91
D865,565 S *	11/2019	Hubers	D12/91
D865,566 S *	11/2019	Jonason	D12/91

* cited by examiner

Primary Examiner — Melody N Brown
(74) *Attorney, Agent, or Firm* — Ralph E. Smith

(57) **CLAIM**


The ornamental design for an automobile body, as shown and described.

DESCRIPTION

FIG. 1 is a front and left side perspective view of an automotive body showing our new design;
FIG. 2 is a rear and left side perspective view thereof;
FIG. 3 is a front elevational view thereof;
FIG. 4 is a rear elevational view thereof;
FIG. 5 is a left side elevational view thereof;
FIG. 6 is a right side elevational view thereof; and,
FIG. 7 is a top plan view thereof.
The portions of the automobile shown in broken lines are for illustrative and environmental purposes and form no part of the claimed design.

1 Claim, 6 Drawing Sheets

- (56) **References Cited**
U.S. PATENT DOCUMENTS
D420,939 S * 2/2000 Faurote D12/91
D500,460 S * 1/2005 Allen D12/91
D534,097 S * 12/2006 Renkert D12/91
D551,124 S * 9/2007 Aneiros D12/92
D650,721 S * 12/2011 Galante D12/91



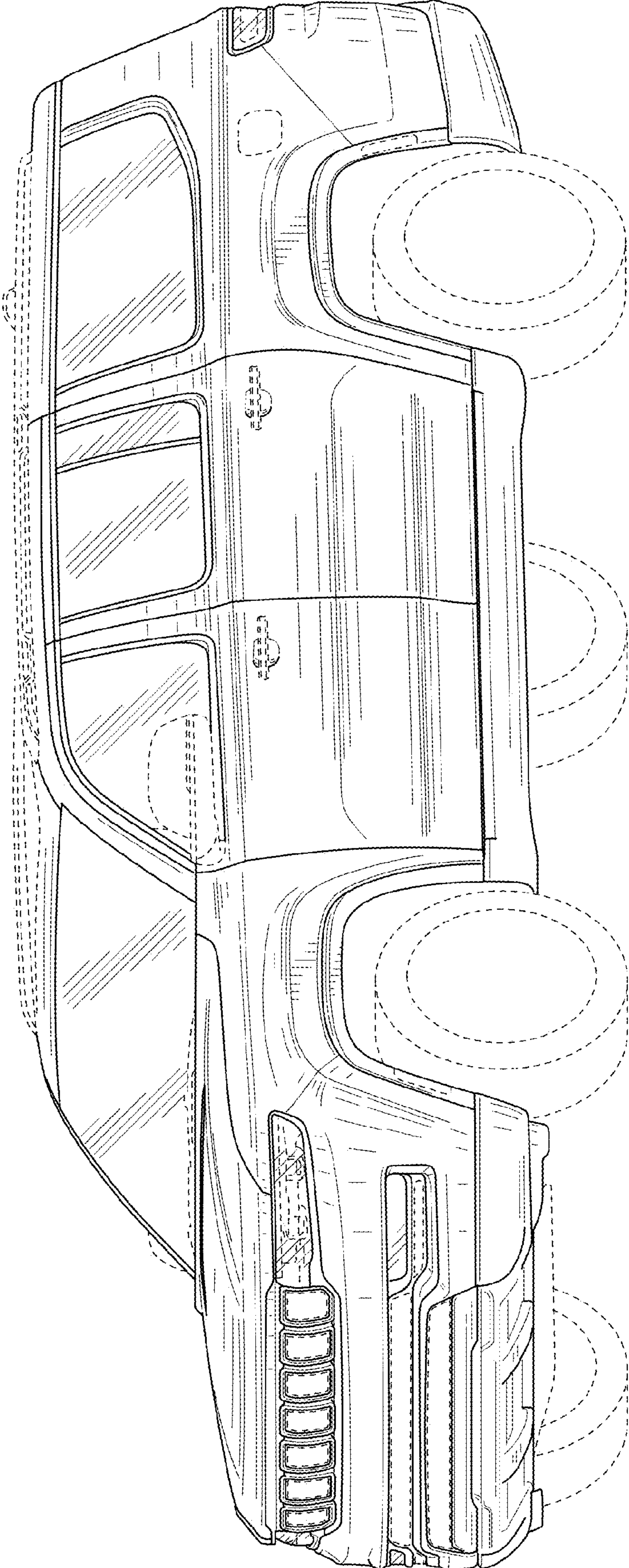


FIG. 1

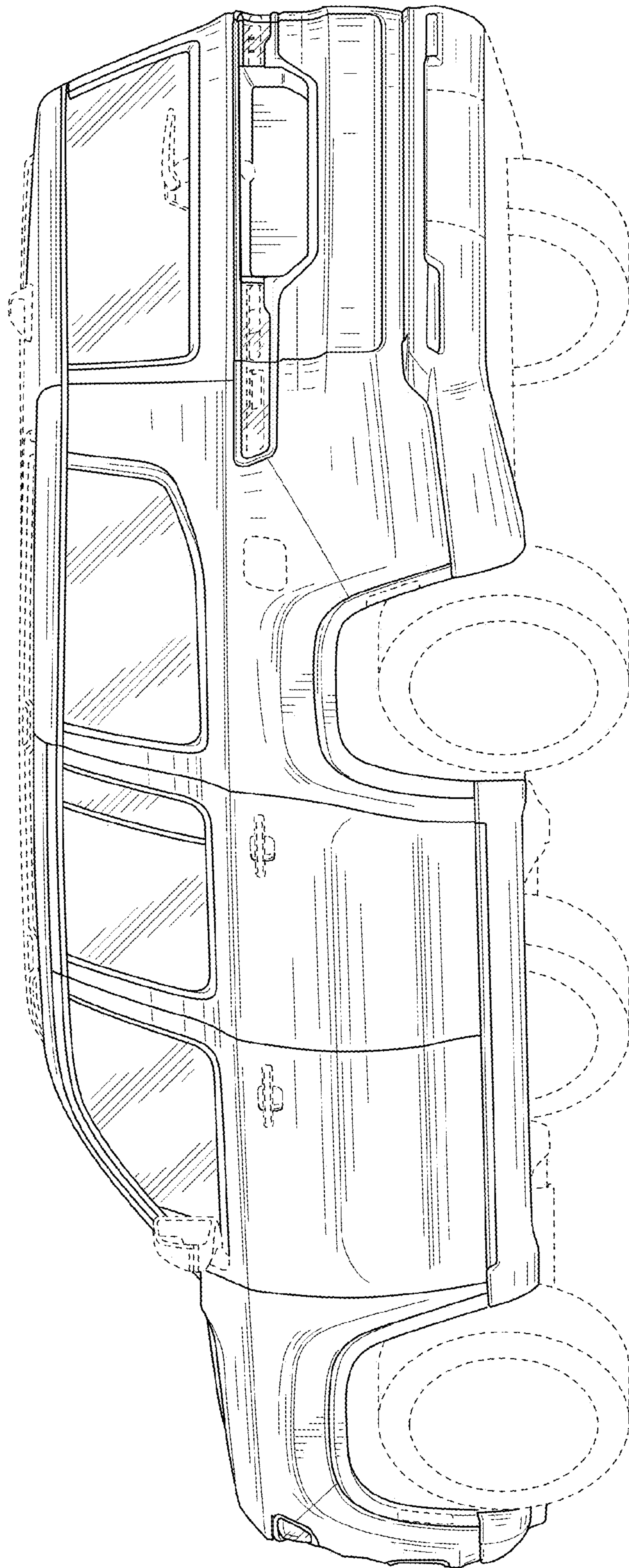


FIG. 2




FIG. 3




FIG. 4

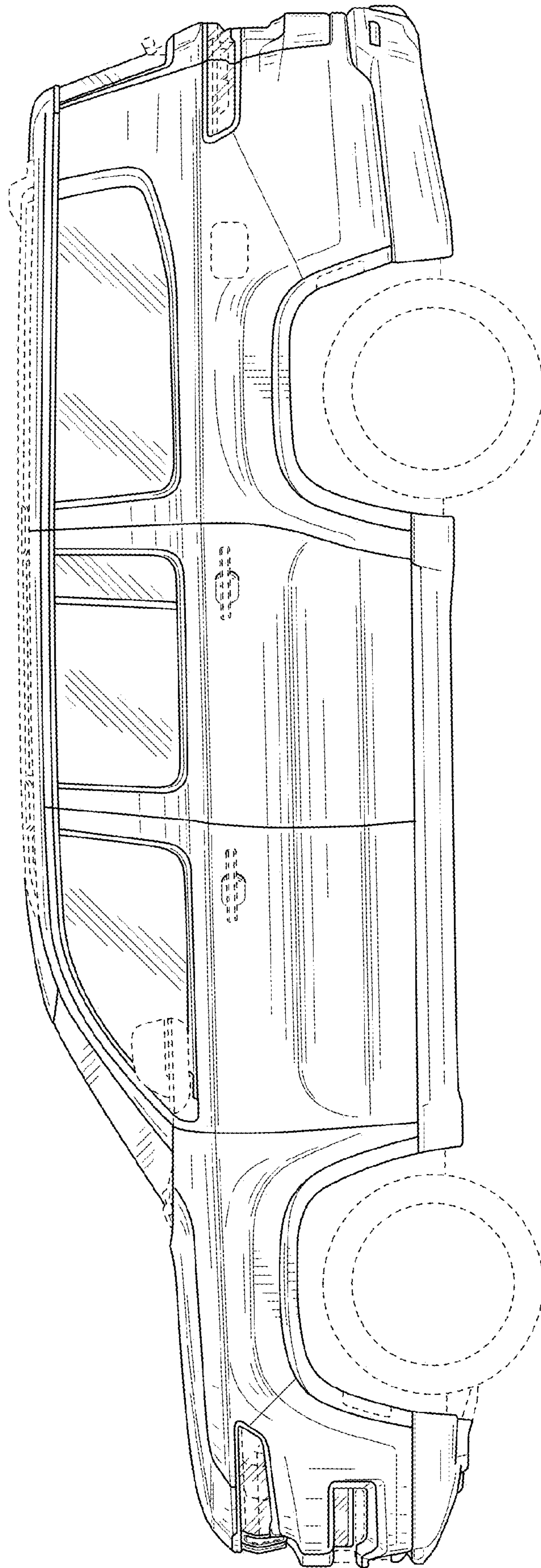


FIG. 5

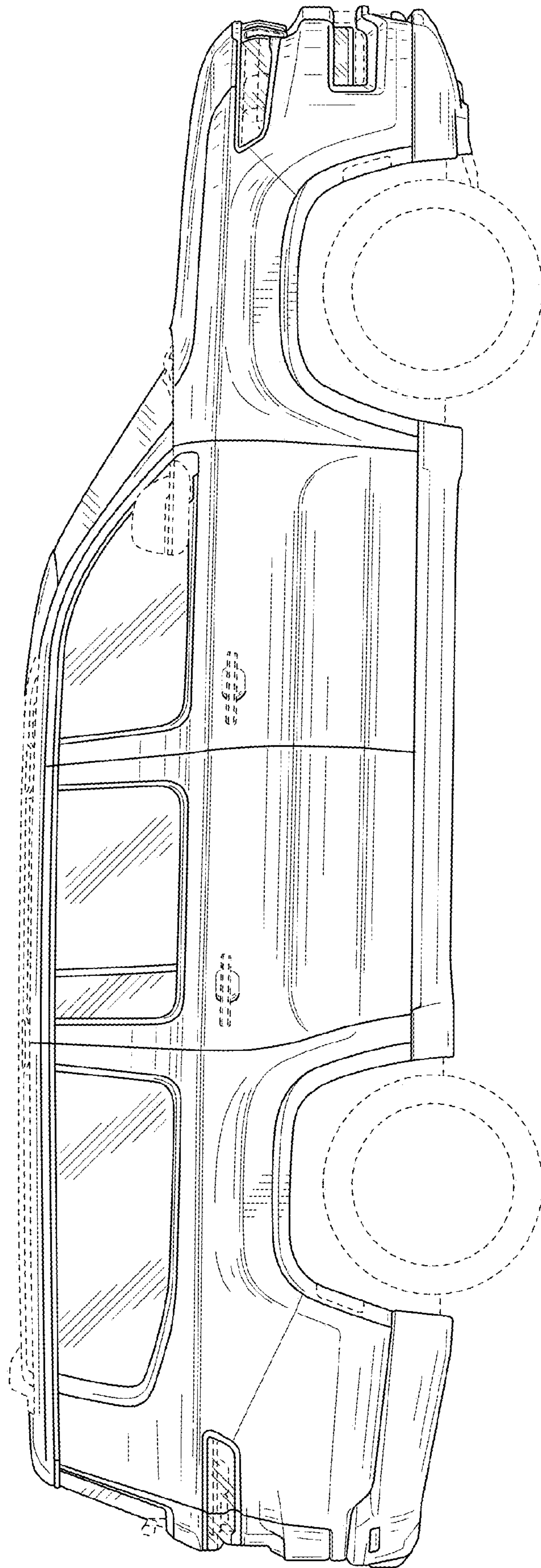


FIG. 6

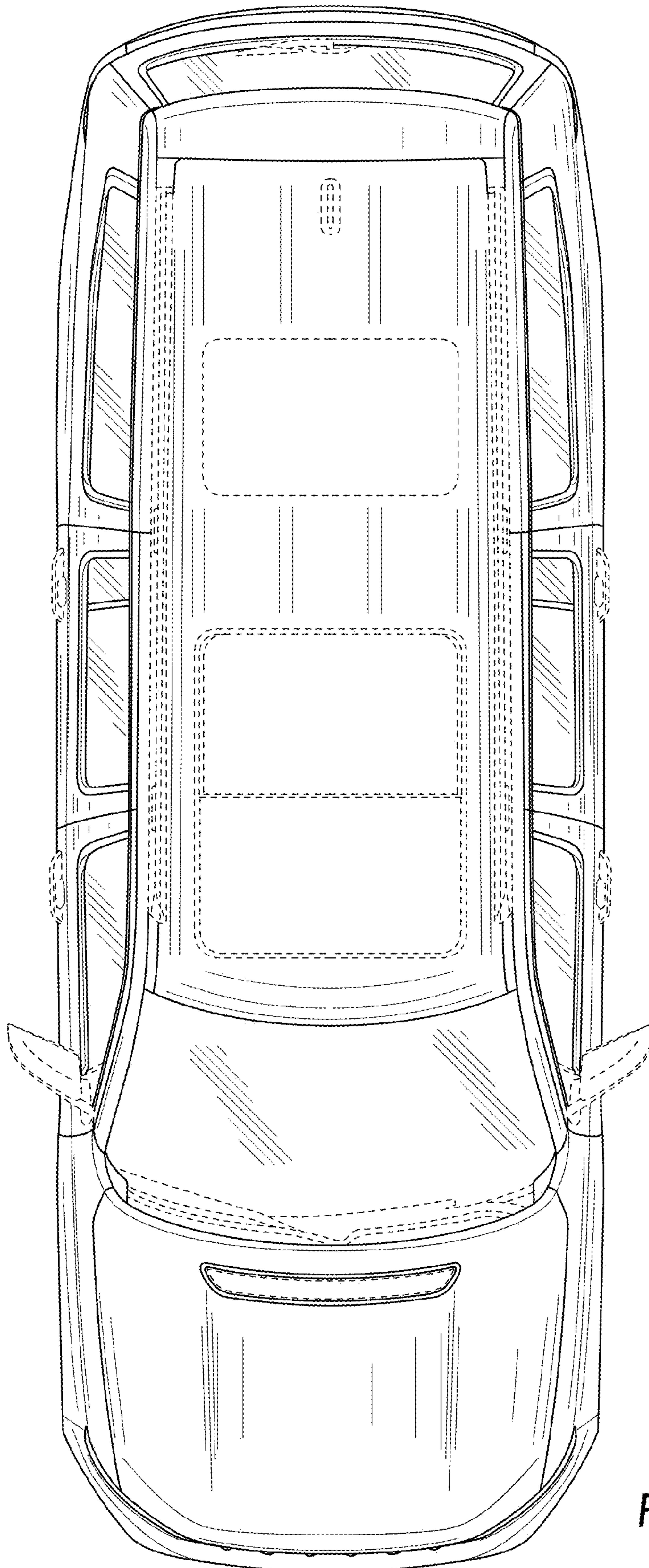


FIG. 7