



US00D975581S

(12) **United States Design Patent**  
**Wang**

(10) **Patent No.:** **US D975,581 S**  
(45) **Date of Patent:** **\*\* Jan. 17, 2023**

(54) **CHRISTMAS STOCKING STAND**  
(71) Applicant: **CENTRESKY CRAFTS (SHANTOU) CO., LTD**, Shan Tou (CN)  
(72) Inventor: **Ruisheng Wang**, Shantou (CN)  
(\*\*) Term: **15 Years**  
(21) Appl. No.: **29/843,235**  
(22) Filed: **Jun. 20, 2022**  
(30) **Foreign Application Priority Data**

Apr. 12, 2022 (CN) ..... 202230202398.2

(51) **LOC (14) Cl.** ..... **11-04**  
(52) **U.S. Cl.**  
USPC ..... **D11/117**  
(58) **Field of Classification Search**  
USPC ..... D2/611; D6/540, 541, 553; D11/50, 71,  
D11/100, 117, 123, 125-127, 130-133,  
D11/136, 141, 152, 155, 157-158, 160,  
D11/162  
CPC ..... B65D 3/00; B65D 7/00  
See application file for complete search history.

(56) **References Cited**

**U.S. PATENT DOCUMENTS**

1,052,379 A \* 2/1913 Ranken ..... A45C 13/004  
220/9.4  
1,173,284 A \* 2/1916 Leiman ..... B65D 3/22  
229/4.5  
1,999,753 A \* 4/1935 Diemer ..... A47K 7/02  
2/167

2,704,898 A \* 3/1955 Sleyman ..... A41D 3/06  
36/2 R  
4,223,177 A \* 9/1980 Nakamura ..... H03H 9/1014  
174/DIG. 8  
D498,702 S \* 11/2004 Hale ..... D11/126  
D598,642 S \* 8/2009 Plumert ..... D2/976  
D610,023 S \* 2/2010 Morlet ..... D9/706  
D625,291 S 10/2010 Andre et al.  
D682,145 S 5/2013 Haase  
D694,249 S 11/2013 Akana et al.  
D776,327 S \* 1/2017 Ng ..... D26/106  
D795,736 S \* 8/2017 Ochi ..... D11/126  
D835,360 S \* 12/2018 Lown ..... D30/153  
D962,718 S \* 9/2022 Edlund Tjernberg ..... D7/624.2  
2013/0008929 A1 \* 1/2013 Lin ..... A47G 25/904  
223/111

\* cited by examiner

*Primary Examiner* — Joseph Kukella

*Assistant Examiner* — Heather A Wencil

(74) *Attorney, Agent, or Firm* — Rमित Ranjit Kanakia

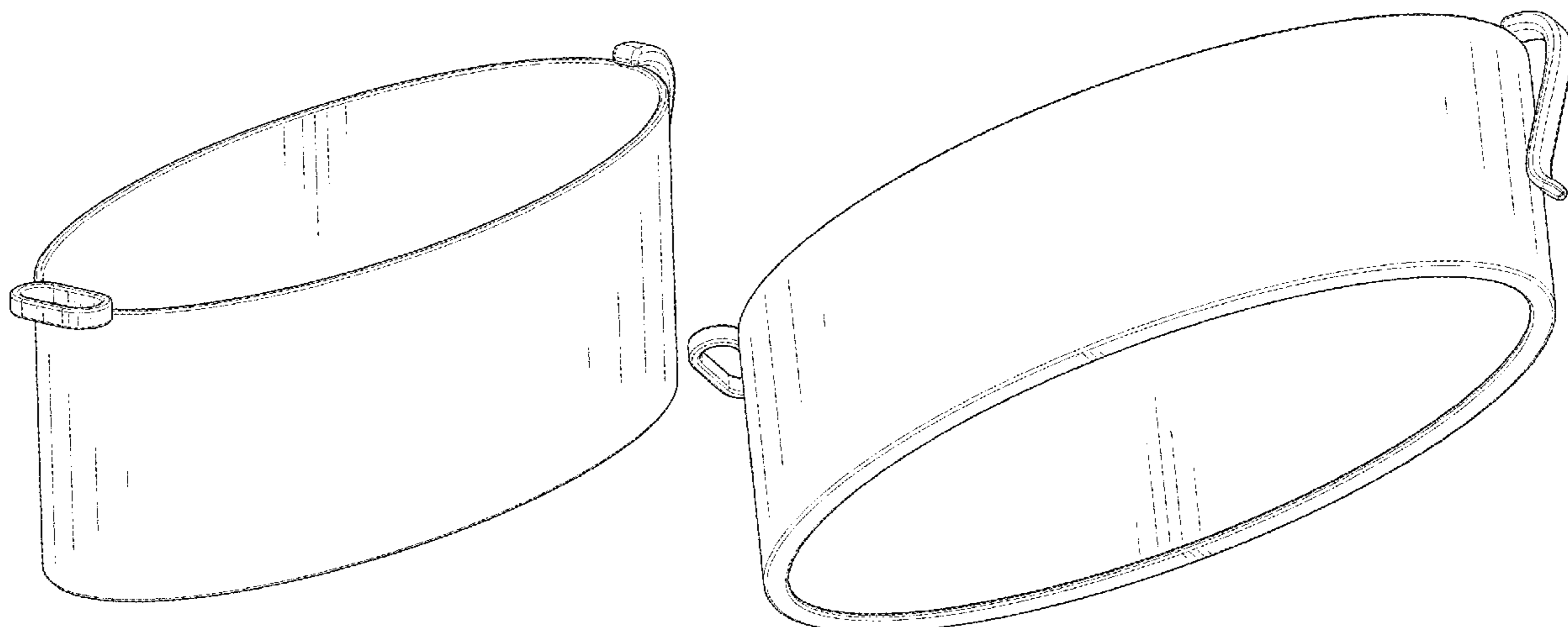
(57) **CLAIM**

The ornamental design for a Christmas stocking stand, as shown and described.

**DESCRIPTION**

FIG. 1 is a first perspective view of a Christmas stocking stand showing my new design;  
FIG. 2 is a second perspective view thereof;  
FIG. 3 is a front view thereof;  
FIG. 4 is a back view thereof;  
FIG. 5 is a left side view thereof;  
FIG. 6 is a right side view thereof;  
FIG. 7 is a top view thereof; and,  
FIG. 8 is a bottom view thereof.

**1 Claim, 8 Drawing Sheets**



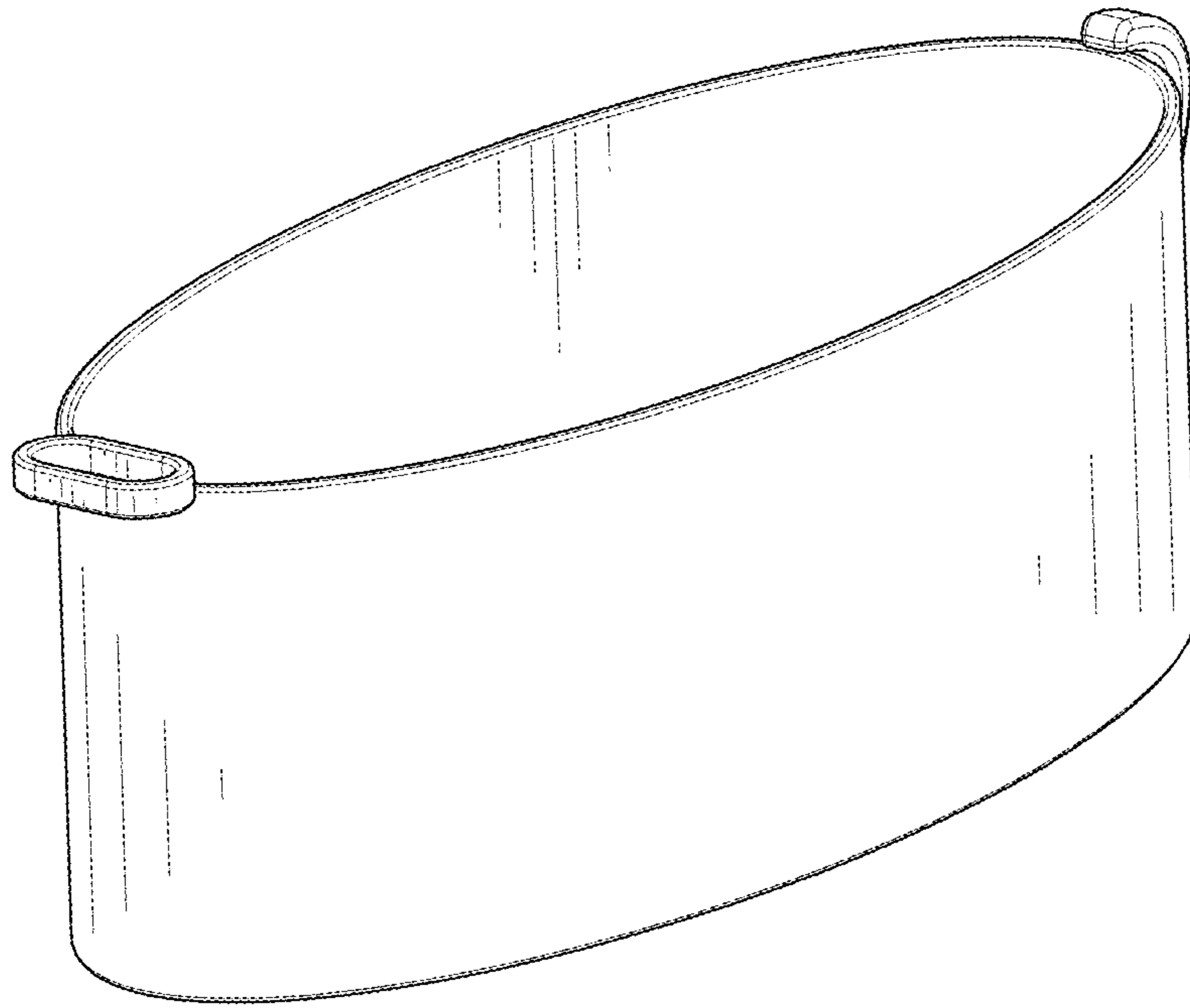


FIG. 1

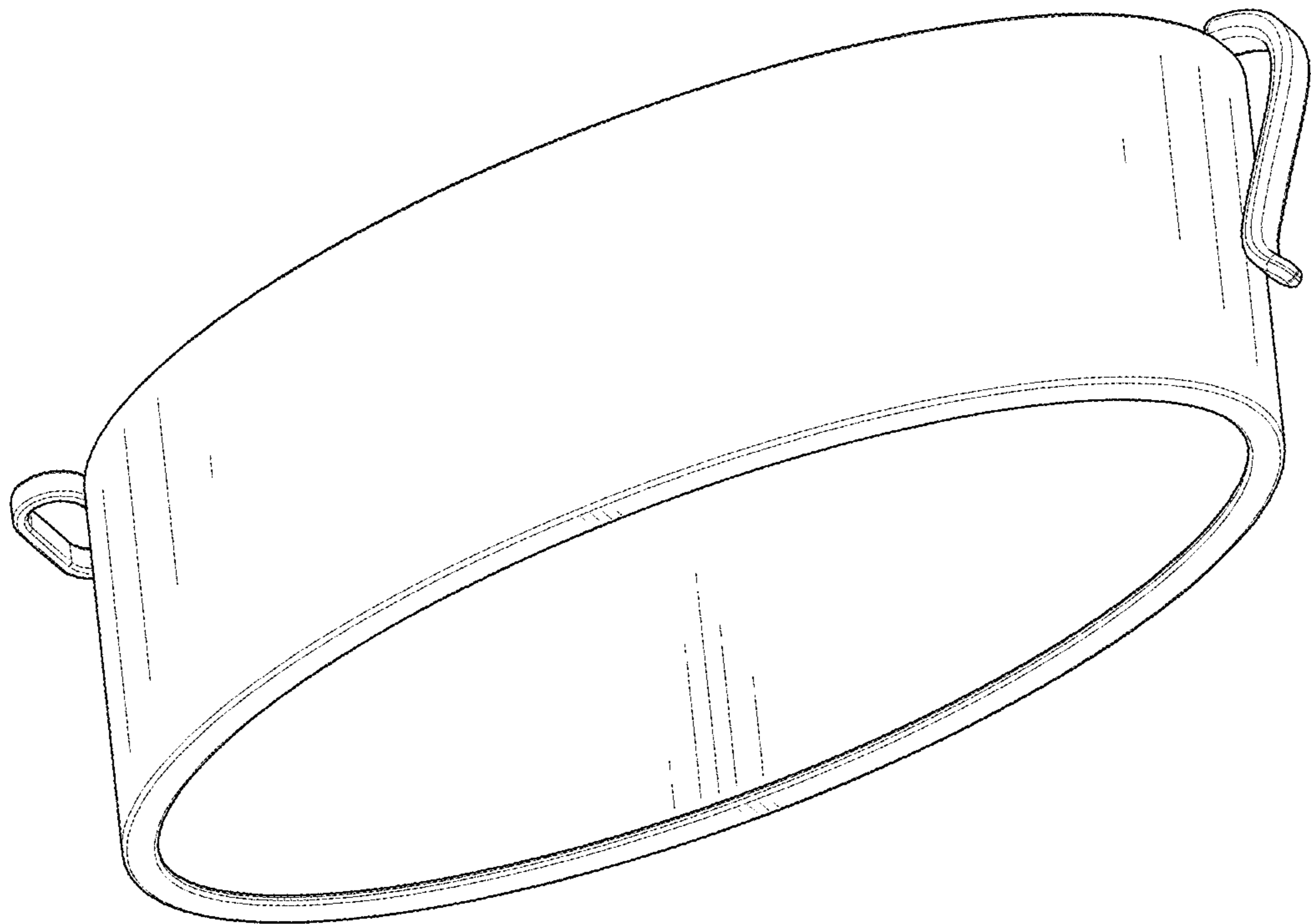


FIG. 2




FIG. 3




FIG. 4

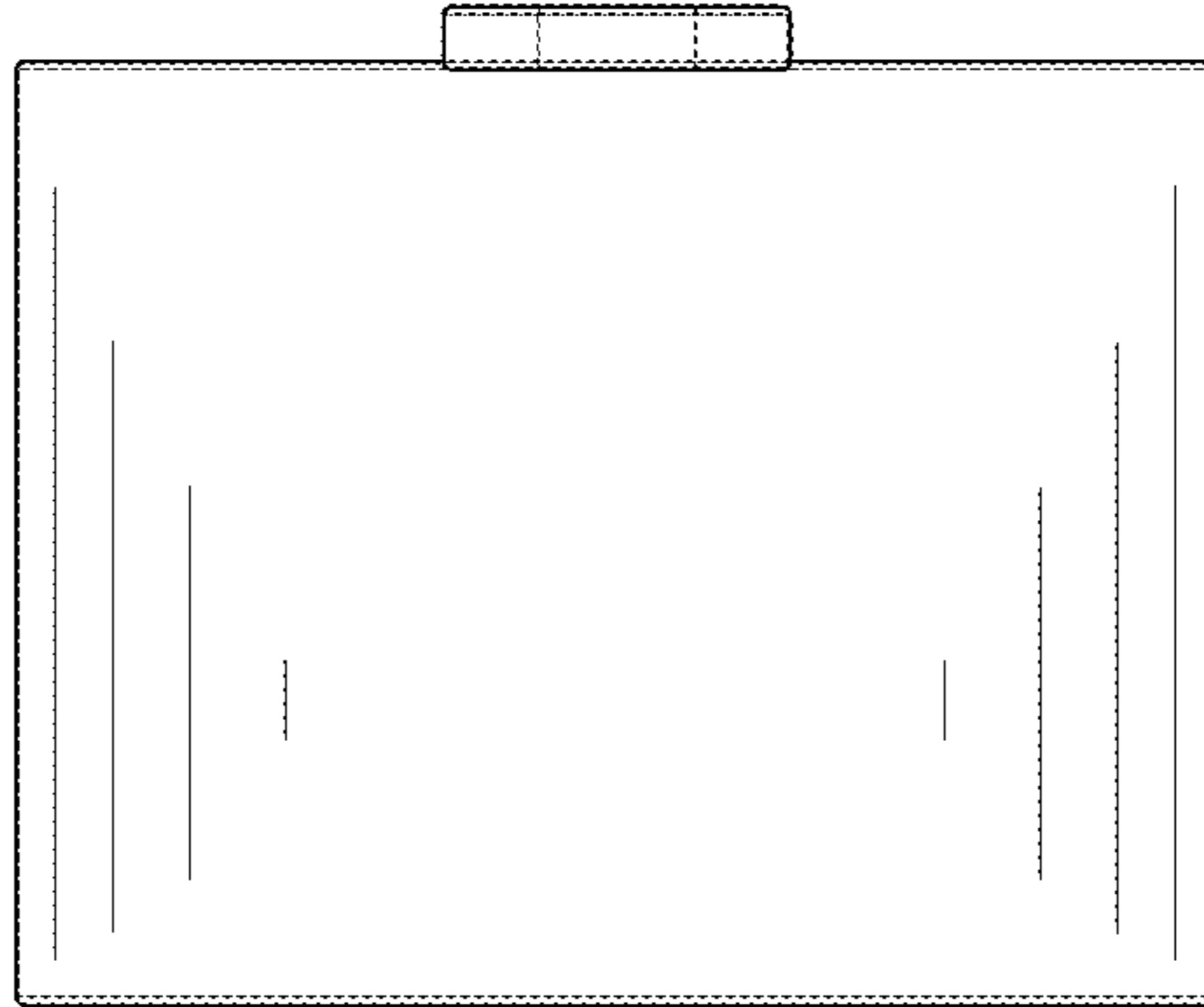


FIG. 5

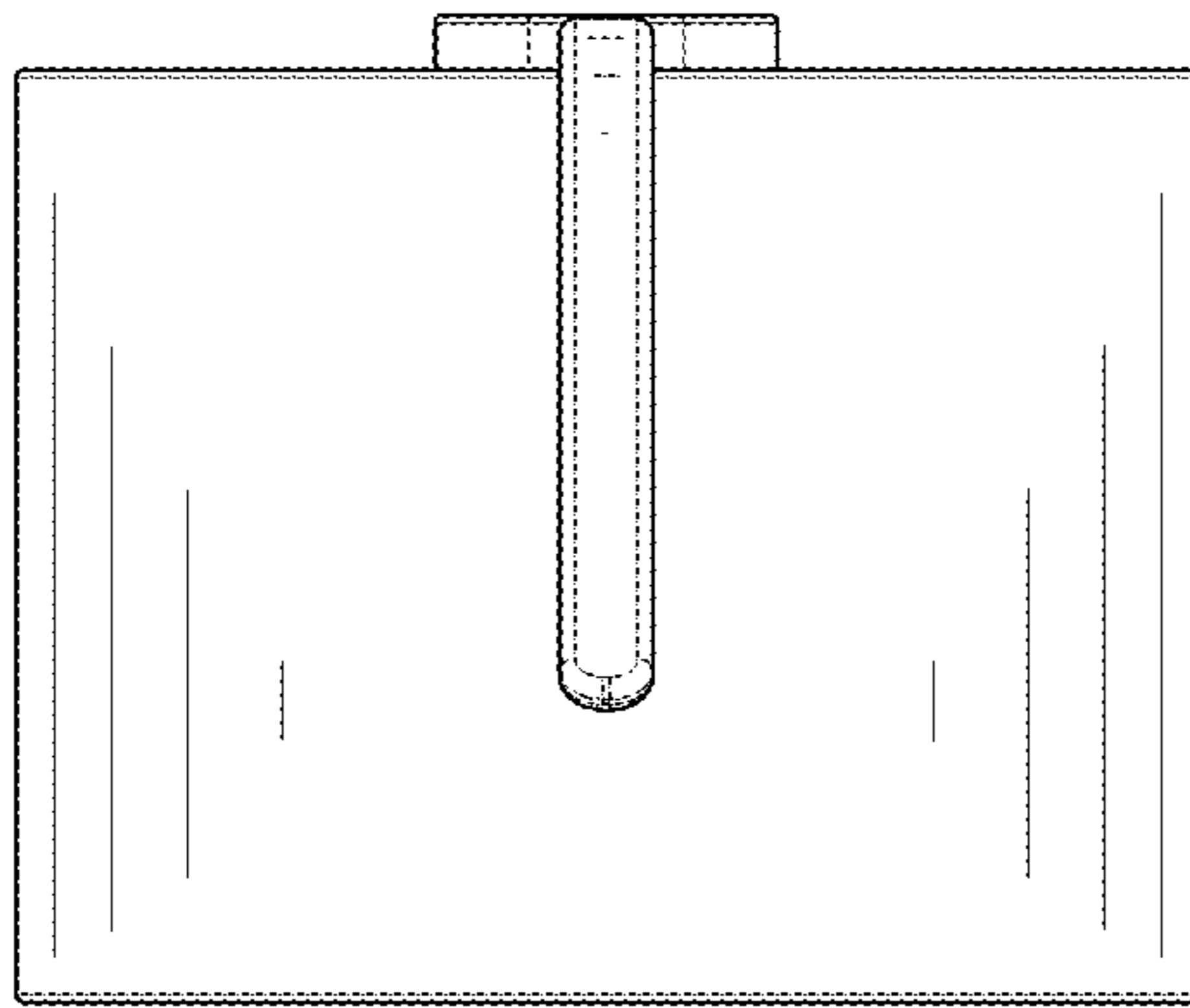


FIG. 6

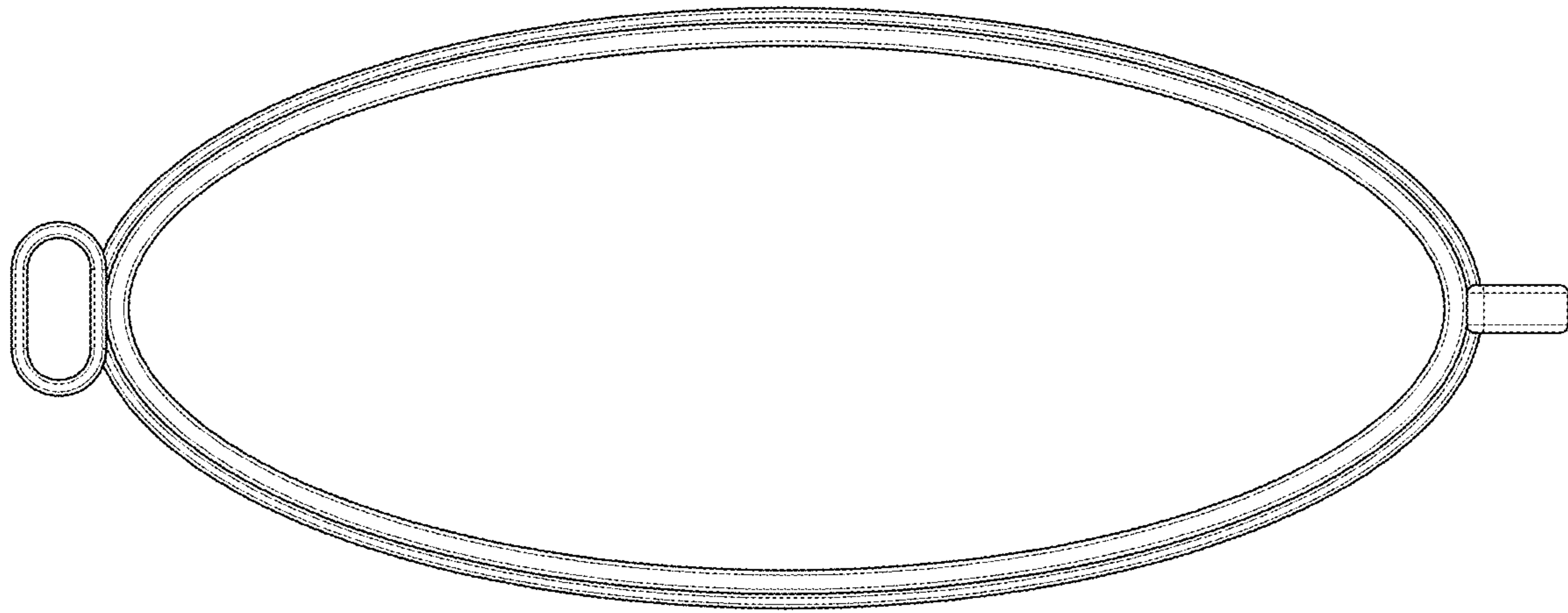


FIG. 7



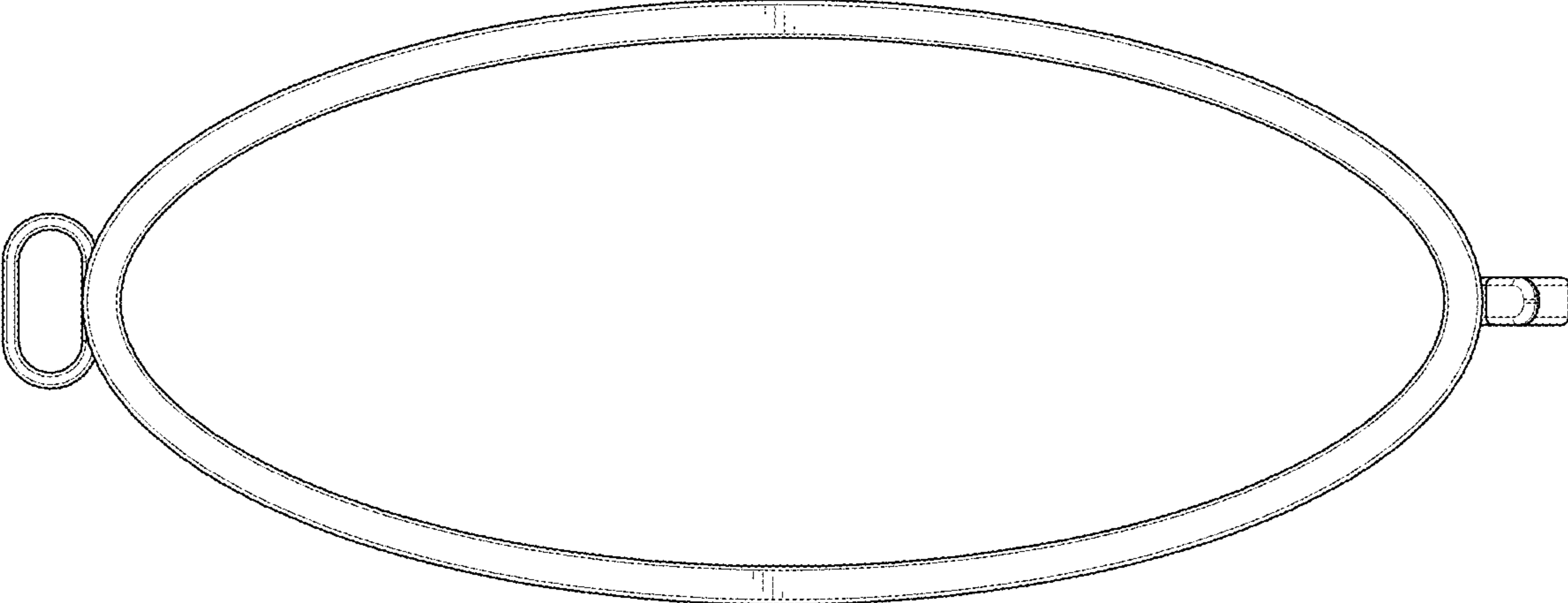


FIG. 8