



US00D975578S

(12) **United States Design Patent** (10) **Patent No.:** **US D975,578 S**
Cohen et al. (45) **Date of Patent:** **** Jan. 17, 2023**

(54) **RING**
(71) Applicant: **R.O. Marketing Ltd.**, Holon (IL)
(72) Inventors: **Roy Cohen**, Holon (IL); **Roman Maksimenko**, Holon (IL)

10,687,593 B2 * 6/2020 Jones A44C 27/001
D896,679 S * 9/2020 Lachyani Abiri D11/26
10,789,861 B1 * 9/2020 Boddie G09F 3/207
D934,723 S * 11/2021 Bhansali D11/86
2005/0268653 A1 * 12/2005 Kaplan A44C 5/0092
63/15.7

(Continued)

(73) Assignee: **R.O. MARKETING LTD.**, Holon (IL)
(**) Term: **15 Years**

FOREIGN PATENT DOCUMENTS

CN 306785192 * 8/2021
WO D218486-008 * 1/2022

(21) Appl. No.: **29/757,322**

OTHER PUBLICATIONS

(22) Filed: **Nov. 5, 2020**
(51) **LOC (14) Cl.** **11-01**
(52) **U.S. Cl.**
USPC **D11/39**
(58) **Field of Classification Search**
USPC D11/6, 26-27, 38-39, 89; 63/15.7
CPC A44C 5/00
See application file for complete search history.

Damascus Steel Ring with Milled Celtic Heart Design and Interior Hardw—Stonebrook Jewelry pp. 1-7 2022 <https://stonebrookjewelry.com/products/damascus-steel-ring-with-milled-celtic-heart-design-and-interior-hardwood-sleeve-custom-made-band> (Year: 2022).*

(Continued)

(56) **References Cited**

Primary Examiner — Kevin K Rudzinski
Assistant Examiner — Evans David Delesline
(74) *Attorney, Agent, or Firm* — Cabilly & Co

U.S. PATENT DOCUMENTS

(57) **CLAIM**

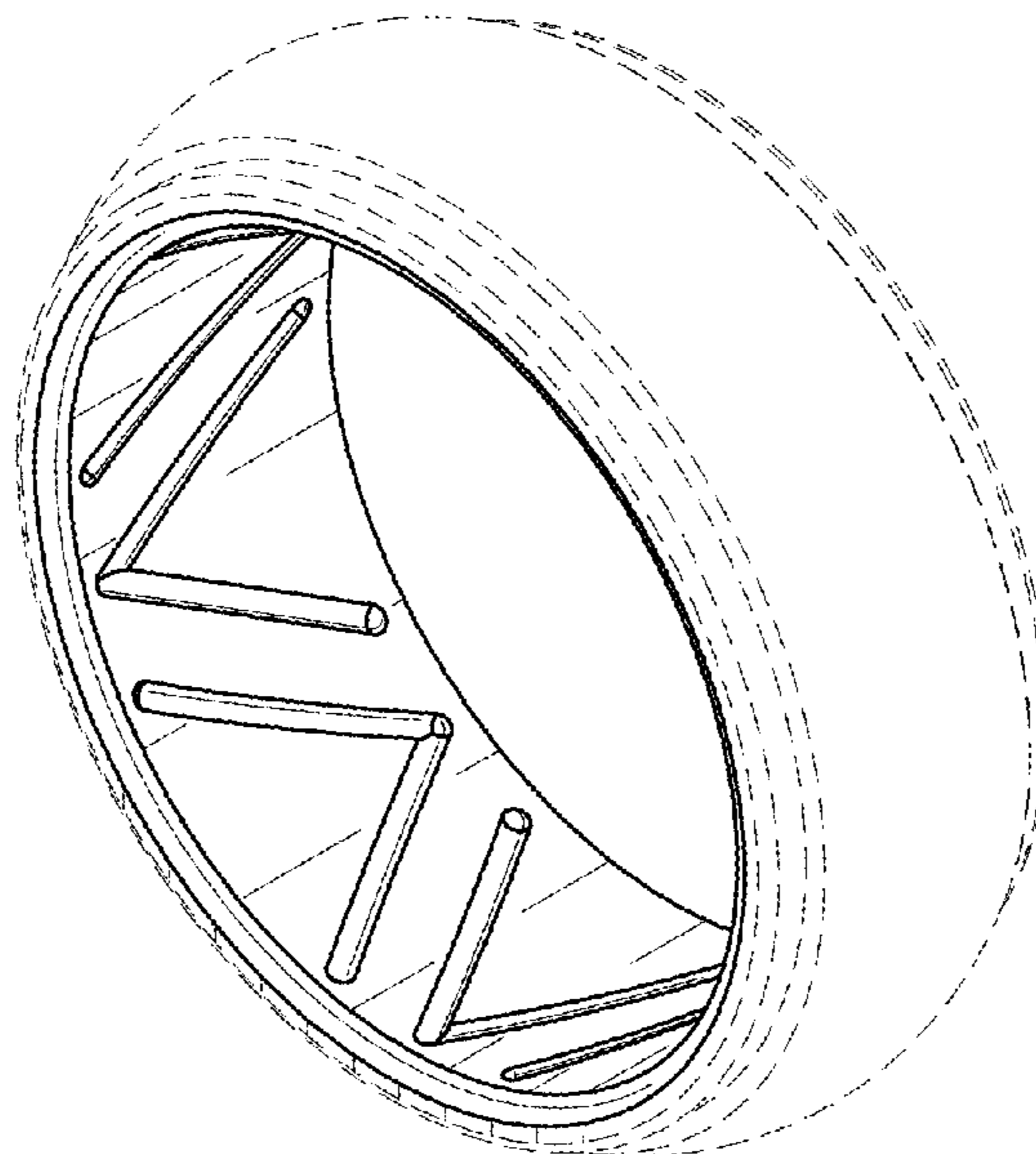
The ornamental design for a ring, as shown and described.

D143,923 S *	2/1946	Lieber	D11/38
D513,712 S *	1/2006	Koren	D11/38
D522,902 S *	6/2006	Kaplan	D11/39
D524,185 S *	7/2006	Arlanda	D11/38
D535,210 S *	1/2007	Park	D11/27
D711,764 S *	8/2014	Traglio	D11/26
D780,614 S *	3/2017	Kaplan	D11/26
D784,182 S *	4/2017	Baker	D11/26
D811,927 S *	3/2018	Faught	D11/38
D817,216 S *	5/2018	Fridman	D11/39
D822,530 S *	7/2018	Brooks	D11/37
D835,540 S *	12/2018	Bellisha	D11/39
D862,278 S *	10/2019	Joshi	D11/26
D862,279 S *	10/2019	Joshi	D11/26
D866,385 S *	11/2019	Joshi	D11/26
D880,339 S *	4/2020	Fridman	D11/26
D884,540 S *	5/2020	Tse	D11/37
D885,962 S *	6/2020	Jones	D11/26

DESCRIPTION

FIG. 1 is a front perspective view of a ring in accordance with the new design;
FIG. 2 is a front view thereof;
FIG. 3 is a rear view thereof;
FIG. 4 is a left side view thereof;
FIG. 5 is a right side view thereof;
FIG. 6 is a top view thereof; and,
FIG. 7 is a bottom view thereof.
The broken lines shown in the drawings illustrate portions of the ring and form no part of the claimed design.

1 Claim, 4 Drawing Sheets



(56)

References Cited

U.S. PATENT DOCUMENTS

2020/0297083 A1* 9/2020 Zobell A44C 5/0053

OTHER PUBLICATIONS

Nickel Free Ring Carved Inside Osewaya pp. 1-2 2022 https://global.osewaya.jp/products/19ln-rg460?currency=JPY&variant=21110986768443&utm_medium=cpc&utm_source=google&utm_campaign=Google%20Shopping (Year: 2022).*

Personalized Name-Engraved Solid Sterling Silver Diamond Ring: Our Forever Love The Bradford Exchange pp. 1-2 2022 https://www.bradfordexchange.com/products/110204001_personalized-name-engraved-solid-sterling-silver-diamond.html (Year: 2022).*

* cited by examiner

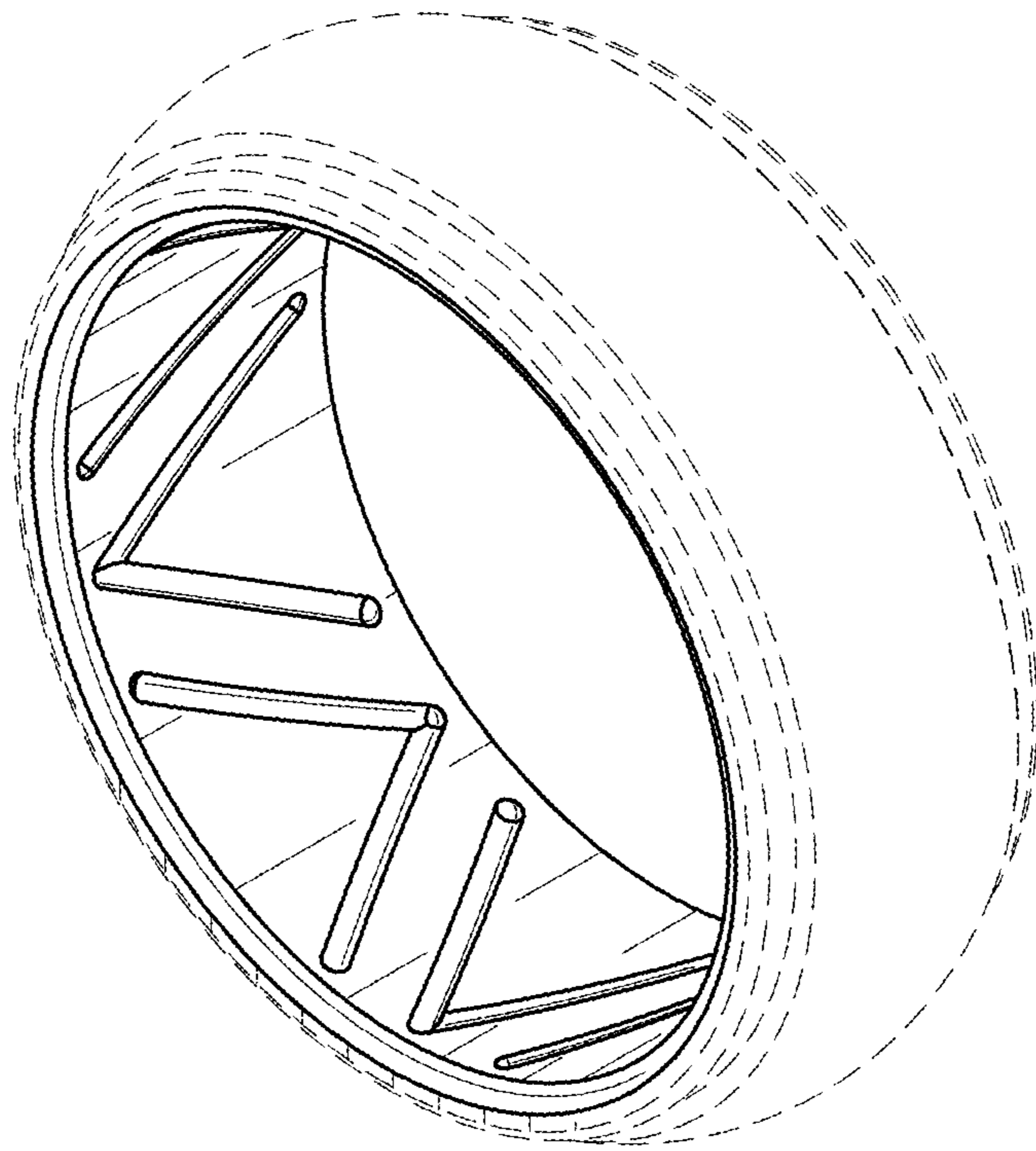


FIG.1

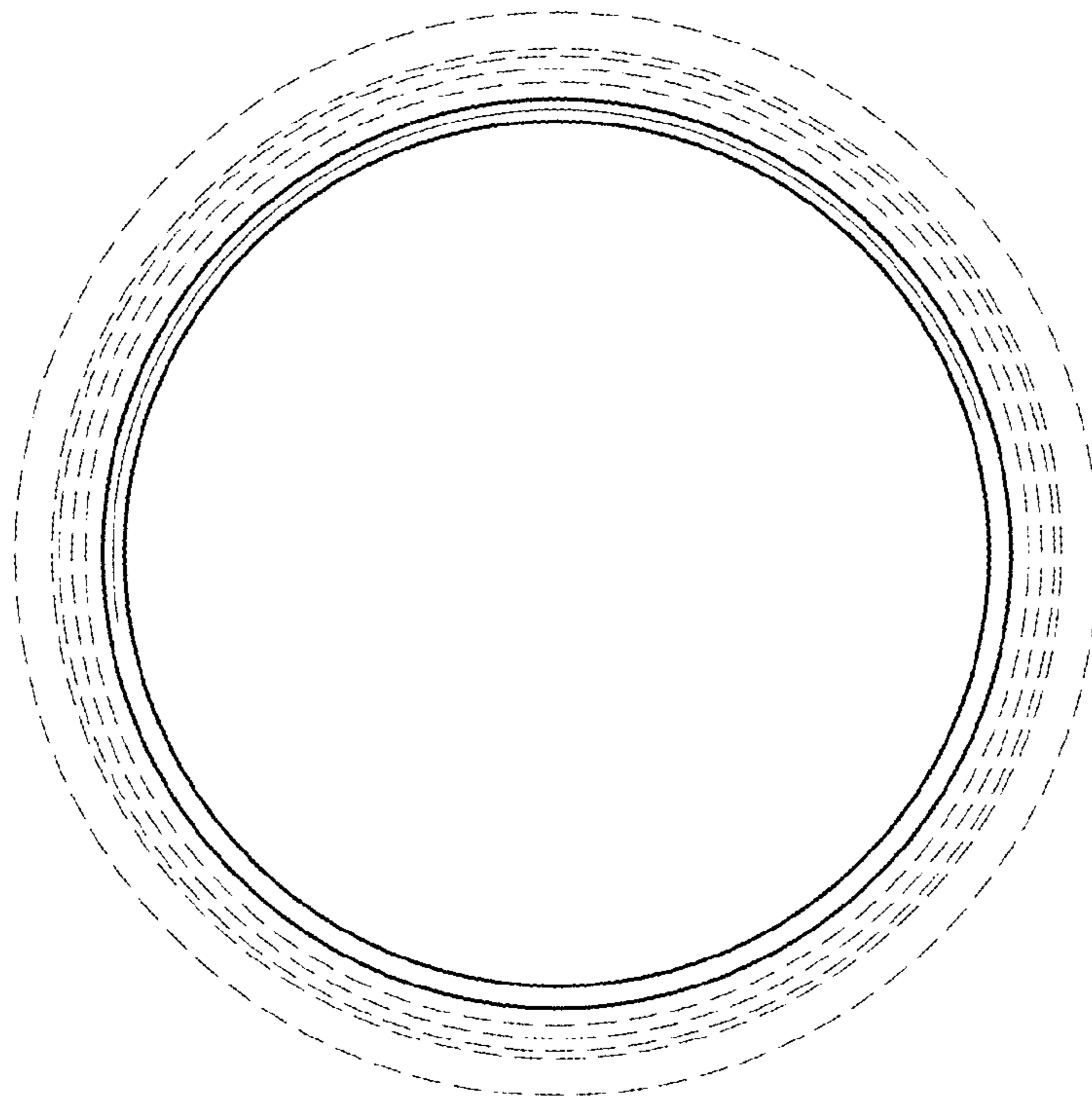


FIG. 2

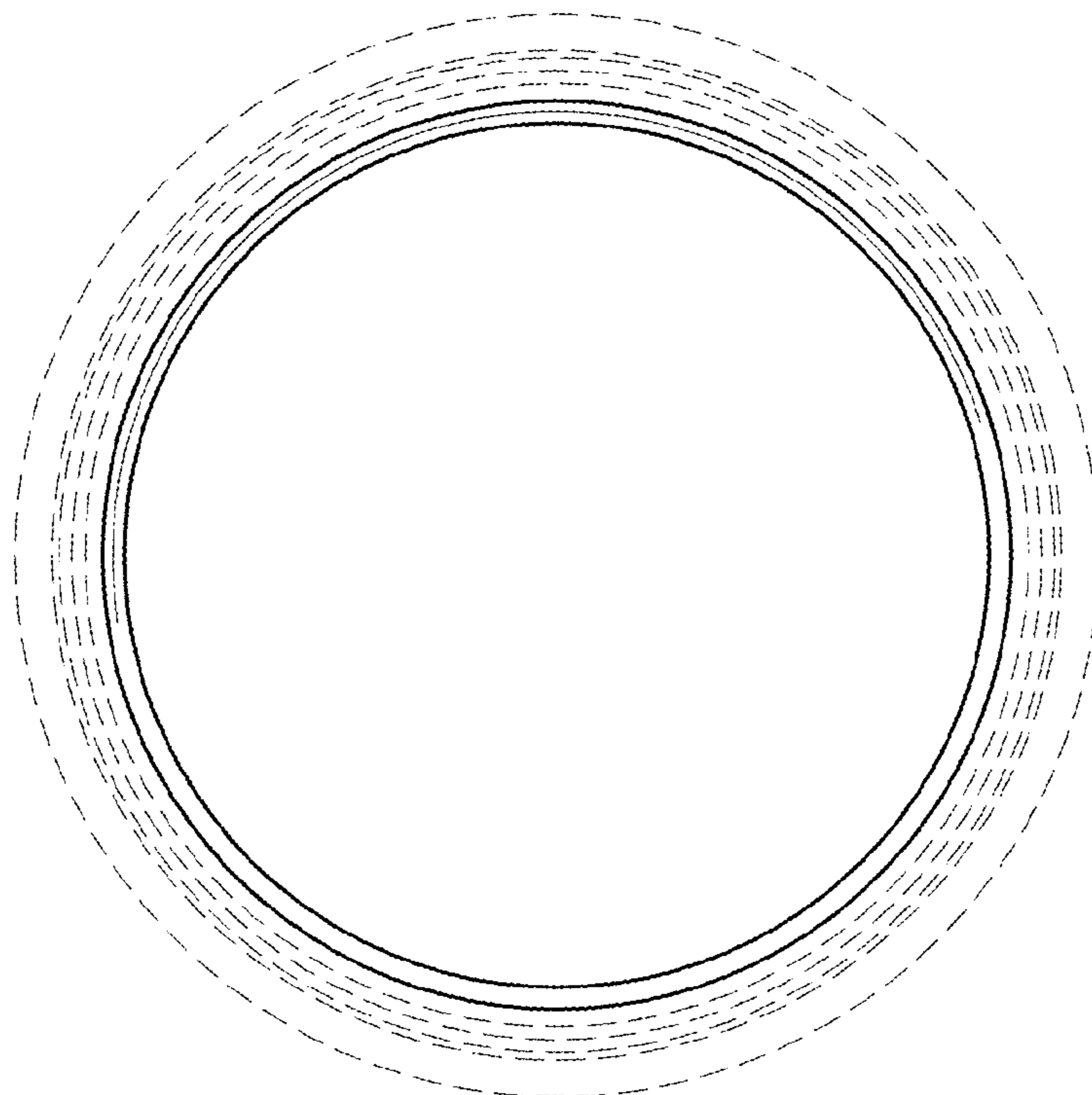


FIG. 3

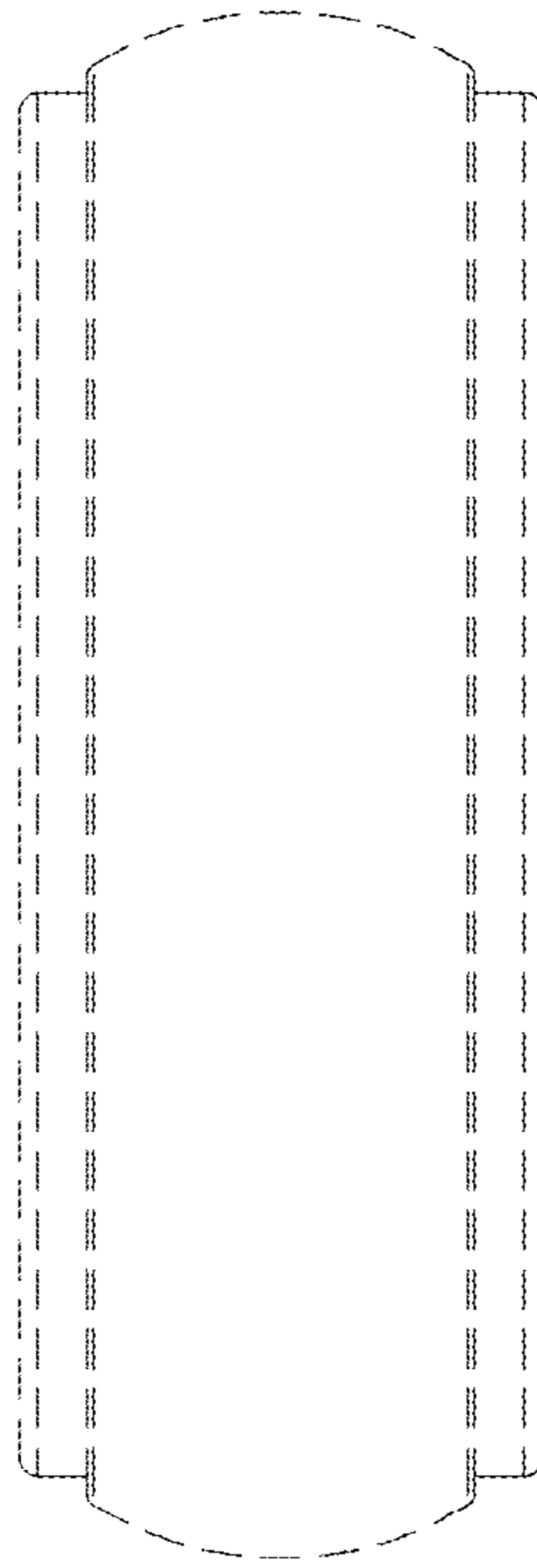


FIG. 4




FIG. 5




FIG. 6




FIG. 7