



US00D975573S

(12) **United States Design Patent** (10) **Patent No.:** **US D975,573 S**
Cao (45) **Date of Patent:** **** Jan. 17, 2023**

(54) **WATCH STRAP**

(71) Applicant: **Lingfei Cao**, Chenzhou (CN)

(72) Inventor: **Lingfei Cao**, Chenzhou (CN)

(**) Term: **15 Years**

(21) Appl. No.: **29/798,647**

(22) Filed: **Jul. 9, 2021**

(51) **LOC (14) Cl.** **11-01**

(52) **U.S. Cl.**
USPC **D11/3**

(58) **Field of Classification Search**

USPC D11/1-8, 11, 12, 13, 16, 79; D10/31, 32;
D14/344

CPC A44C 5/00; A44C 5/0007; A44C 5/0023;
A44C 5/0053; A44C 5/02; A44C 5/025;
A44C 5/027; A44C 5/20; A44C 5/2057;
A44C 5/2061; A44C 5/2071; A44C 5/24;
A44C 5/246; A44C 11/00; A44C 11/002;

(Continued)

(56) **References Cited**

U.S. PATENT DOCUMENTS

133,146 A * 11/1872 Edge A44C 11/002
63/3
155,941 A * 10/1874 Grant A44C 11/00
29/896.5

(Continued)

Primary Examiner — Llorelys Martinez

(57) **CLAIM**


The ornamental design for a watch strap, as shown and described.

DESCRIPTION

FIG. 1 is a front view of a first embodiment of a watch strap showing my new design;

FIG. 2 is a rear view thereof;
FIG. 3 is a right side view thereof;
FIG. 4 is a left side view thereof;
FIG. 5 is a bottom view thereof;
FIG. 6 is a top view thereof;
FIG. 7 is a perspective view thereof;
FIG. 8 is another perspective view thereof;
FIG. 9 is a front view of the watch strap where the watch strap is in a first configuration of use;
FIG. 10 is a rear view thereof;
FIG. 11 is a front view of the watch strap where the watch strap is in a second configuration of use;
FIG. 12 is a rear view thereof;
FIG. 13 is a front view of the watch strap where the watch strap is in a first detached state;
FIG. 14 is a rear view thereof;
FIG. 15 is a front view of the watch strap where the watch strap is in a second detached state;
FIG. 16 is a rear view thereof;
FIG. 17 is a front view of a second embodiment of the watch strap showing my new design;
FIG. 18 is a rear view thereof;
FIG. 19 is a right side view thereof;
FIG. 20 is a left side view thereof;
FIG. 21 is a bottom view thereof;
FIG. 22 is a top view thereof;
FIG. 23 is a perspective view thereof;
FIG. 24 is another perspective view thereof;
FIG. 25 is a front view of the watch strap where the watch strap is in a first configuration of use;
FIG. 26 is a rear view thereof;
FIG. 27 is a front view of the watch strap where the watch strap is in a second configuration of use;
FIG. 28 is a rear view thereof;
FIG. 29 is a front view of the watch strap where the watch strap is in a first detached state;
FIG. 30 is a rear view thereof;
FIG. 31 is a front view of the watch strap where the watch strap is in a second detached state; and,
FIG. 32 is is a rear view thereof.

1 Claim, 32 Drawing Sheets



(58) **Field of Classification Search**

CPC A44C 11/005; A44C 11/007; A44C 13/00;
A44C 15/003

See application file for complete search history.

(56) **References Cited**

U.S. PATENT DOCUMENTS

239,361 A * 3/1881 Bissinger A44C 5/0092
63/11
1,162,463 A * 11/1915 Doppenschmitt A44C 11/00
245/4
1,701,339 A * 2/1929 Roy A44C 5/145
24/265 R
D454,800 S * 3/2002 Terashima D10/32
D456,722 S * 5/2002 Chan D10/32
D593,877 S * 6/2009 Jorst D10/32
D739,780 S * 9/2015 Akana D11/3
D757,722 S * 5/2016 Akana D10/70
D764,340 S * 8/2016 Akana D11/3
D764,341 S * 8/2016 Akana D11/3
D793,271 S 8/2017 Cerrato
D802,467 S 11/2017 Novak
D813,076 S * 3/2018 Akana D11/5
D822,529 S * 7/2018 Akana D11/13
D857,542 S * 8/2019 Sun D11/3
D857,543 S * 8/2019 Sirichai D11/3
D873,695 S * 1/2020 Chen D11/3
D882,445 S * 4/2020 Liao D11/3
D896,677 S * 9/2020 Wang D11/3
D922,894 S * 6/2021 Akana D11/5
D940,583 S * 1/2022 Akana D11/5
D953,912 S * 6/2022 Cai D11/3
D954,585 S * 6/2022 Liu D11/3
D959,317 S * 8/2022 Cai D11/3
D959,318 S * 8/2022 Qin D11/3
2016/0282899 A1 * 9/2016 Inagaki A44C 5/2071

* cited by examiner

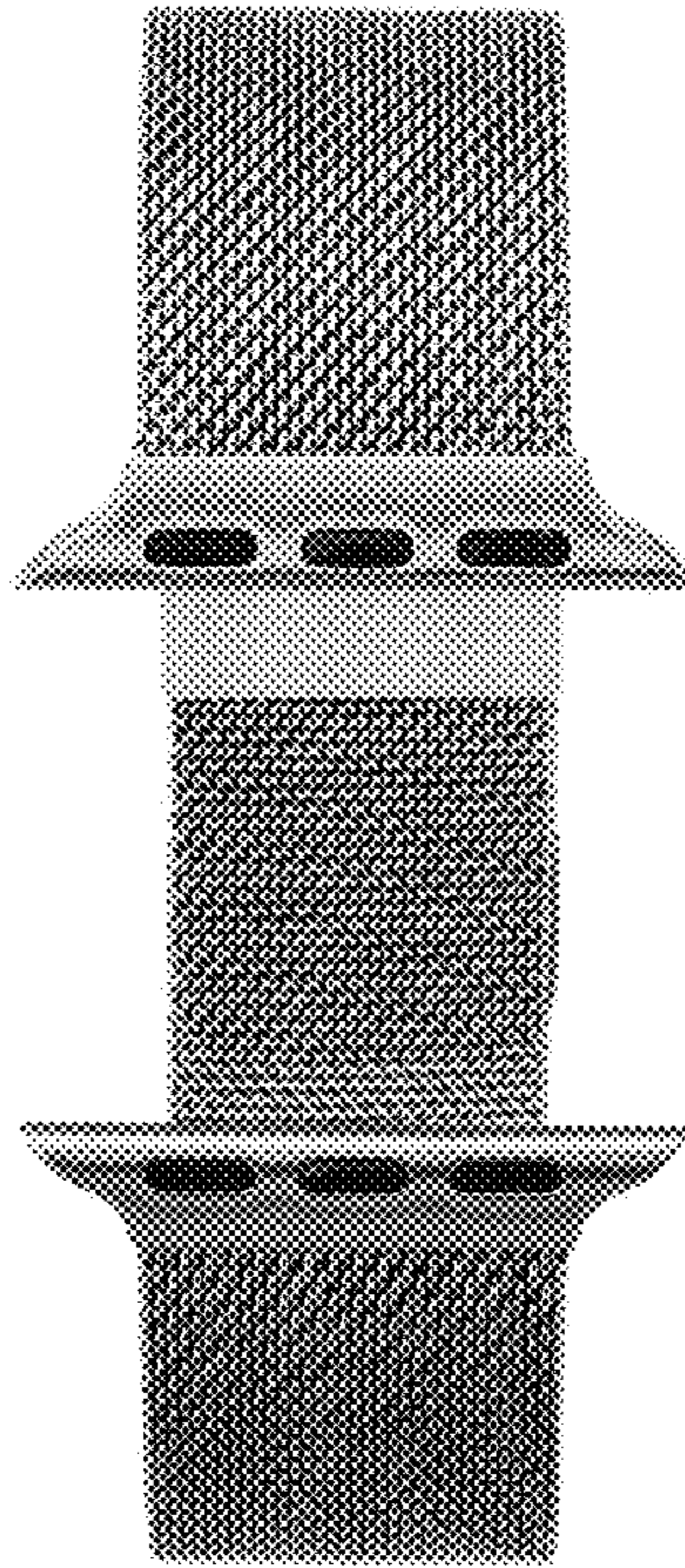


FIG. 1




FIG.2



FIG.3



FIG.4




FIG.5




FIG.6



FIG.7



FIG.8




FIG.9




FIG.10




FIG.11




FIG.12




FIG. 13




FIG.14




FIG. 15



FIG.16




FIG.17

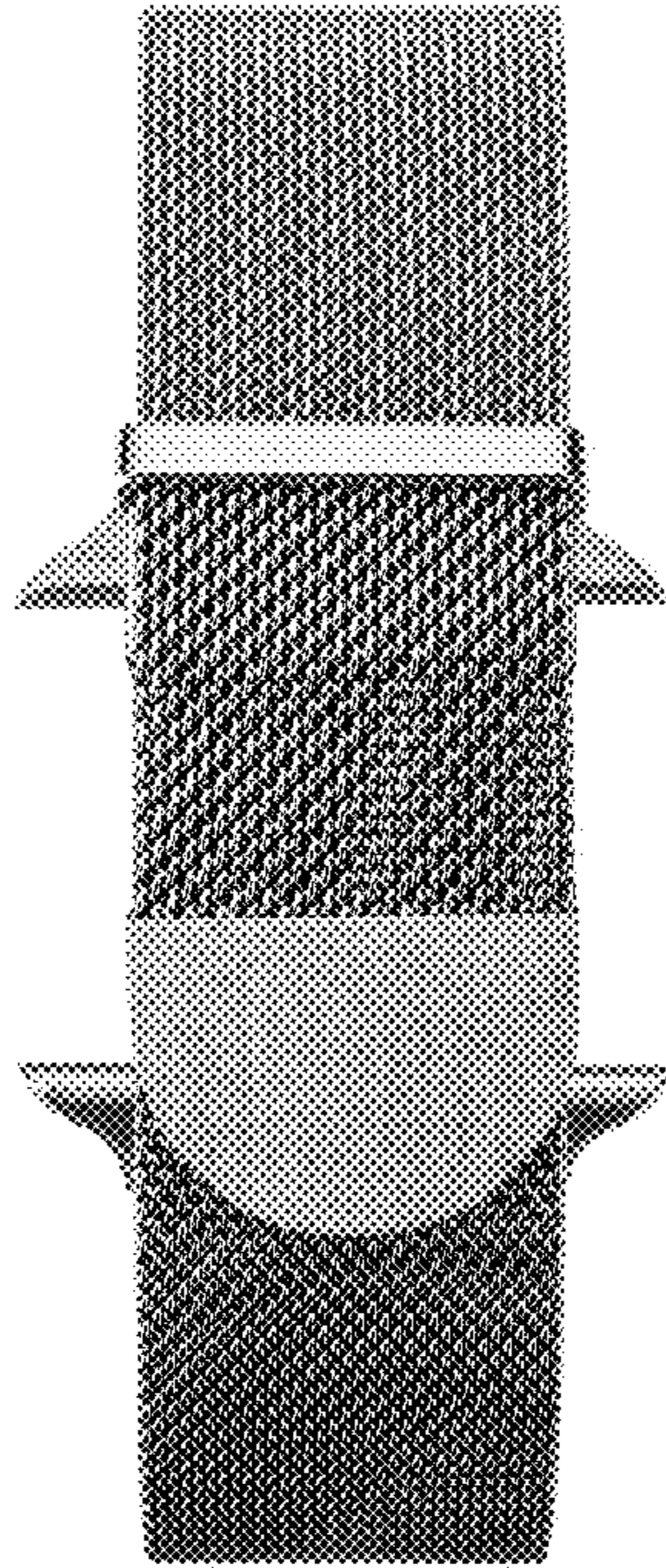


FIG.18



FIG.19



FIG.20



FIG.21




FIG.22



FIG.23



FIG.24




FIG.25




FIG.26




FIG.27




FIG.28




FIG.29



FIG.30




FIG.31




FIG.32