



US00D975564S

(12) **United States Design Patent**
Haag

(10) **Patent No.:** **US D975,564 S**
(45) **Date of Patent:** **** Jan. 17, 2023**

(54) **COMBINED DISPLAY AND OPERATING DEVICE**

(71) Applicant: **Robert Bosch GmbH**, Stuttgart (DE)

(72) Inventor: **Frieder Haag**, Wannweil (DE)

(73) Assignee: **Robert Bosch GmbH**, Stuttgart (DE)

(**) Term: **15 Years**

(21) Appl. No.: **29/724,423**

(22) Filed: **Feb. 14, 2020**

(30) **Foreign Application Priority Data**

Aug. 16, 2019 (EM) 006730875

(51) **LOC (14) Cl.** **10-04**

(52) **U.S. Cl.**
USPC **D10/98; D14/341**

(58) **Field of Classification Search**

USPC D14/138 AA, 138 AB, 138 AC, 138 AD,
D14/138 C, 138 G, 248, 315-318,
D14/341-347, 371, 374; D6/308, 310;
D10/50, 65, 98, 104.1; D18/6-7;
D19/26, 59-60; D21/324, 329-330, 332;
D12/114, 223

CPC ... H04M 1/0202; H04M 1/0266; H04M 1/725
See application file for complete search history.

(56) **References Cited**

U.S. PATENT DOCUMENTS

D630,629 S * 1/2011 Seifert D14/341
D645,371 S * 9/2011 Ueda D10/98
D670,287 S * 11/2012 Shimizu D14/341
D708,977 S * 7/2014 Corso D10/104.1
D769,241 S * 10/2016 Mazz D14/341
D825,496 S * 8/2018 Yagisawa D14/218

(Continued)

FOREIGN PATENT DOCUMENTS

CN 305046091 * 2/2019
TW 196571-0001 * 3/2019
TW 196954-0001 * 4/2019

OTHER PUBLICATIONS

Bosch Nyon Retrofit Kit 2020, date not available, [retrieved Mar. 8, 2022], Retrieved from Internet, URL: <https://www.cycle-street.co.uk/m7b0s401p5124/Bosch-Nyon-Retrofit-Kit-2020> (Year: 2022).*

(Continued)

Primary Examiner — Messina L Smith

Assistant Examiner — Aram Kwon

(74) *Attorney, Agent, or Firm* — Maginot, Moore & Beck LLP

(57) **CLAIM**

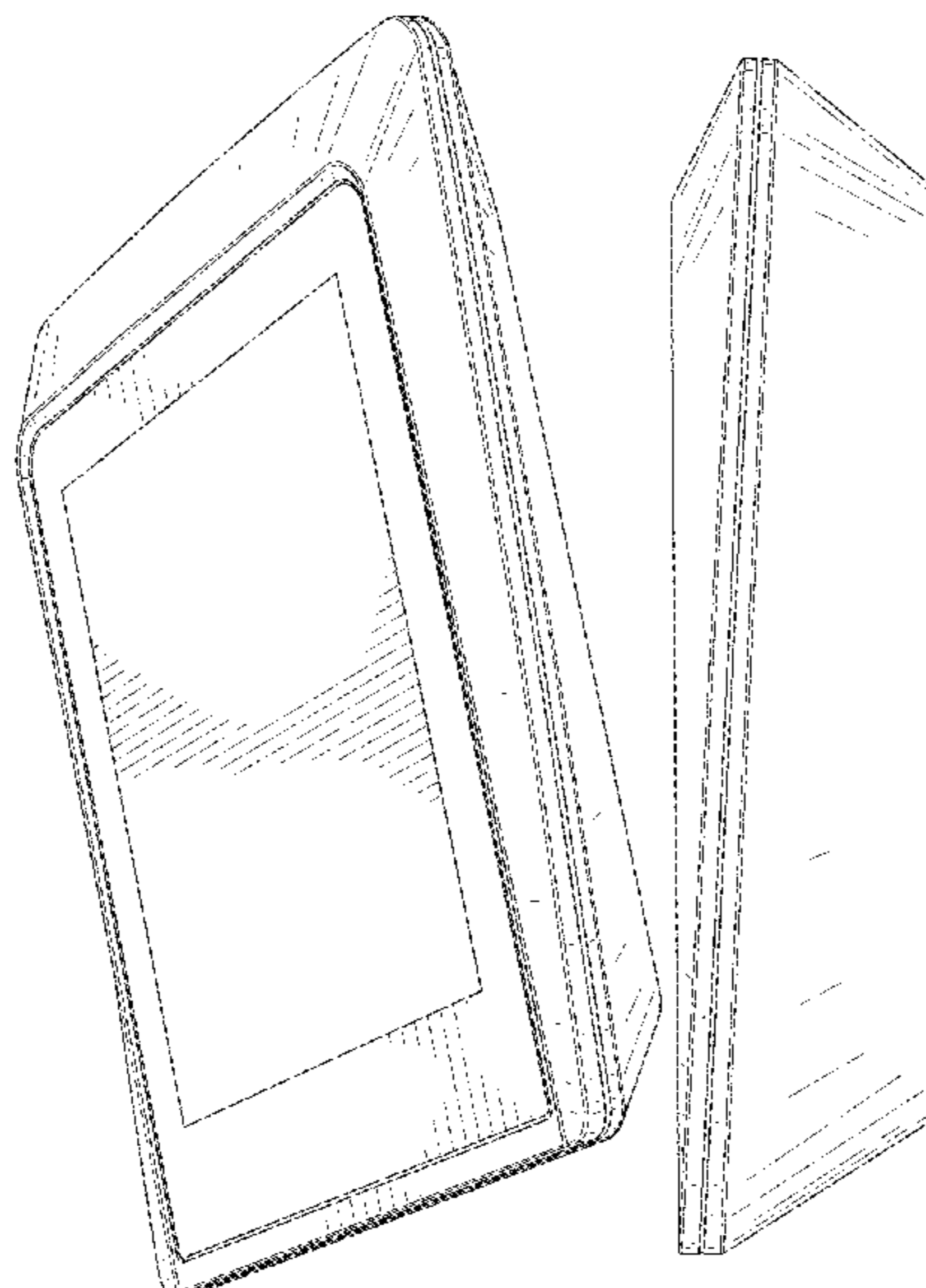
The ornamental design for a combined display and operating device, as shown and described.

DESCRIPTION

FIG. 1 is a perspective view of a combined display and operating device showing my new design; FIG. 2 is a right side elevational view of the combined display and operating device of FIG. 1; FIG. 3 is a left side elevational view of the combined display and operating device of FIG. 1; FIG. 4 is a top plan view of the combined display and operating device of FIG. 1; FIG. 5 is a bottom plan view of the combined display and operating device of FIG. 1; FIG. 6 is a front side elevational view of the combined display and operating device of FIG. 1; and, FIG. 7 is a rear side elevational view of the combined display and operating device of FIG. 1.

The broken lines shown in the drawings depict portions of the combined display and operating device that form no part of the claimed design.

1 Claim, 7 Drawing Sheets



(56)

References Cited

U.S. PATENT DOCUMENTS

D850,962 S * 6/2019 Mendez D10/98
D877,636 S * 3/2020 Haag D10/98
D922,891 S * 6/2021 Mendez D10/98
2009/0247248 A1 * 10/2009 Ito H04M 1/0237
455/575.4

OTHER PUBLICATIONS

Bosch Nyon Retrofit Kit incl. Holder, date first available: Oct. 12, 2020, [retrieved Mar. 8, 2022], Retrieved from Internet, URL: <<https://www.amazon.de/-/en/Bosch-Nyon-Retrofit-incl-Holder/dp/B08L3VHG87>> (Year: 2020).*

New Bosch system: smaller display, bigger battery, user tweakable, Aug. 31, 2021, [retrieved Mar. 8, 2022], Retrieved from Internet, URL: <<https://www.mbr.co.uk/news/bosch-smart-system-2022-410403>> (Year: 2021).*

Bosch new on-board computer Nyon, Aug. 7, 2020, [retrieved Mar. 8, 2022], Retrieved from Internet, URL: <<https://www.youtube.com/watch?v=WCnSxYtSIOg>> (Year: 2020).*

* cited by examiner

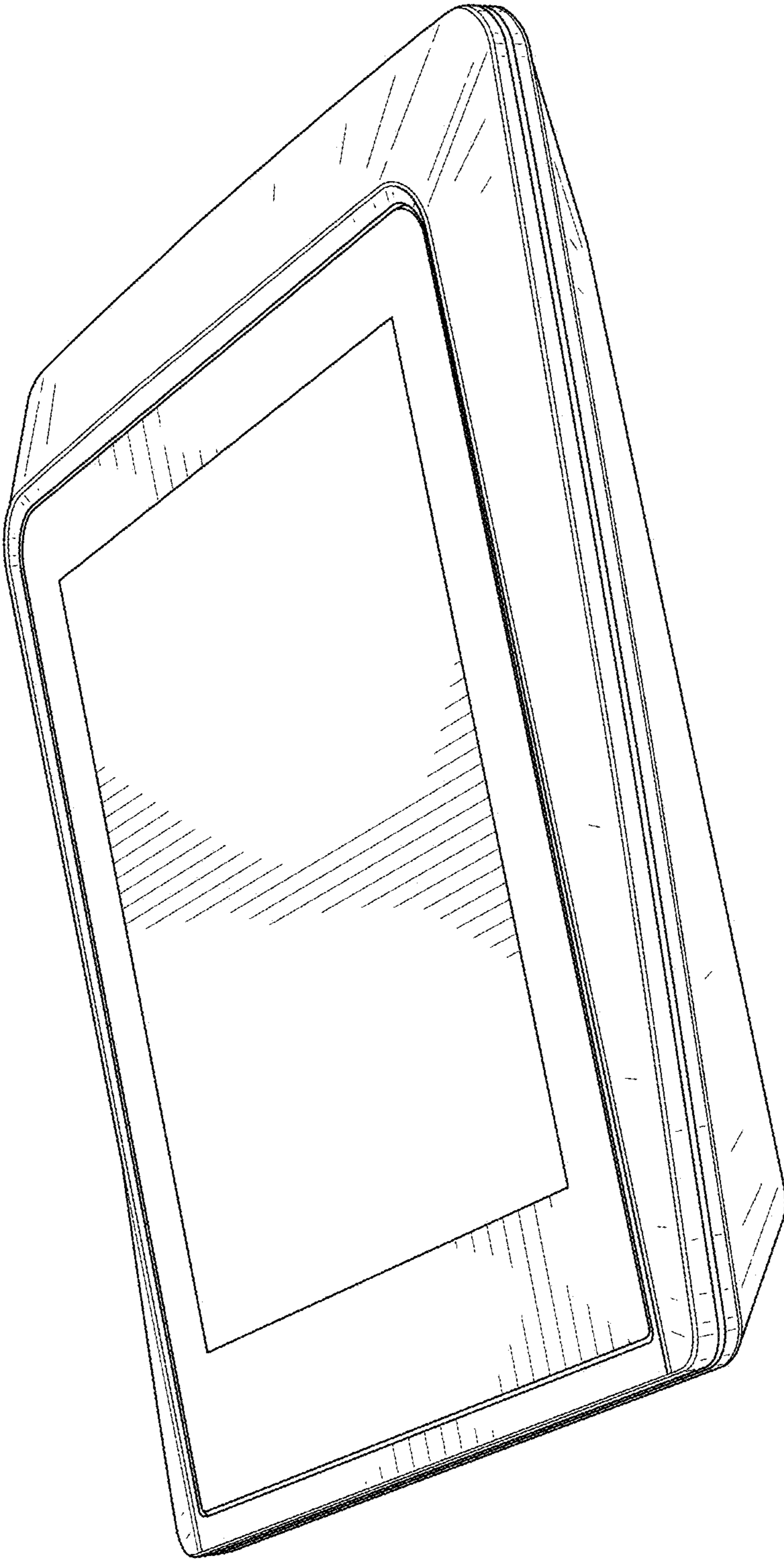


FIG. 1

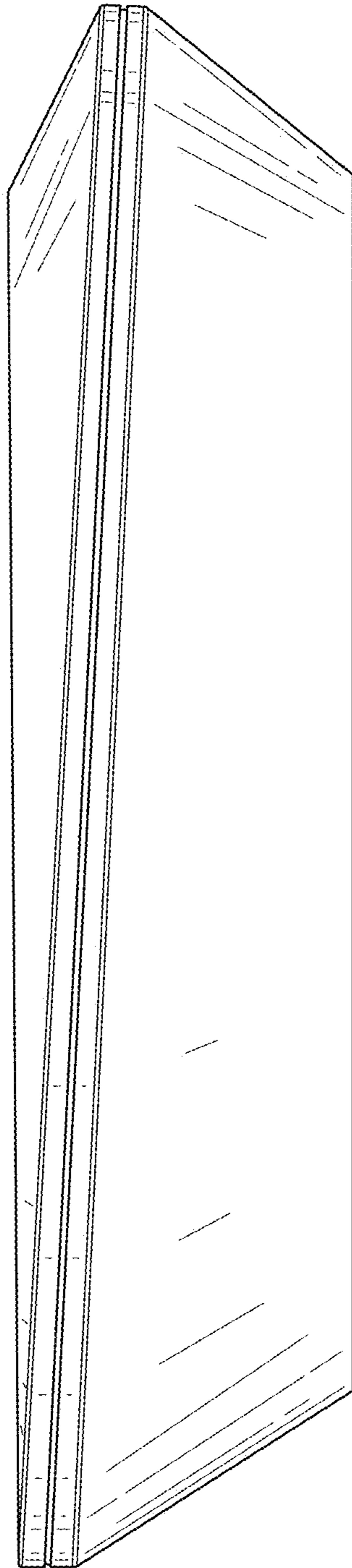


FIG. 2

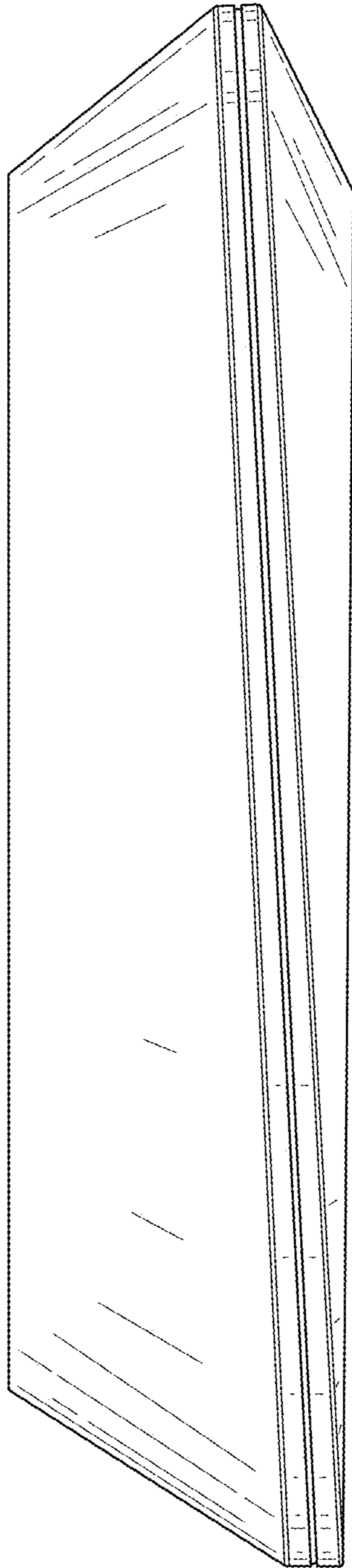


FIG. 3

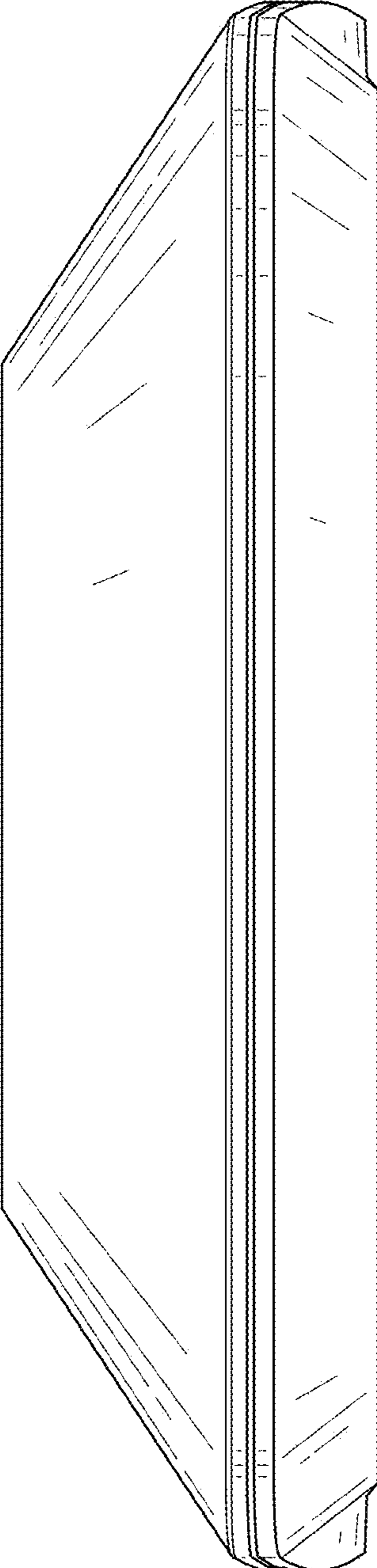


FIG. 4




FIG. 5




FIG. 6




FIG. 7