



US00D975551S

(12) **United States Design Patent**  
**Griffin**

(10) **Patent No.:** **US D975,551 S**

(45) **Date of Patent:** **\*\* Jan. 17, 2023**

(54) **SEARCH COIL FOR A DETECTOR**

(71) Applicant: **First Texas Products, LLC**, El Paso, TX (US)

(72) Inventor: **John C. Griffin**, Las Cruces, NM (US)

(73) Assignee: **FIRST TEXAS PRODUCTS, LLC**, El Paso, TX (US)

(\*\*) Term: **15 Years**

(21) Appl. No.: **29/779,385**

(22) Filed: **Apr. 19, 2021**

(51) **LOC (14) Cl.** ..... **10-04**

(52) **U.S. Cl.**  
USPC ..... **D10/47**

(58) **Field of Classification Search**  
USPC ..... D10/47

CPC ... G01V 3/00; G01V 3/02; G01V 3/04; G01V 3/06; G01V 3/08; G01V 3/081; G01V 3/082; G01V 3/083; G01V 2003/084; G01V 2003/085; G01V 2003/086; G01V 3/087; G01V 3/088; G01V 3/10; G01V 3/101; G01V 3/102; G01V 3/104; G01V 3/105; G01V 3/107; G01V 3/108; G01V 3/12; G01V 3/14; G01V 3/15; G01V 3/16; G01V 3/165; G01V 3/17; G01V 3/175; G01V 3/18; G01V 3/20; G01V 3/22; G01V 3/24; G01V 3/26; G01V 3/265; G01V 3/28; G01V 3/30; G01V 3/32; G01V 3/34; G01V 3/36; G01V 3/38; G01V 3/40

See application file for complete search history.

(56) **References Cited**

**U.S. PATENT DOCUMENTS**

D531,919 S \* 11/2006 Ebinger ..... D10/47  
D899,276 S \* 10/2020 Zhang ..... D10/47

D907,513 S \* 1/2021 Qin ..... D10/47  
D929,244 S \* 8/2021 Deng ..... D10/47  
D942,279 S \* 2/2022 Zhang ..... D10/47  
D945,282 S \* 3/2022 Tran ..... H04W 8/005  
D10/47

2020/0213934 A1\* 7/2020 Demeilliez ..... H04W 8/005

\* cited by examiner

*Primary Examiner* — Antoine Duval Davis

(74) *Attorney, Agent, or Firm* — WHDA, LLP

(57) **CLAIM**

What is claimed is the ornamental design for a search coil for a detector, as shown and described.

**DESCRIPTION**

The patent or application file contains at least one drawing executed in color. Copies of this patent or patent application publication with color drawing(s) will be provided by the Office upon request and payment of the necessary fee.

FIG. 1 is a perspective view of a search coil for a detector;

FIG. 2 is a top view of the search coil for a detector;

FIG. 3 is a left side view of the search coil for a detector with portions shown in broken lines not being part of the claimed design;

FIG. 4 is a right side view of the search coil for a detector with portions shown in broken lines not being part of the claimed design;

FIG. 5 is a front view of the search coil for a detector with portions shown in broken lines not being part of the claimed design; and,

FIG. 6 is a rear view of the search coil for a detector with portions shown in broken lines not being part of the claimed design.

**1 Claim, 4 Drawing Sheets**  
**(4 of 4 Drawing Sheet(s) Filed in Color)**

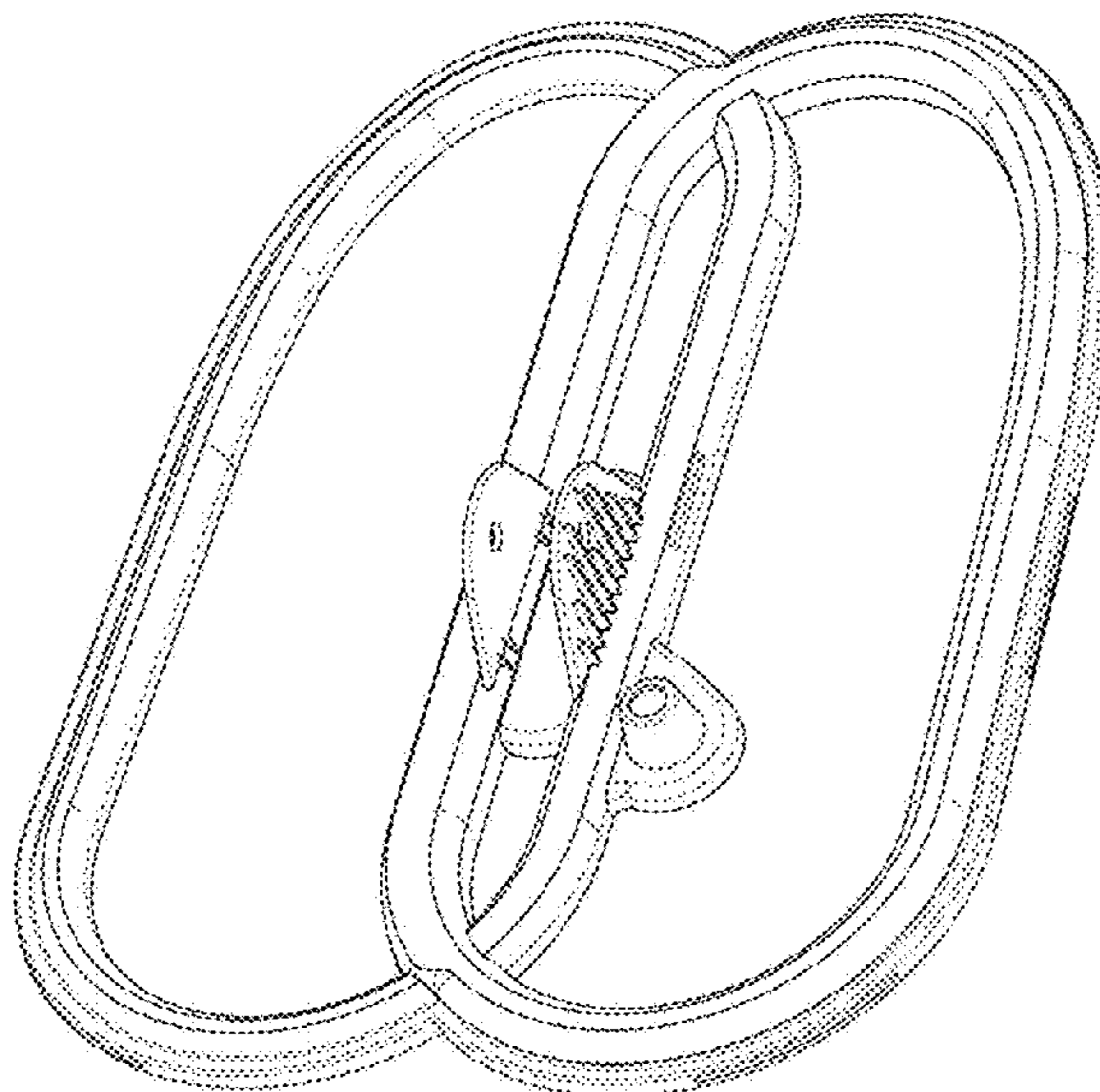


FIG. 1

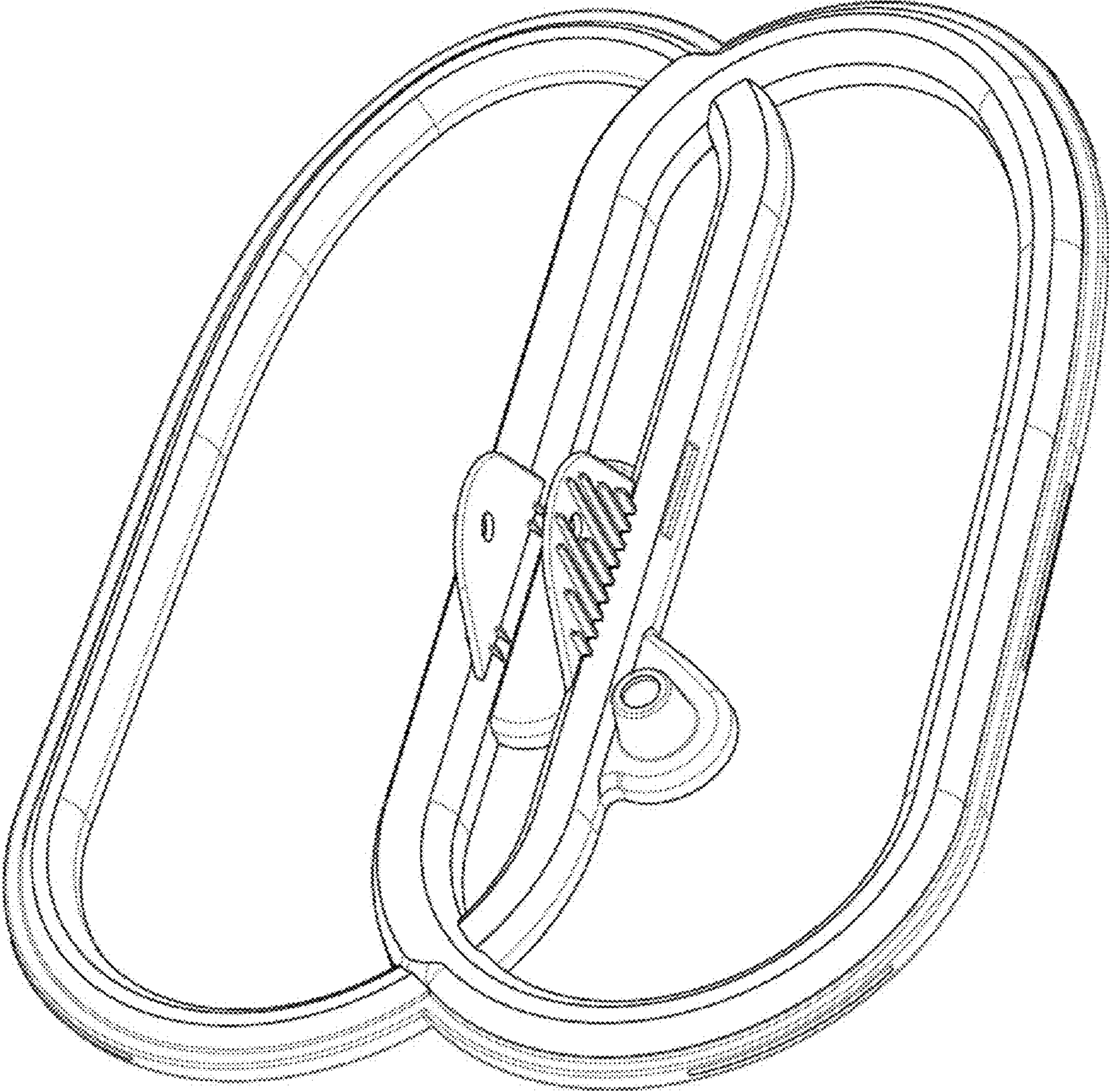
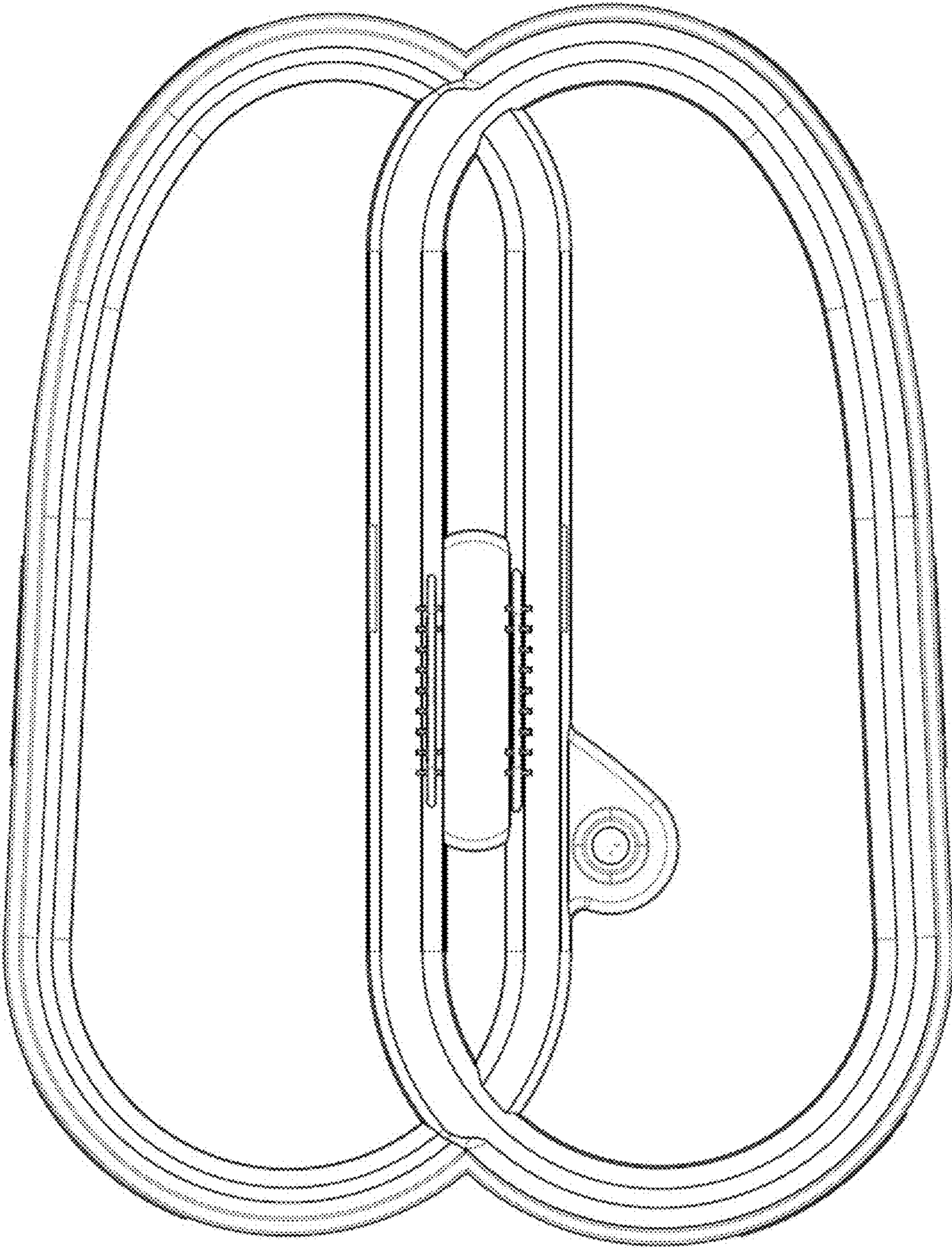
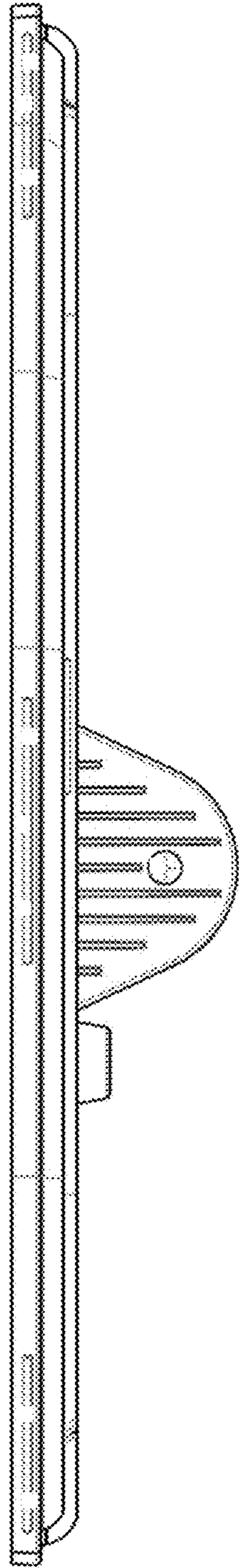




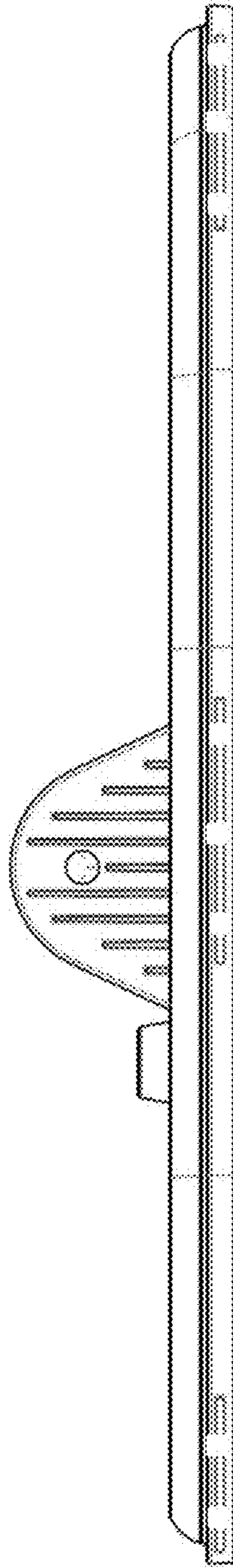
FIG. 2



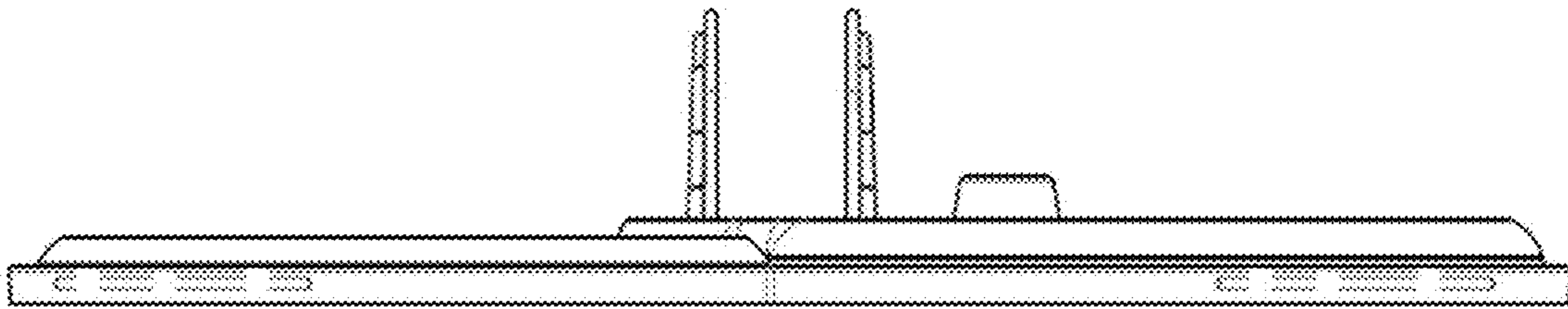
**FIG. 3**



**FIG. 4**



**FIG. 5**



**FIG. 6**

