



US00D975547S

(12) **United States Design Patent**  
**Cho**

(10) **Patent No.:** **US D975,547 S**

(45) **Date of Patent:** **\*\* Jan. 17, 2023**

(54) **DISPENSER BOTTLE**

(71) Applicant: **WHEALTHFIELDS (HONG KONG) LIMITED**, Hong Kong (HK)

(72) Inventor: **Ping Joyce Cho**, Hong Kong (HK)

(73) Assignee: **WHEALTHFIELDS (HONG KONG) LIMITED**, Hong Kong (HK)

(\*\*) Term: **15 Years**

(21) Appl. No.: **29/731,146**

(22) Filed: **Apr. 13, 2020**

(51) **LOC (14) Cl.** ..... **09-01**

(52) **U.S. Cl.**  
USPC ..... **D9/574**

(58) **Field of Classification Search**  
USPC ..... D9/516, 519, 544–546, 549, 554, 559,  
D9/560, 563, 564, 572, 574, 632;  
D28/91.1  
CPC ..... B65D 1/02; B65D 1/0223; B65D 1/023;  
B65D 1/0261; B65D 2501/0009; B65D  
2501/0081; B65D 2501/009  
See application file for complete search history.

(56) **References Cited**

**U.S. PATENT DOCUMENTS**

D280,386 S \* 9/1985 Dinand ..... D9/574  
D335,259 S \* 5/1993 Waine ..... D9/683

D383,982 S \* 9/1997 Tippitt ..... D9/571  
D388,331 S \* 12/1997 Haner ..... D9/571  
D419,454 S \* 1/2000 Kokenge ..... D9/571  
D472,472 S \* 4/2003 Meeker ..... D9/563  
D555,498 S \* 11/2007 Bansal ..... D9/558  
D750,967 S \* 3/2016 Basset ..... D9/439  
D804,316 S \* 12/2017 Hainaut ..... D9/567

\* cited by examiner

*Primary Examiner* — Janice Patyk

(57) **CLAIM**

The ornamental design for a dispenser bottle, as shown and described.

**DESCRIPTION**

FIG. 1 is a front elevational view of a dispenser bottle, showing my new design;  
FIG. 2 is a rear elevational view thereof;  
FIG. 3 is a left side elevational view thereof;  
FIG. 4 is a right side elevational view thereof;  
FIG. 5 is a top plan view thereof;  
FIG. 6 is a bottom plan view thereof;  
FIG. 7 is a front, top, right side perspective view thereof;  
and,  
FIG. 8 is a rear, bottom, left side perspective view thereof.

**1 Claim, 8 Drawing Sheets**






Fig. 1





Fig. 2




Fig. 3






Fig. 4




Fig. 5




Fig. 6






Fig. 7






Fig. 8