



US00D975525S

(12) **United States Design Patent**
Lu

(10) **Patent No.:** **US D975,525 S**
(45) **Date of Patent:** **** Jan. 17, 2023**

(54) **CURTAIN ROD**

(71) Applicant: **Hangzhou Zero Zero Two Intellectual Property Co., Ltd., Hangzhou (CN)**

(72) Inventor: **Nanjun Lu, Hangzhou (CN)**

(73) Assignee: **Hangzhou Zero Zero Two Intellectual Property Co., Ltd., Hangzhou (CN)**

(**) Term: **15 Years**

(21) Appl. No.: **29/852,187**

(22) Filed: **Sep. 4, 2022**

(30) **Foreign Application Priority Data**

Aug. 2, 2022 (EM) 009108103-0001

(51) **LOC (14) Cl.** **08-03**

(52) **U.S. Cl.**
USPC **D8/376**

(58) **Field of Classification Search**
USPC D8/354, 16-17, 19, 37, 47, 71, 89, 101,
D8/363, 373, 376-377, 390-391, 404,
D8/512, 524, 528, 534, 67; D6/512, 524,
D6/528, 534, 67; D25/119, 122, 123;
D12/190, 195, 678, 679, 701, 808, 803
See application file for complete search history.

(56) **References Cited**

U.S. PATENT DOCUMENTS

D186,363 S * 10/1959 Armento D25/132
3,038,688 A * 6/1962 Thorburn A47G 33/12
248/524

D203,392 S * 1/1966 Dahlhaus et al. D8/376
D206,003 S * 10/1966 Graber et al. D8/376
D273,544 S * 4/1984 Sheftel D6/323
D276,498 S * 11/1984 Hand D6/580
D303,742 S * 10/1989 Reid D6/709.21
D303,887 S * 10/1989 Reid D6/709.21
D314,681 S * 2/1991 Reid D6/709.21
D327,421 S * 6/1992 Pagan 248/188.9
D379,297 S * 5/1997 Shires D8/376
D506,920 S * 7/2005 Taylor
D520,348 S * 5/2006 Poulet D8/376
D522,847 S * 6/2006 Suero, Jr. D8/376
D525,115 S * 7/2006 Harwanko D8/376
D549,085 S * 8/2007 Mevissen D8/376
D793,734 S * 8/2017 Liang D8/376
D867,864 S * 11/2019 Haruta D8/376
D953,852 S * 6/2022 Sun D8/376

* cited by examiner

Primary Examiner — Khawaja Anwar

(74) *Attorney, Agent, or Firm* — Nitin Kaushik

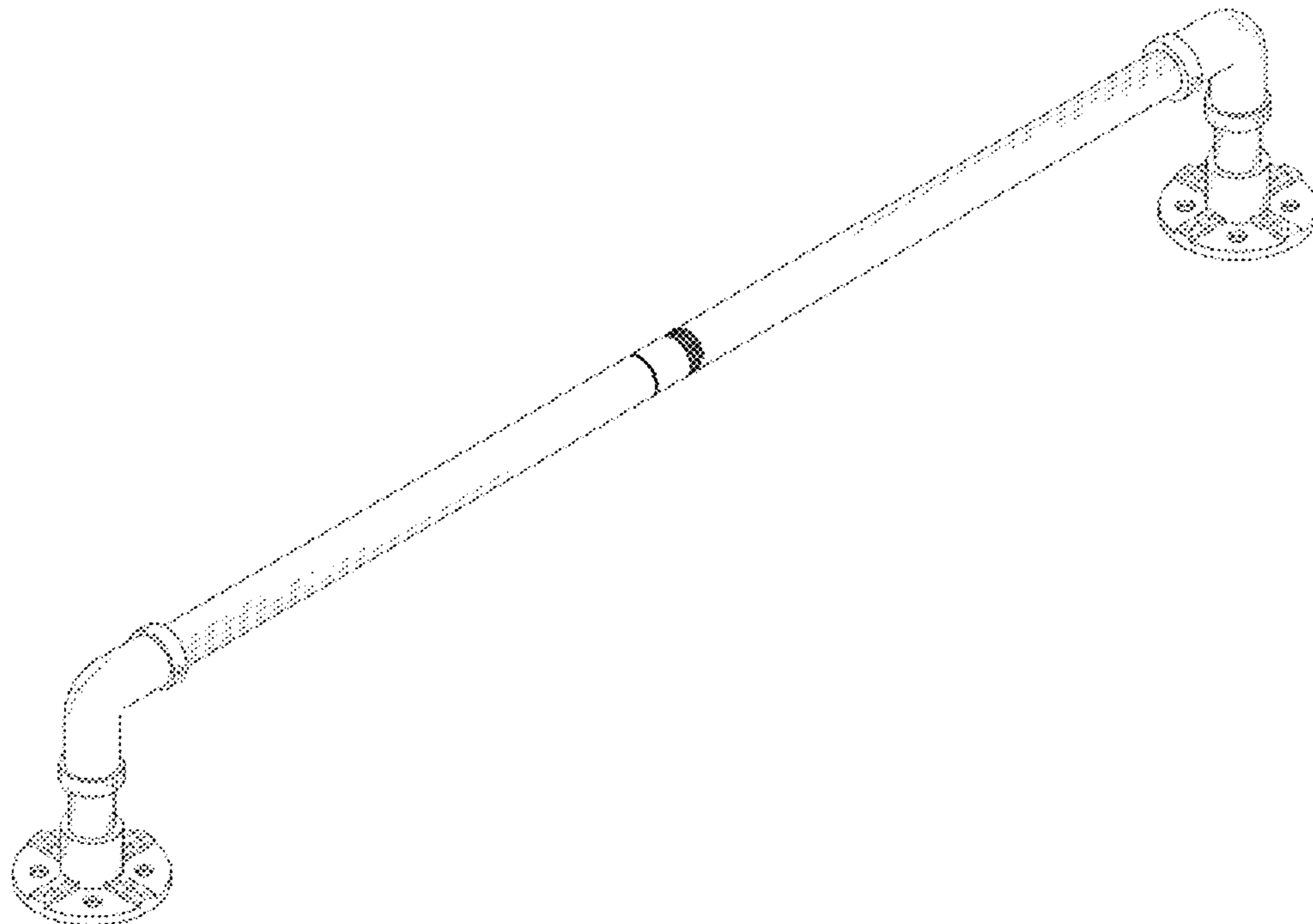
(57) **CLAIM**

The ornamental design for a curtain rod, as shown and described.

DESCRIPTION

FIG. 1 is a top perspective view of a curtain rod, showing my new design;
FIG. 2 is a bottom perspective view thereof;
FIG. 3 is a front view thereof;
FIG. 4 is a rear view thereof;
FIG. 5 is a left side view thereof;
FIG. 6 is a right side view thereof;
FIG. 7 is a top view thereof; and,
FIG. 8 is a bottom view thereof.

1 Claim, 8 Drawing Sheets






FIG. 1




FIG. 2

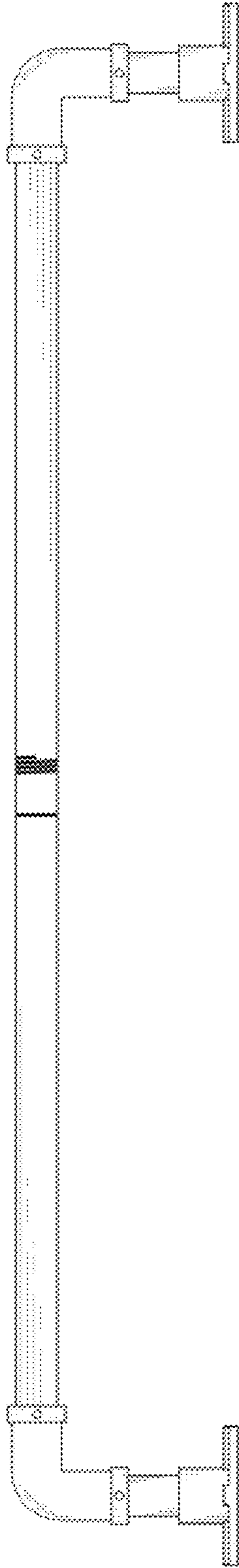


FIG. 3

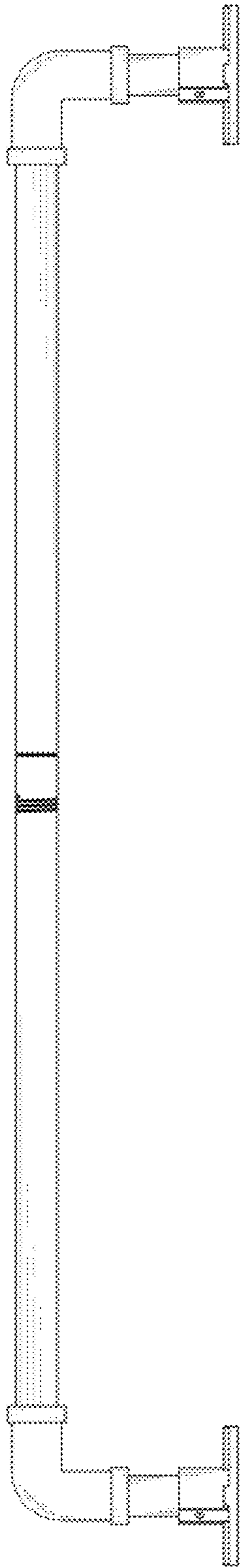


FIG. 4

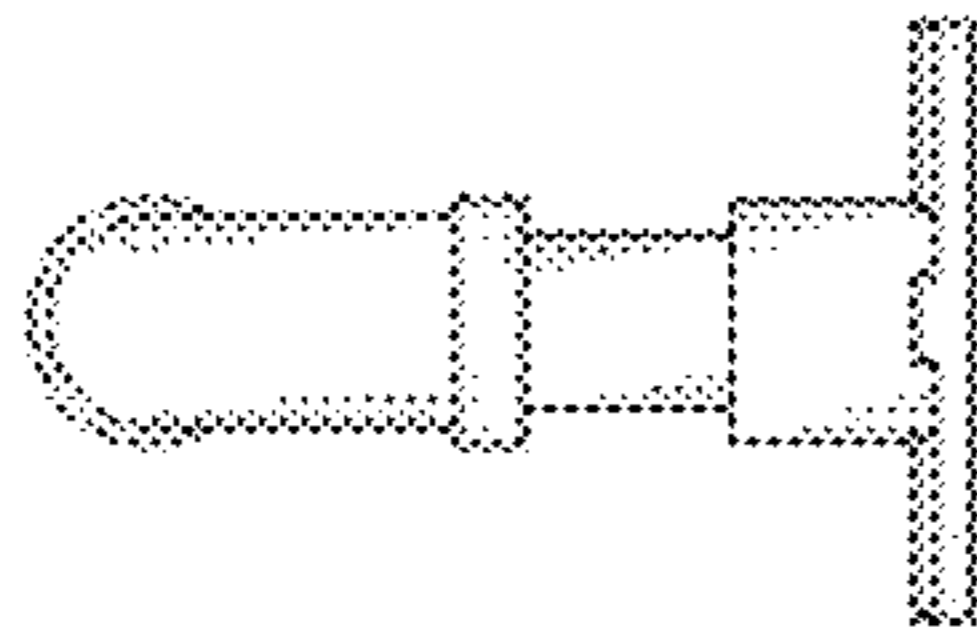


FIG. 5

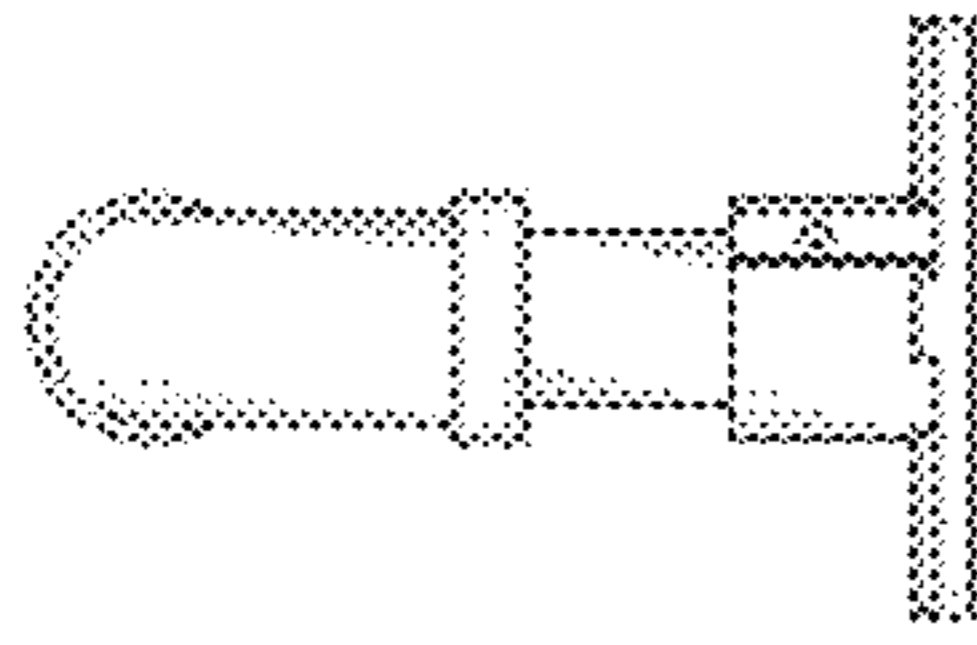


FIG. 6

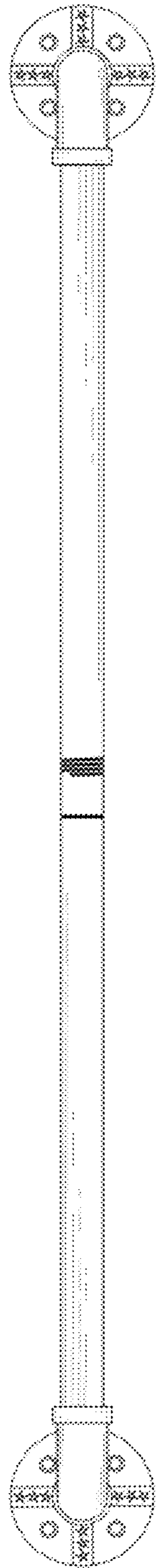


FIG. 7

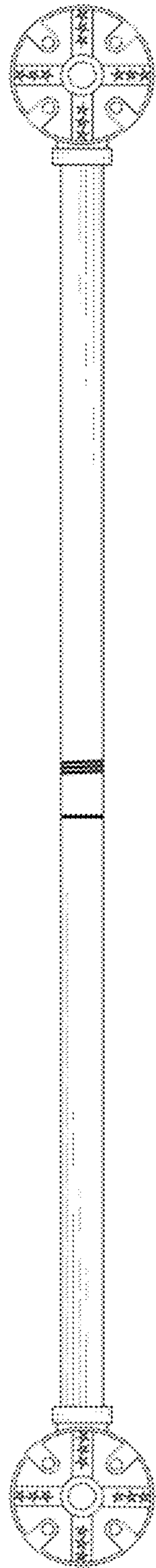


FIG. 8