



US00D975486S

(12) **United States Design Patent**
Yang et al.

(10) **Patent No.:** **US D975,486 S**
(45) **Date of Patent:** **** Jan. 17, 2023**

(54) **WINE DISPENSER**

(71) Applicant: **LG ELECTRONICS INC.**, Seoul (KR)

(72) Inventors: **Heesu Yang**, Seoul (KR); **Seokkyu Kang**, Seoul (KR); **Suyoung Lee**, Seoul (KR); **Kyoungju Ryu**, Seoul (KR); **Jayoen Kim**, Seoul (KR); **Hwayun Choi**, Seoul (KR)

(73) Assignee: **LG Electronics Inc.**, Seoul (KR)

(**) Term: **15 Years**

(21) Appl. No.: **29/739,200**

(22) Filed: **Jun. 23, 2020**

(30) **Foreign Application Priority Data**

Jan. 8, 2020 (KR) 30-2020-0000977

(51) **LOC (14) Cl.** **07-01**

(52) **U.S. Cl.**
USPC **D7/313; D7/306; D7/307; D7/315**

(58) **Field of Classification Search**
USPC **D7/306-308, 311, 313, 315, 397-399; D15/82**

CPC **B67B 7/26; B67D 1/0004; B67D 1/0431; B67D 1/0804; B67D 1/0857; B67D 1/0892; B67D 1/1279; B67D 2001/0097; B67D 2210/00031; B67D 3/0009; B67D 3/0038; F25D 2331/803; F25D 2331/806**
See application file for complete search history.

(56) **References Cited**

U.S. PATENT DOCUMENTS

3,664,643 A * 5/1972 La Neve B67D 3/0012
62/392
D402,498 S * 12/1998 Howard B67D 3/0054
D23/209

D557,057 S * 12/2007 Einav D7/307
D636,214 S * 4/2011 Parker D7/311
D669,727 S * 10/2012 Pagano D7/307
(Continued)

FOREIGN PATENT DOCUMENTS

JP D1714974 * 5/2022
KR 300751548.0001 * 7/2014
(Continued)

OTHER PUBLICATIONS

Vinotemp VT-WINEDISP4 4 Bottle Wine Dispenser, Oct. 2, 2003, Amazon.com, www.amazon.com/Vinotemp-VT-WINEDISP4-Bottle-Dispenser-Black/dp/B003O7CF5O (Year: 2003).*
(Continued)

Primary Examiner — Joseph Kukella
Assistant Examiner — Arva P Adams
(74) *Attorney, Agent, or Firm* — Birch, Stewart, Kolasch & Birch, LLP

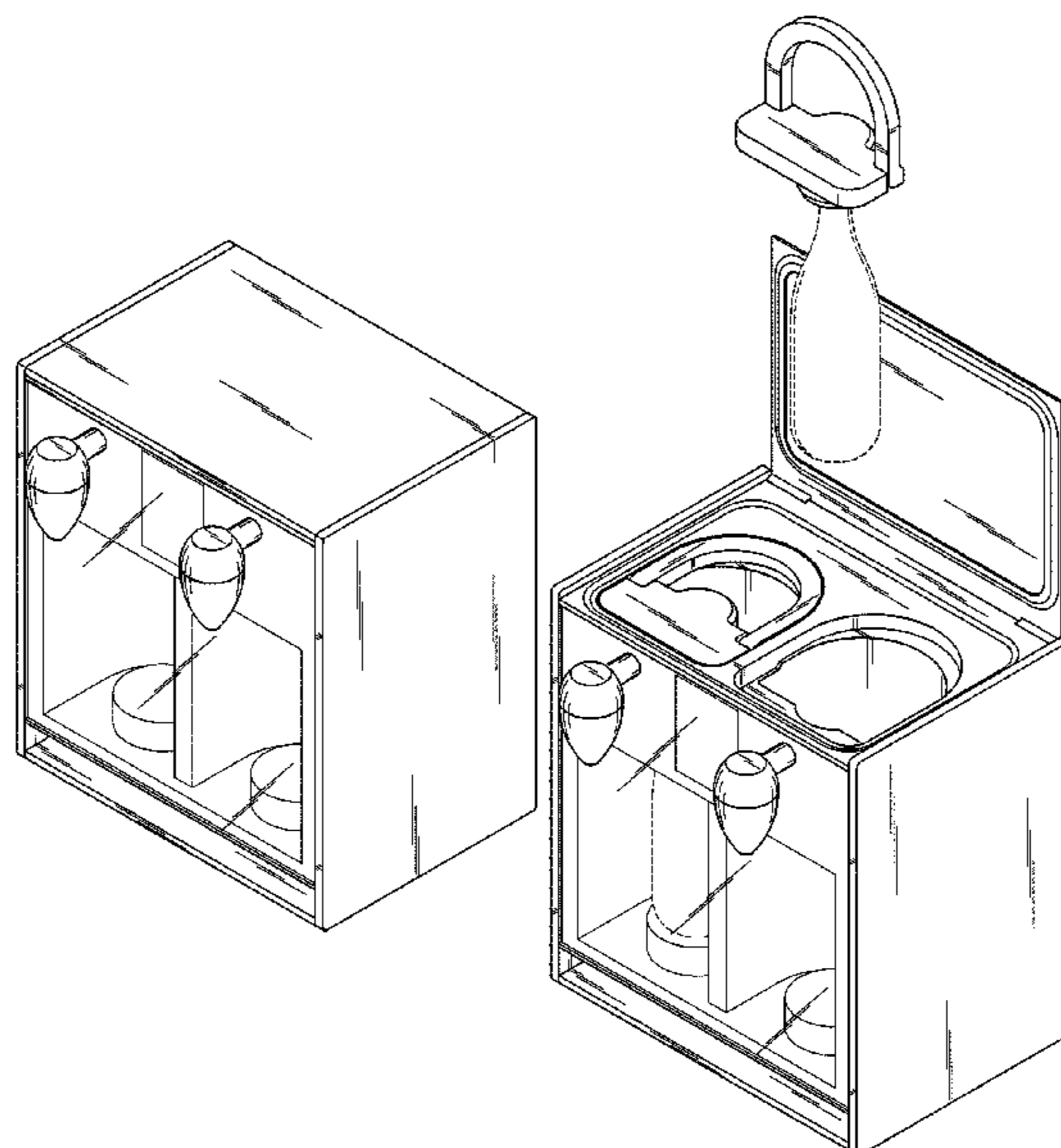
(57) **CLAIM**

We claim the ornamental design for a wine dispenser, as shown and described.

DESCRIPTION

FIG. 1 is a perspective view of a wine dispenser showing the new design;
FIG. 2 is a front elevation view thereof;
FIG. 3 is a rear elevation view thereof;
FIG. 4 is a left-side elevation view thereof;
FIG. 5 is a right-side elevation view thereof;
FIG. 6 is a top plan view thereof;
FIG. 7 is a bottom plan view thereof; and,
FIG. 8 is a perspective view showing a state of use thereof. The parts shown by means of broken lines in the drawing figures are not part of the claimed design.

1 Claim, 8 Drawing Sheets



(56)

References Cited

U.S. PATENT DOCUMENTS

D677,101 S * 3/2013 Mullins D7/313
D686,863 S * 7/2013 Chen B67D 1/0043
D732,872 S * 6/2015 Kalik D7/307
D745,576 S * 12/2015 Sherman D15/80
D769,664 S * 10/2016 Waldthausen D7/311
D801,744 S * 11/2017 Gold D7/311
D827,353 S * 9/2018 Hare D7/313
2007/0245765 A1 * 10/2007 Casher B67D 3/0054
62/389

FOREIGN PATENT DOCUMENTS

KR 301076539.0000 * 3/2022
WO WO-D209057-001 * 1/2022

OTHER PUBLICATIONS

Wineemotion USA, Facebook post, Sep. 27, 2012, www.facebook.com/WineEmotionUSA/photos/pb.100063872310203.-2207520000./413460238701938/?type=3 (Year: 2012).*

“KRUPS,” Dec. 27, 2013, Kitchen & Bath Business, www.kbbonline.com/products/kitchen-appliances/krups-2/ (Year: 2013).*

WineKeeper, “Not sure which WineKeeper configuration is right for you?” Nov. 21, 2019, Twitter, <https://mobile.twitter.com/TheWineKeeper/status/1197521203520573443> (Year: 2019).*

* cited by examiner

FIG. 1

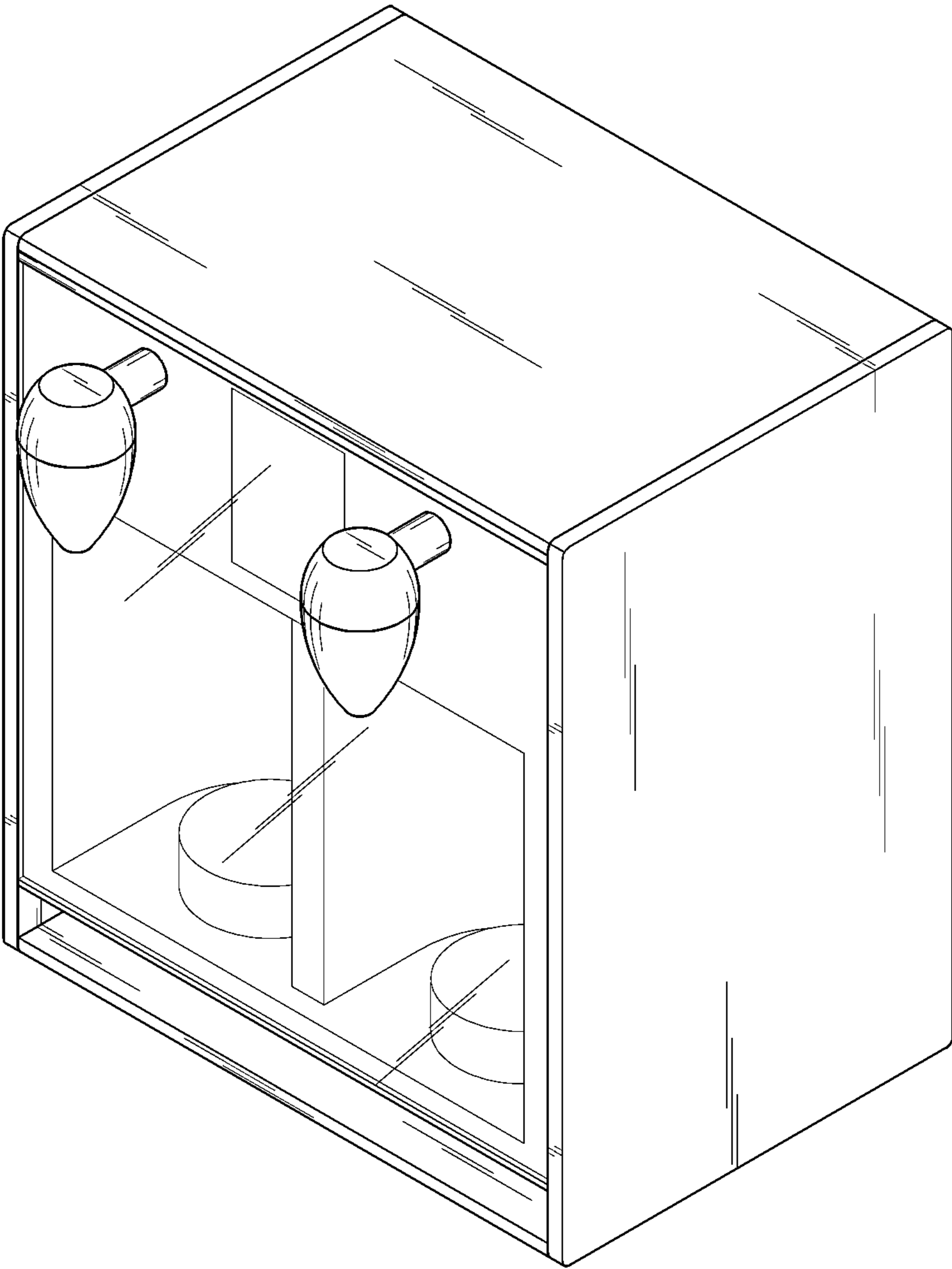


FIG. 2

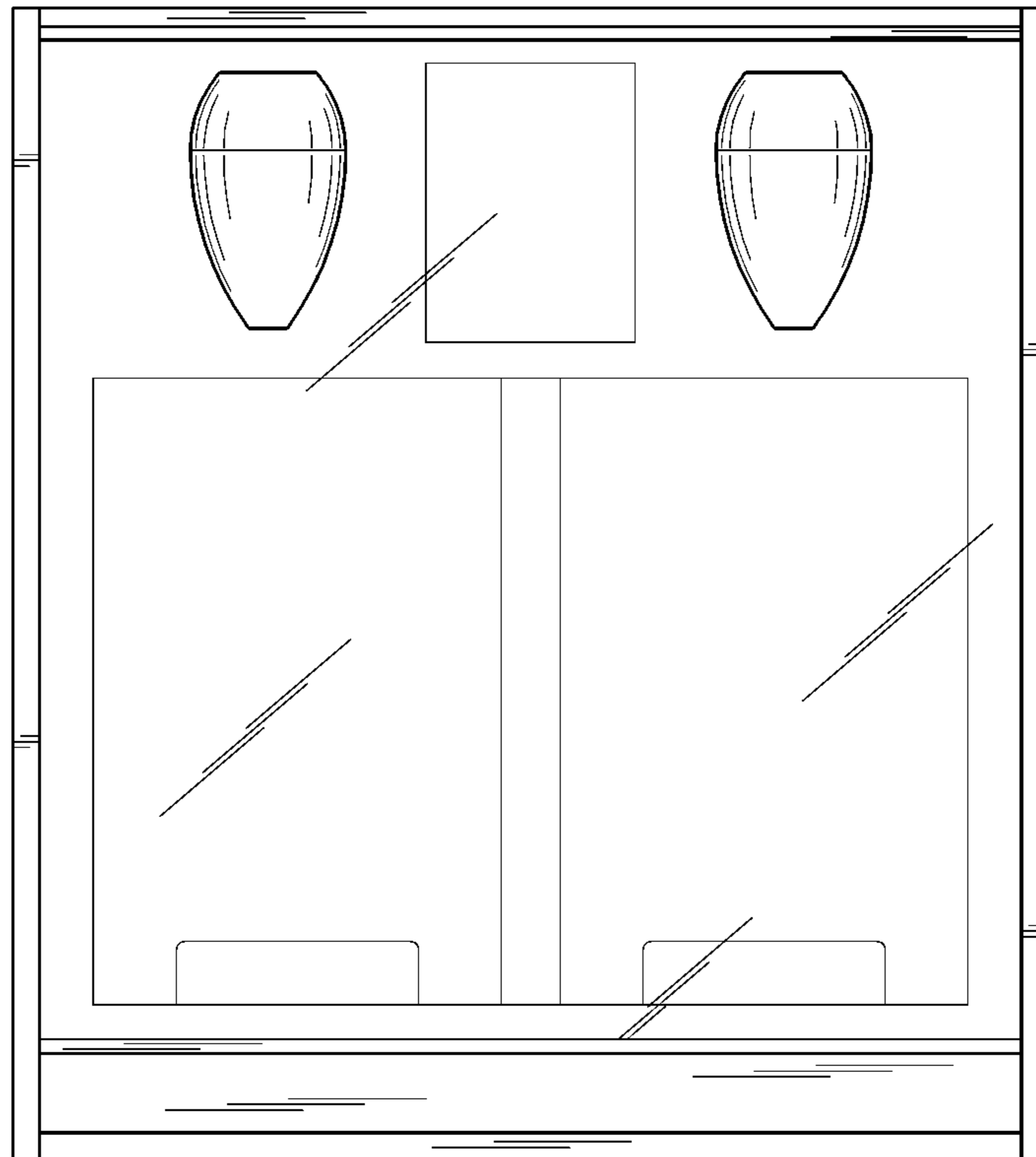


FIG. 3




FIG. 4

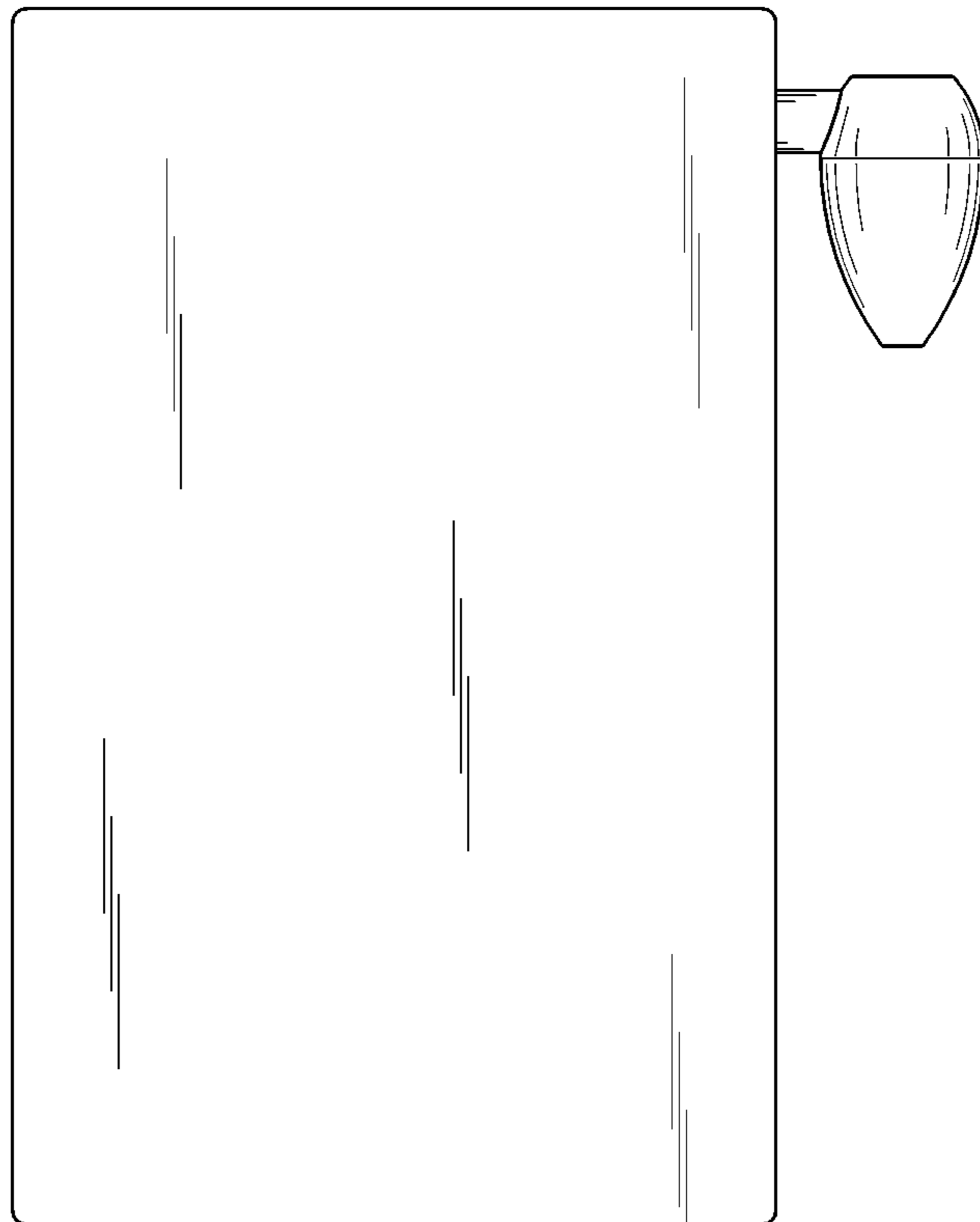


FIG. 5

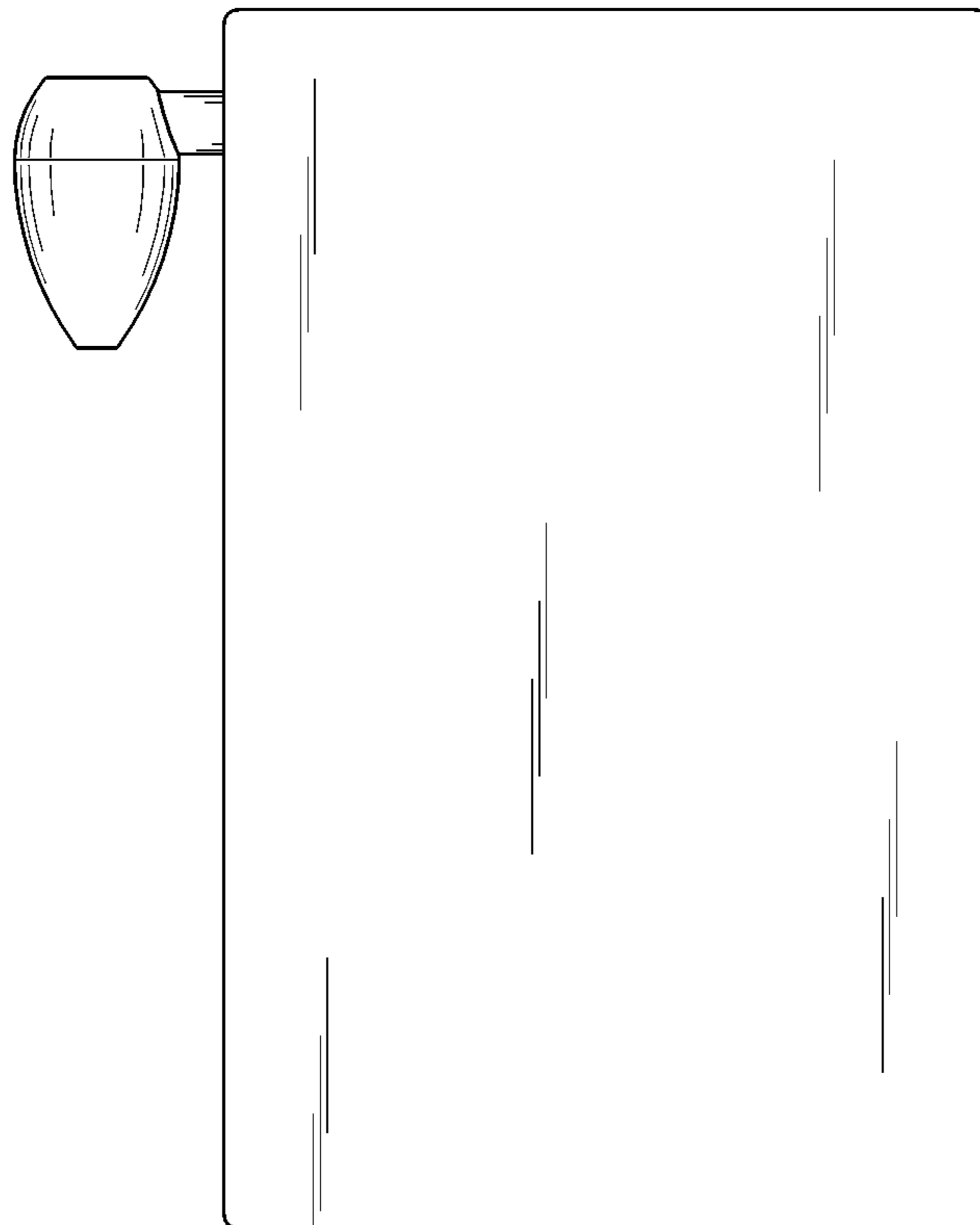


FIG. 6

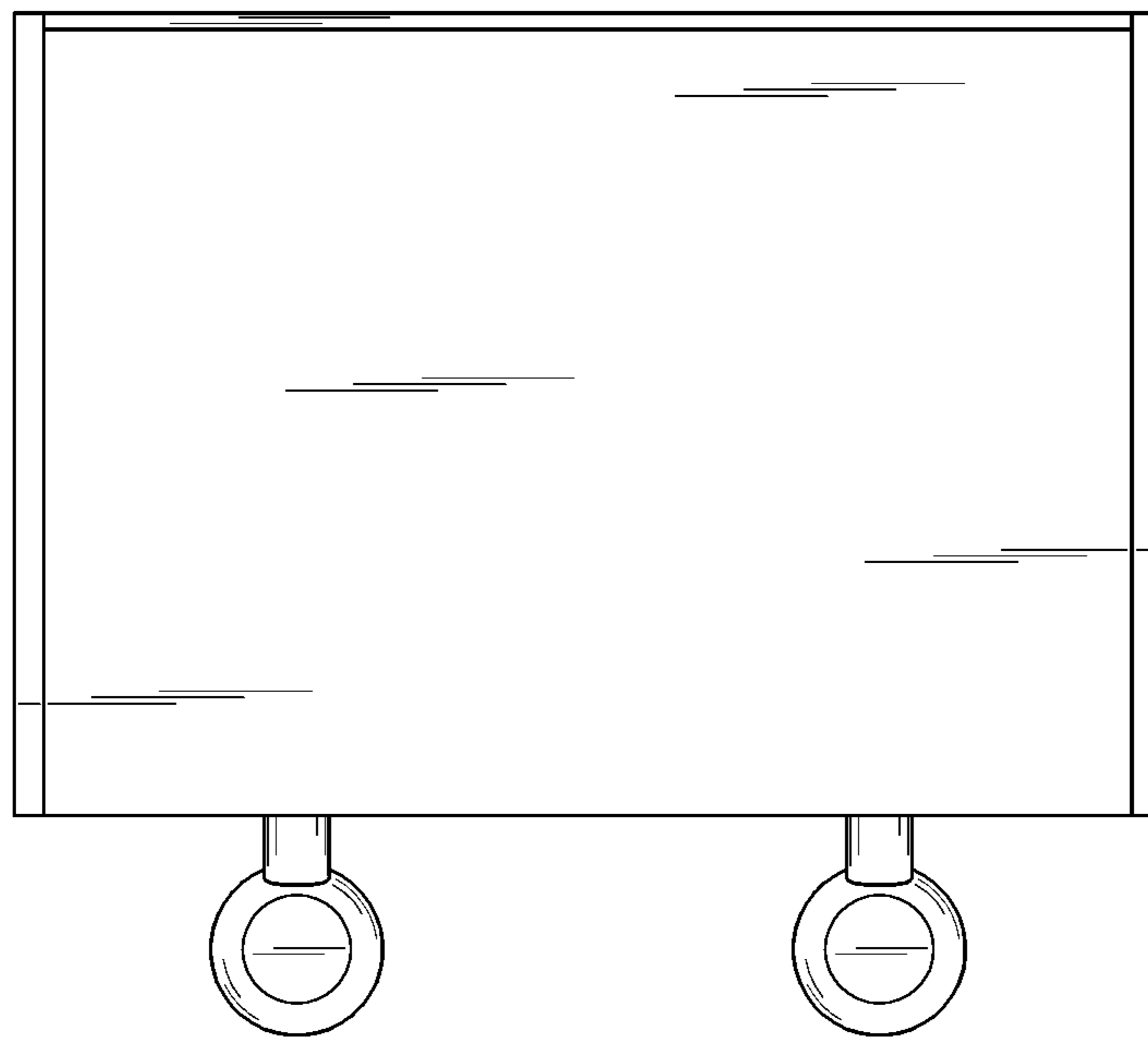


FIG. 7

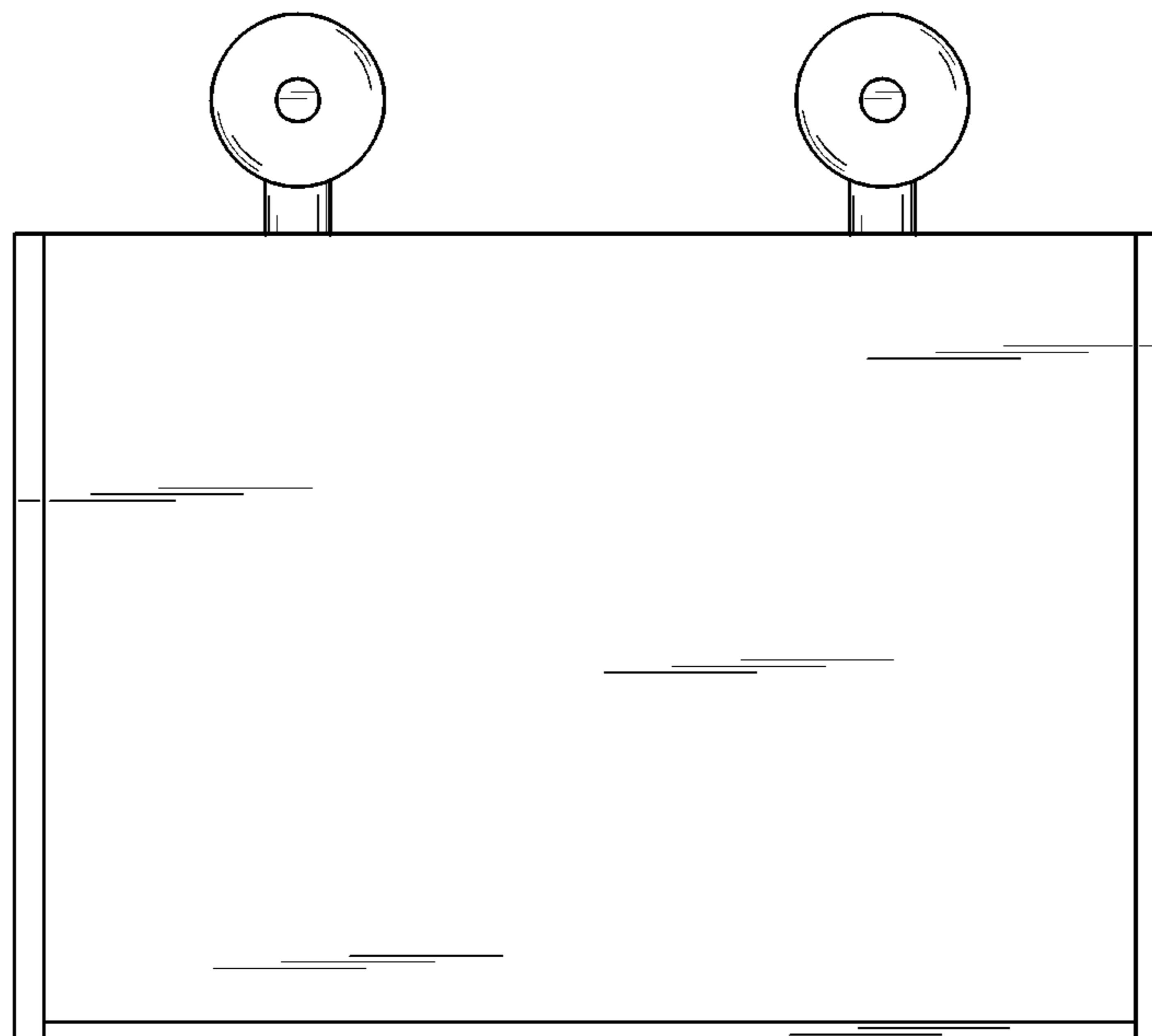


FIG. 8

