



US00D975472S

(12) **United States Design Patent** (10) **Patent No.:** **US D975,472 S**
Robins (45) **Date of Patent:** **** Jan. 17, 2023**

(54) **MOVABLE STORAGE TABLE**
(71) Applicant: **Bruce Robins**, Philadelphia, PA (US)
(72) Inventor: **Bruce Robins**, Philadelphia, PA (US)
(73) Assignee: **HASKELL OFFICE**, Bala Cynwyd, PA (US)
(**) Term: **15 Years**

D447,567 S 9/2001 Murphy et al.
D450,903 S 11/2001 Wacker et al.
D467,754 S 12/2002 Chen
D500,575 S 1/2005 Lucas
D501,285 S 1/2005 Long, Jr.
D523,607 S 6/2006 Huguet
D538,061 S 3/2007 Daniel
D546,017 S 7/2007 Wise
D551,465 S 9/2007 Daniel
D557,870 S 12/2007 MacMillan
D585,621 S 1/2009 Taillon
D588,322 S 3/2009 Tilk et al.
D593,341 S 6/2009 Sackman
D618,418 S 6/2010 Catron et al.

(Continued)

(21) Appl. No.: **29/730,024**
(22) Filed: **Mar. 31, 2020**

(51) **LOC (14) Cl.** **06-03**
(52) **U.S. Cl.**

USPC **D6/642**; D6/657; D34/21

(58) **Field of Classification Search**
USPC D6/641, 642, 657, 662, 662.1, 672, 675, D6/675.1, 684-686, 691, 698; D34/12, D34/14, 17, 19, 21
CPC .. A47B 3/00; A47B 7/00; A47B 13/00; A47B 21/00; A47B 31/00; A47B 31/001; A47B 2031/003; A47B 37/00; A47B 43/00; A47B 65/00; A47B 81/00; B25H 1/00; B25H 1/12; B25H 1/14; B25H 3/00; B25H 3/02; B25H 3/021; B25H 3/023; B25H 3/027; B25H 3/028; B25H 3/04; B25H 3/06

See application file for complete search history.

(56) **References Cited**

U.S. PATENT DOCUMENTS

3,352,615 A * 11/1967 Sandin A47B 87/008 312/111
3,394,666 A 7/1968 Pearlman
D214,163 S * 5/1969 Smith et al. A47B 67/04 D34/19
D366,744 S 1/1996 Bailey
D390,381 S 2/1998 Dormon et al.
D398,788 S * 9/1998 Schubert D34/20
D423,254 S 4/2000 Alcalá et al.

OTHER PUBLICATIONS

Haskell CARGO03—Kay-Twelve <https://www.kay-twelve.com/collections/haskell/products/haskell-cargo03-explorer-series-mobile-cargo-cart-with-bin-and-slot-storage-and-double-doors> retrieved from the internet on Dec. 9, 2021.*

Primary Examiner — Mary Ann Calabrese
(74) *Attorney, Agent, or Firm* — Robert F. Zielinski

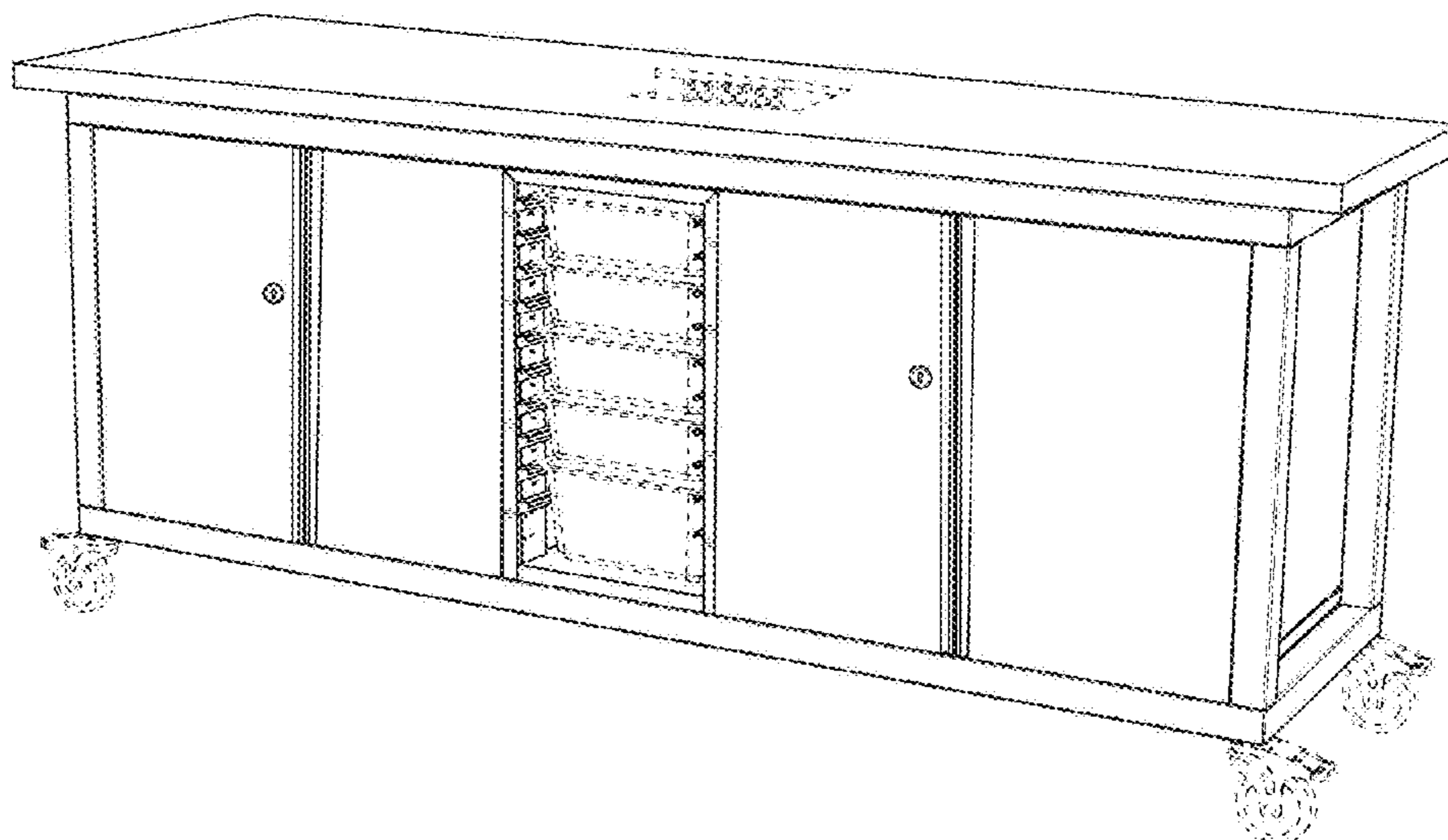
(57) **CLAIM**

I claim the ornamental design for a moveable storage table, as shown and described.

DESCRIPTION

FIG. 1 is a front perspective view of a moveable storage table showing my new design.
FIG. 2 is a front elevational view thereof.
FIG. 3 is a rear elevational view thereof.
FIG. 4 is a right-side elevational view thereof.
FIG. 5 is a left-side elevational view thereof.
FIG. 6 is a top plan view thereof; and,
FIG. 7 is a bottom plan view thereof.
In the drawings, the broken lines show portions of the moveable storage table that form no part of the claimed design.

1 Claim, 7 Drawing Sheets



(56)

References Cited

U.S. PATENT DOCUMENTS

D618,419 S	6/2010	Catron et al.	
D636,962 S	4/2011	Freimuth	
D665,597 S	8/2012	Dufoure et al.	
D710,064 S	7/2014	Schumaker et al.	
D732,318 S	6/2015	Engebretson	
D783,921 S	4/2017	Malengo	
D801,735 S	11/2017	Ursell et al.	
D817,584 S	5/2018	Phillips et al.	
D878,816 S *	3/2020	Davis	D6/657
D878,823 S *	3/2020	Davis	D6/669
2007/0236113 A1 *	10/2007	McCambridge	E06B 3/367 312/204
2020/0254604 A1 *	8/2020	Adams	A47B 67/04

* cited by examiner

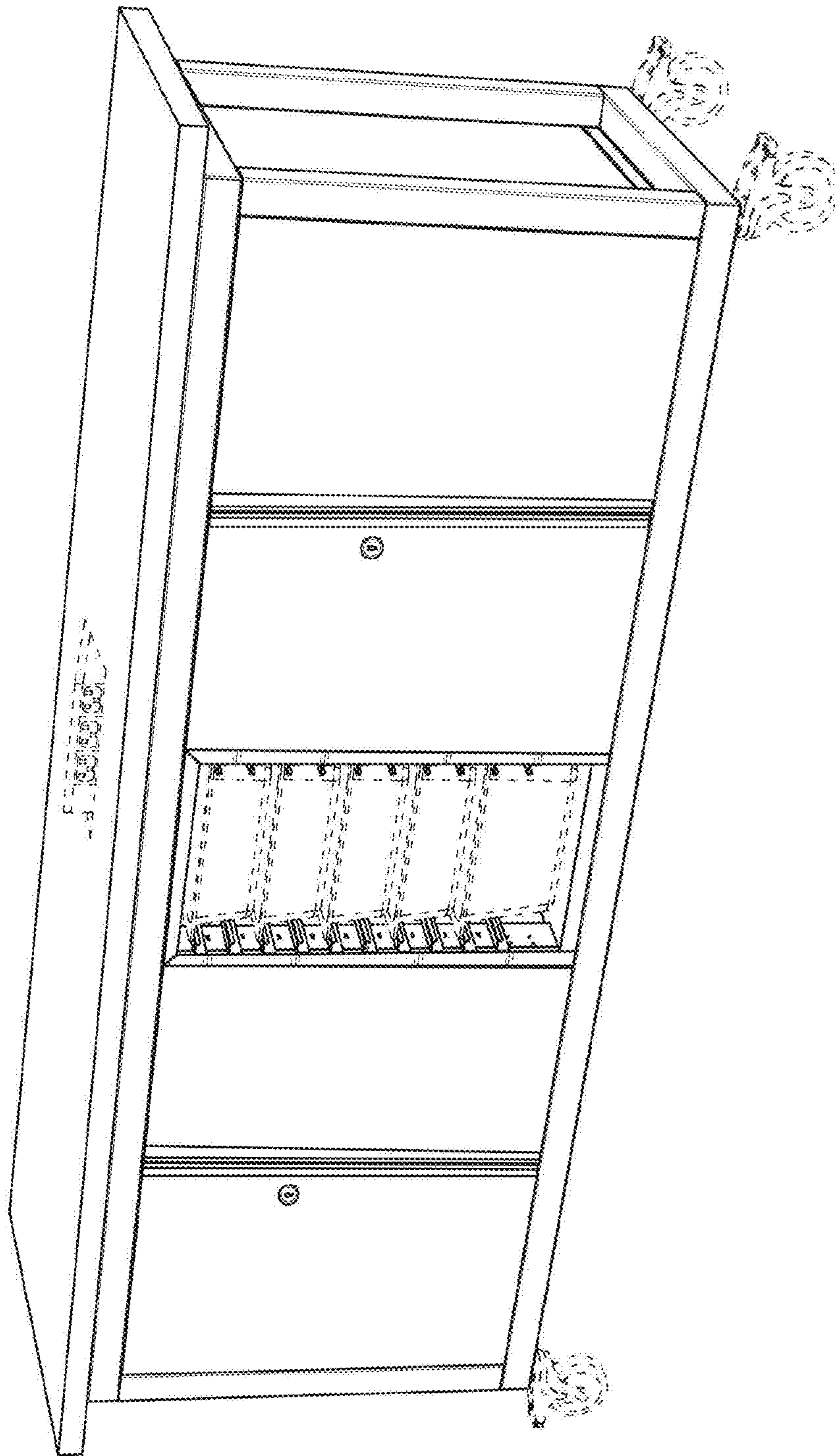


FIG. 1

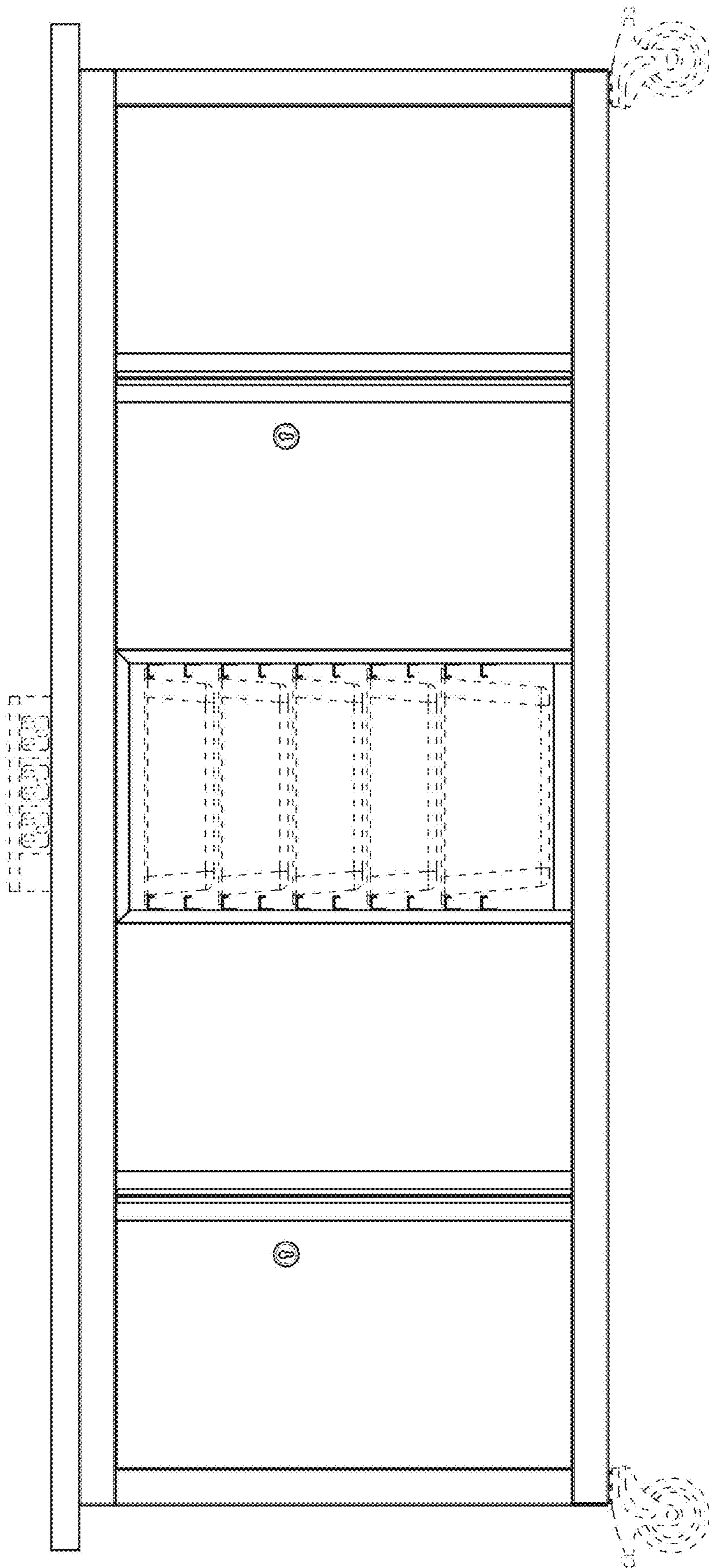


FIG. 2

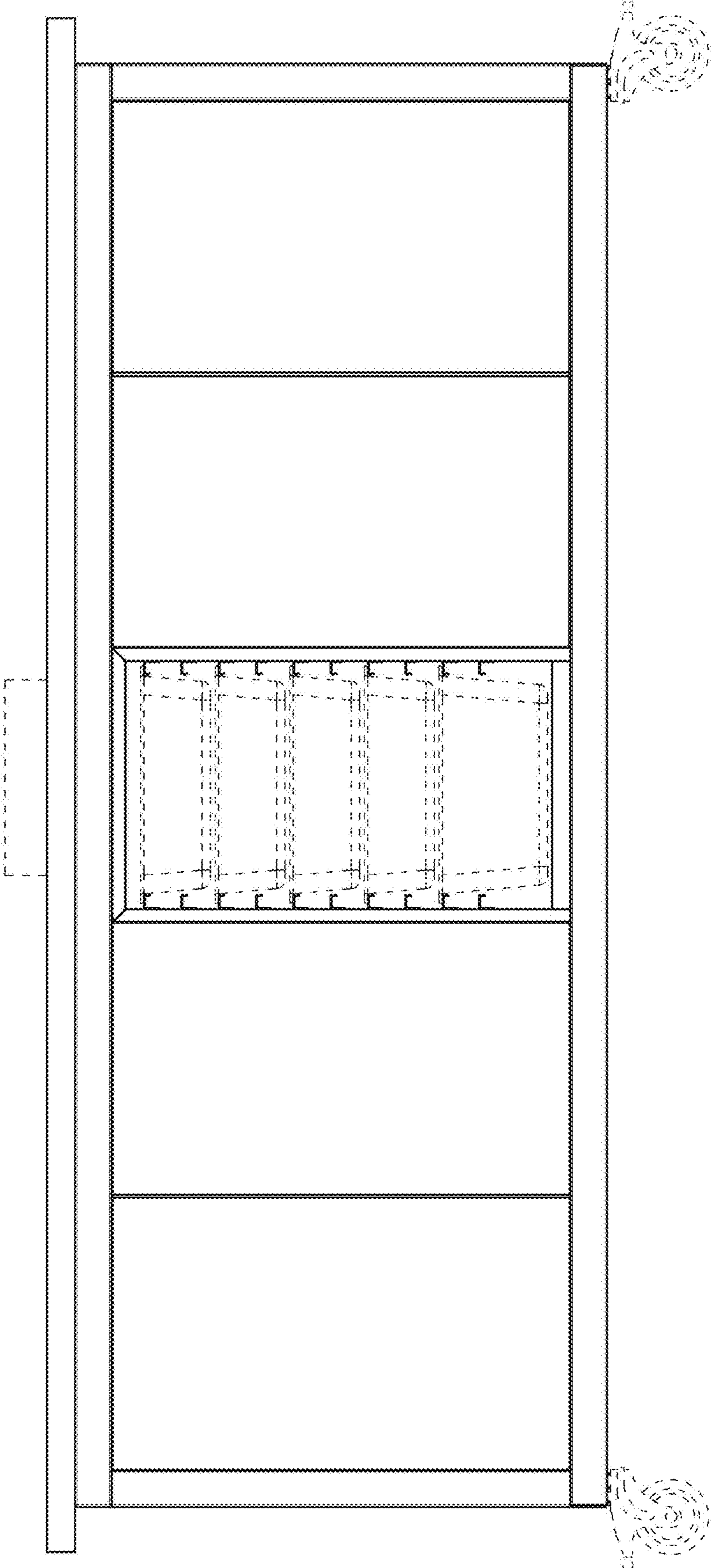


FIG. 3

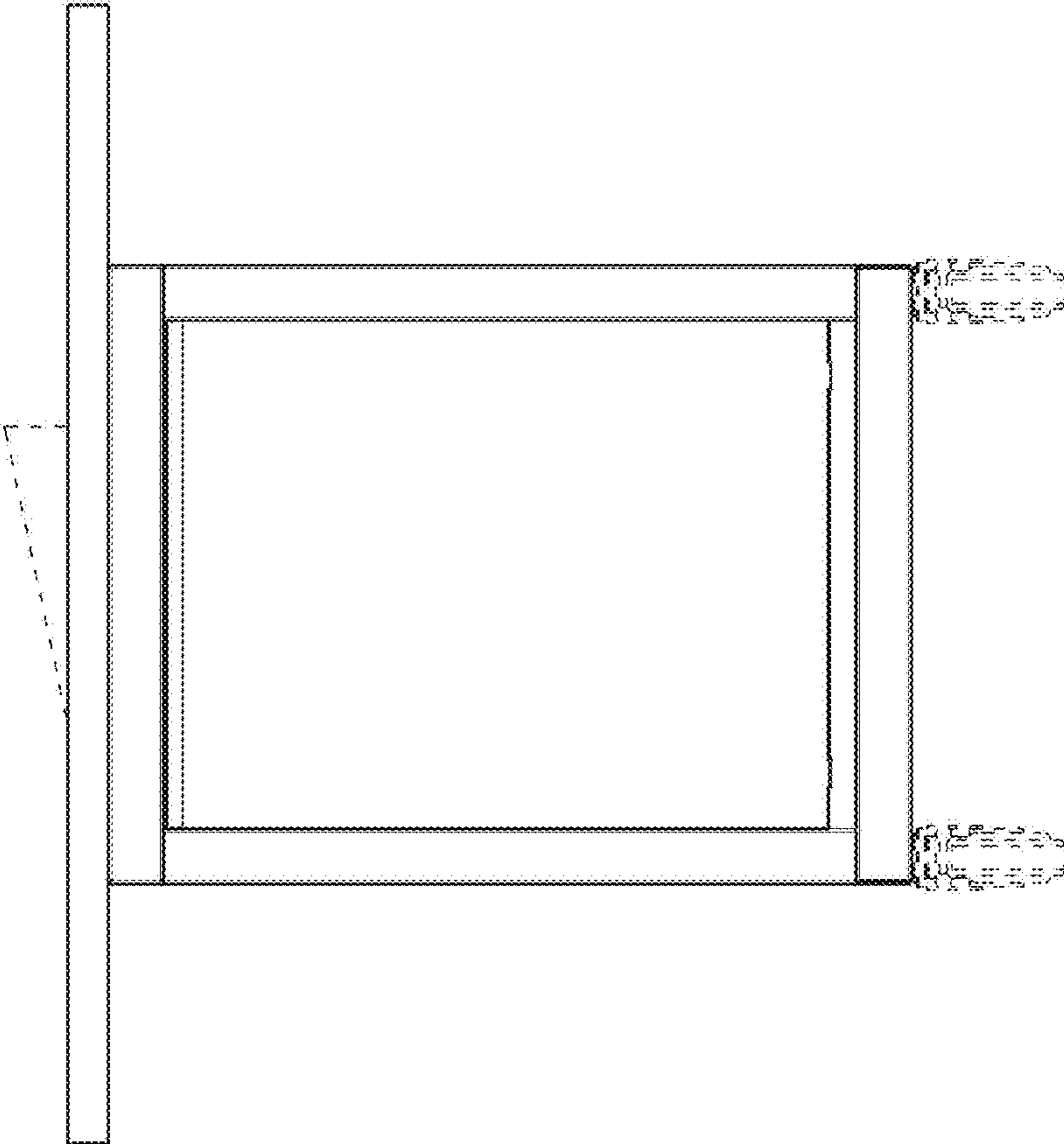


FIG. 4

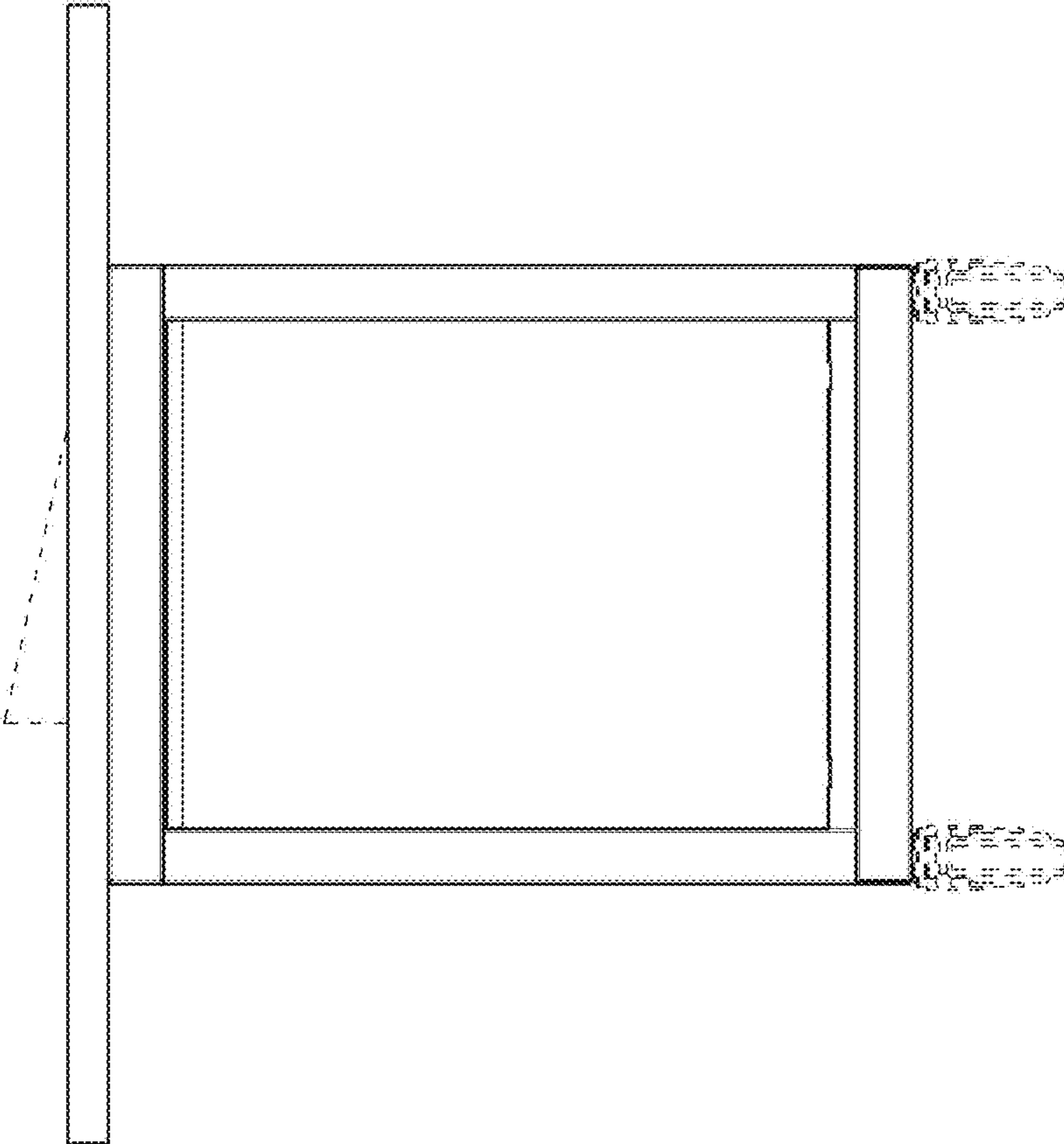


FIG. 5




FIG. 6

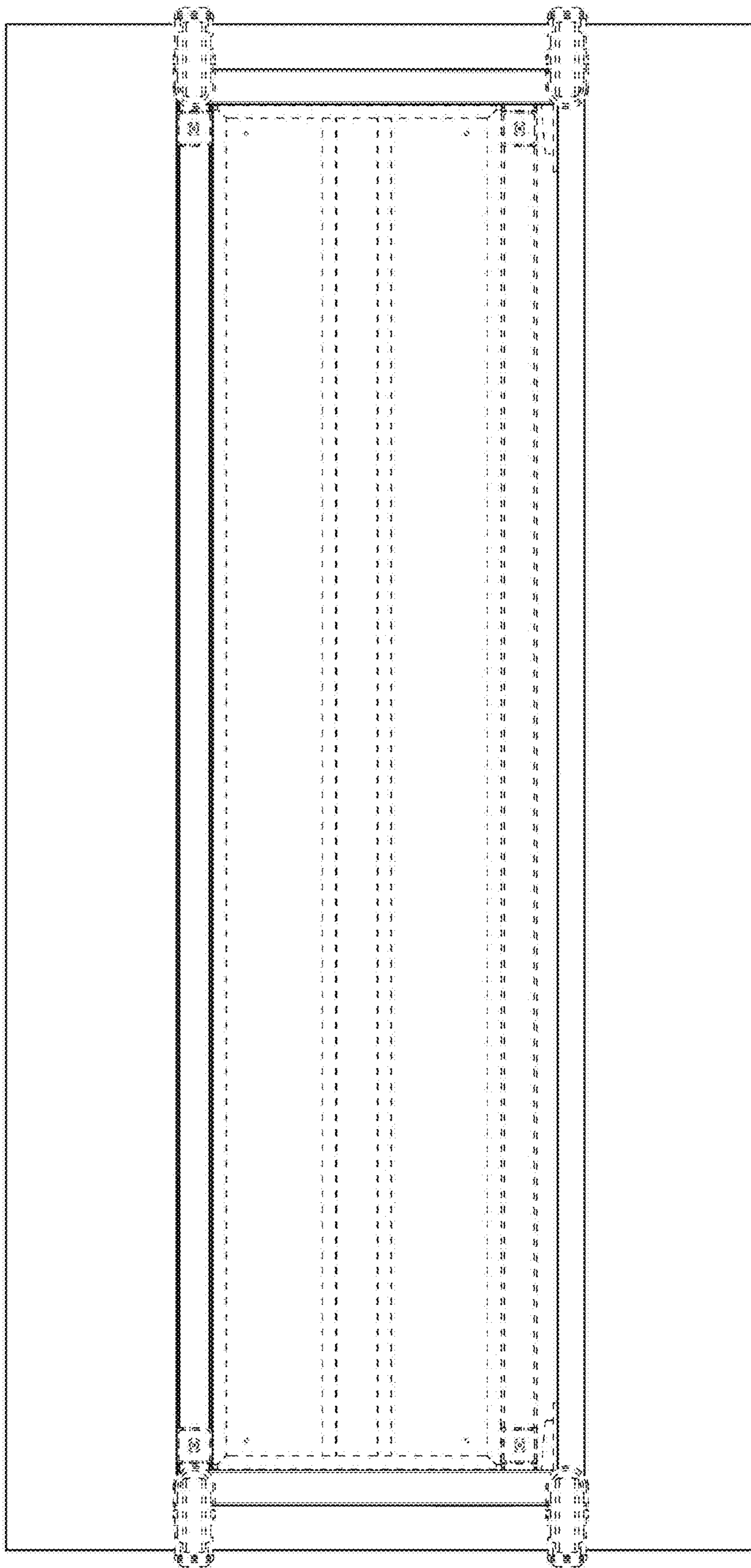


FIG. 7