



US00D975471S

(12) **United States Design Patent**  
**Zhang**

(10) **Patent No.:** **US D975,471 S**

(45) **Date of Patent:** **\*\* Jan. 17, 2023**

(54) **CERVICAL PILLOW**  
(71) Applicant: **Yang Zhang**, Shenzhen (CN)  
(72) Inventor: **Yang Zhang**, Shenzhen (CN)  
(\*\*) Term: **15 Years**

D935,806 S \* 11/2021 Jiang ..... D6/601  
D939,864 S \* 1/2022 Wang ..... D6/601  
D941,609 S \* 1/2022 Peng ..... D6/601  
D943,306 S \* 2/2022 Mi ..... D6/601  
D943,309 S \* 2/2022 Mi ..... D6/601  
D953,069 S \* 5/2022 Long ..... D6/601  
2017/0119624 A1 \* 5/2017 Kim ..... A47G 9/10

(21) Appl. No.: **29/761,213**  
(22) Filed: **Dec. 8, 2020**  
(51) **LOC (14) Cl.** ..... **06-13**  
(52) **U.S. Cl.**  
USPC ..... **D6/601**  
(58) **Field of Classification Search**  
USPC ..... D6/595, 596, 601, 604; D24/183, 190;  
D21/803, 809  
CPC ..... A47G 9/00; A47G 9/10; A47G 9/1045;  
A47G 9/1054; A47G 9/1063; A47G  
9/1072; A47G 9/1081; A47G 9/109  
See application file for complete search history.

**OTHER PUBLICATIONS**

Amazon, Neck and Shoulder Relaxer, Oldest Review: Dec. 13, 2020, <https://a.co/d/hdnbPzM> (Year: 2020).\*

Amazon, Neck Stretcher for Cervical Traction, First Available Date: May 20, 2022, <https://a.co/d/iqwnG8B> (Year: 2022).\*

\* cited by examiner

*Primary Examiner* — Jennifer L Rempfer  
*Assistant Examiner* — Derek Hugh Rebuck

(57) **CLAIM**

The ornamental design for a cervical pillow, as shown and described.

(56) **References Cited**

**U.S. PATENT DOCUMENTS**

D114,973 S \* 5/1939 Eckman ..... 5/636  
D404,238 S \* 1/1999 Keilhauer ..... D6/601  
D707,842 S \* 6/2014 Li ..... D24/215  
D820,460 S \* 6/2018 Gewant ..... D24/184  
D871,108 S \* 12/2019 Yang ..... D6/601  
D871,796 S \* 1/2020 Mi ..... D6/601  
D898,443 S \* 10/2020 Romano ..... D6/601  
D903,375 S \* 12/2020 Choiniere ..... D6/601  
D903,376 S \* 12/2020 Fu ..... D6/601  
D929,772 S \* 9/2021 Peng ..... D6/601  
D930,401 S \* 9/2021 Ye ..... D6/601  
D931,465 S \* 9/2021 Li ..... D6/601  
D935,228 S \* 11/2021 Wang ..... D6/601

**DESCRIPTION**

FIG. 1 is a perspective view of a cervical pillow showing my new design;

FIG. 2 is another perspective view thereof;

FIG. 3 is a front elevational view thereof;

FIG. 4 is a rear elevational view thereof;

FIG. 5 is a left side elevational view thereof;

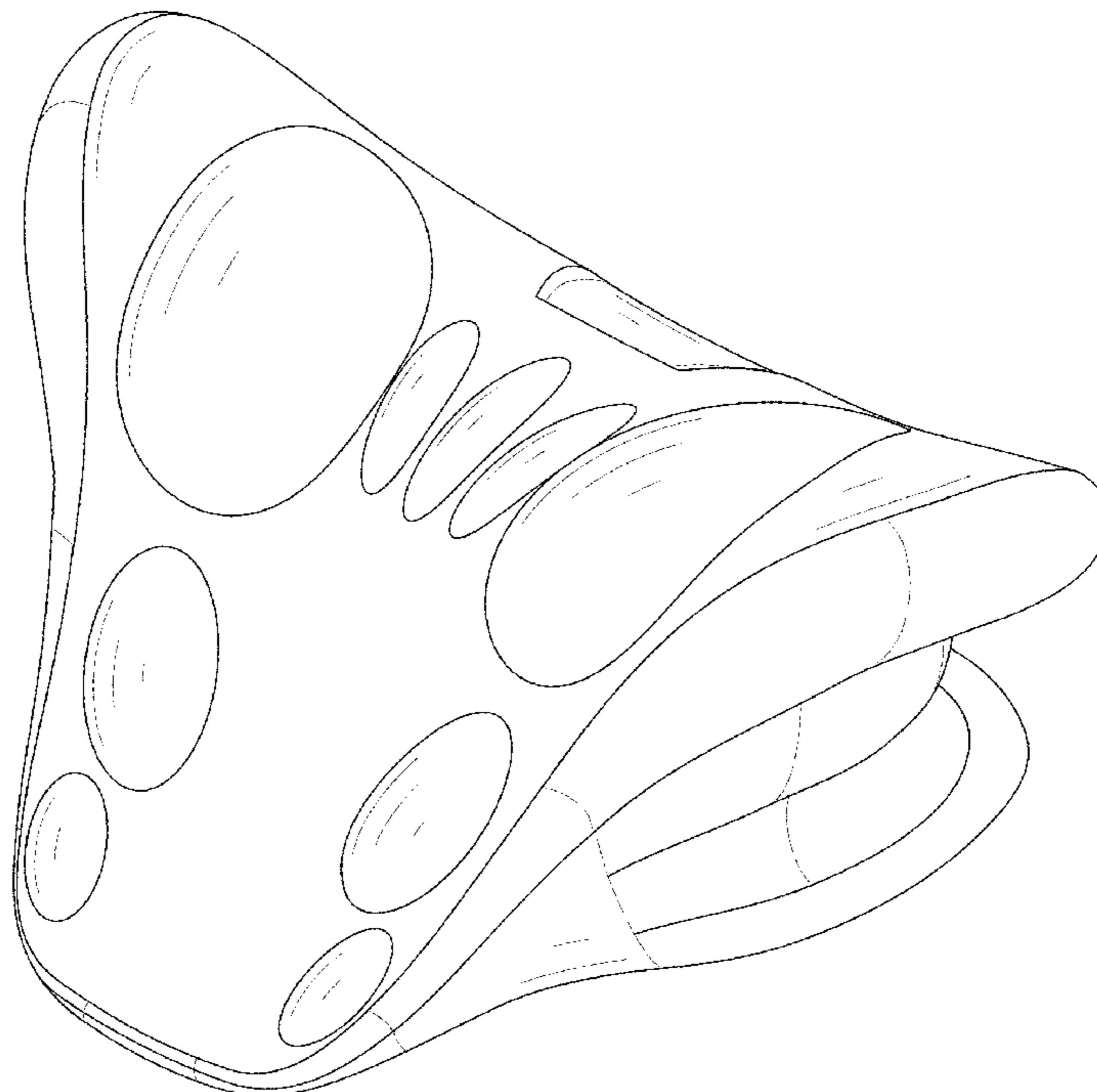
FIG. 6 is a right side elevational view thereof;

FIG. 7 is a top plan view thereof; and,

FIG. 8 is a bottom plan view thereof.

The broken lines in the drawings depict portions of the cervical pillow that form no part of the claimed design.

**1 Claim, 8 Drawing Sheets**



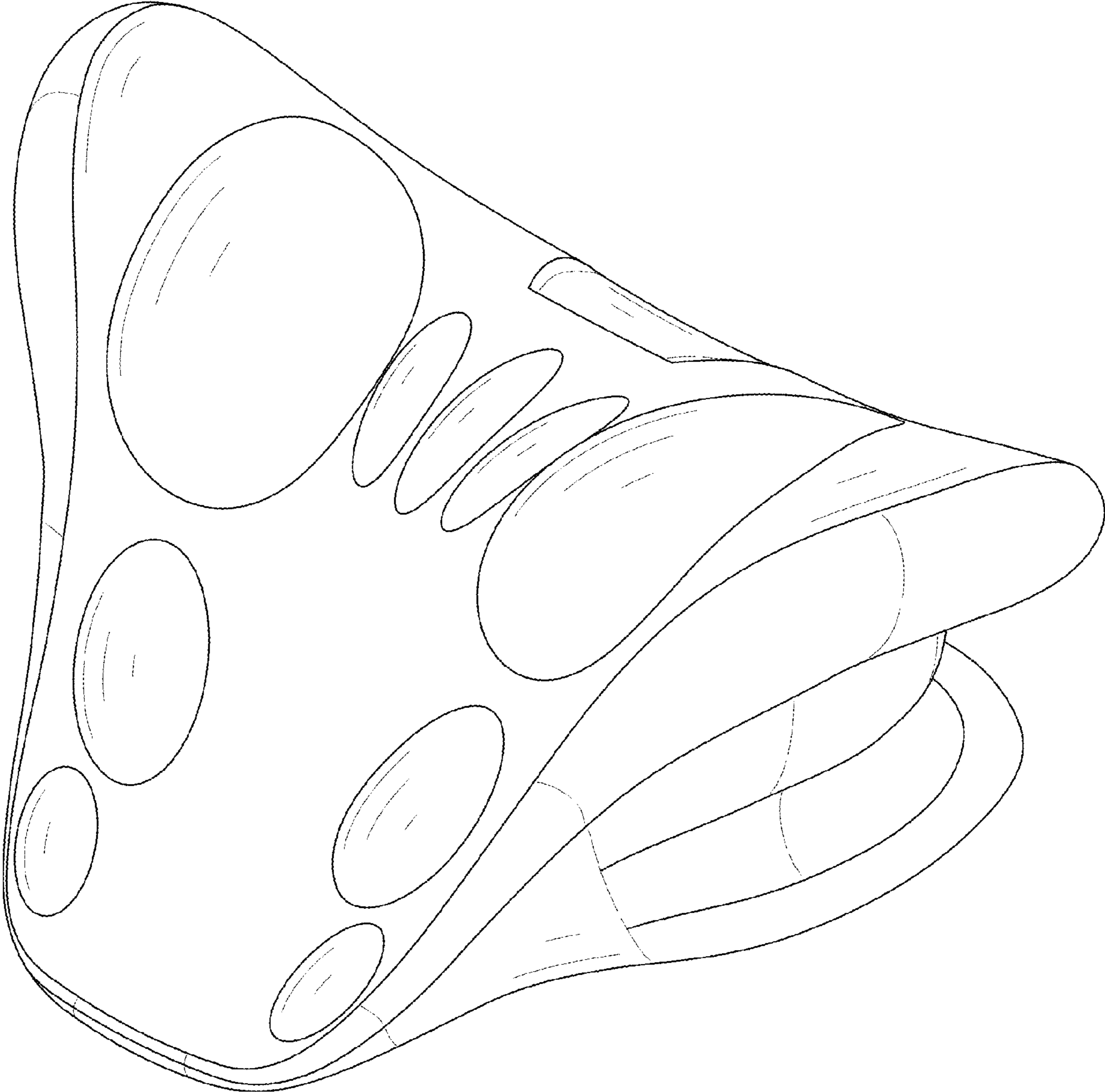


FIG. 1




FIG. 2

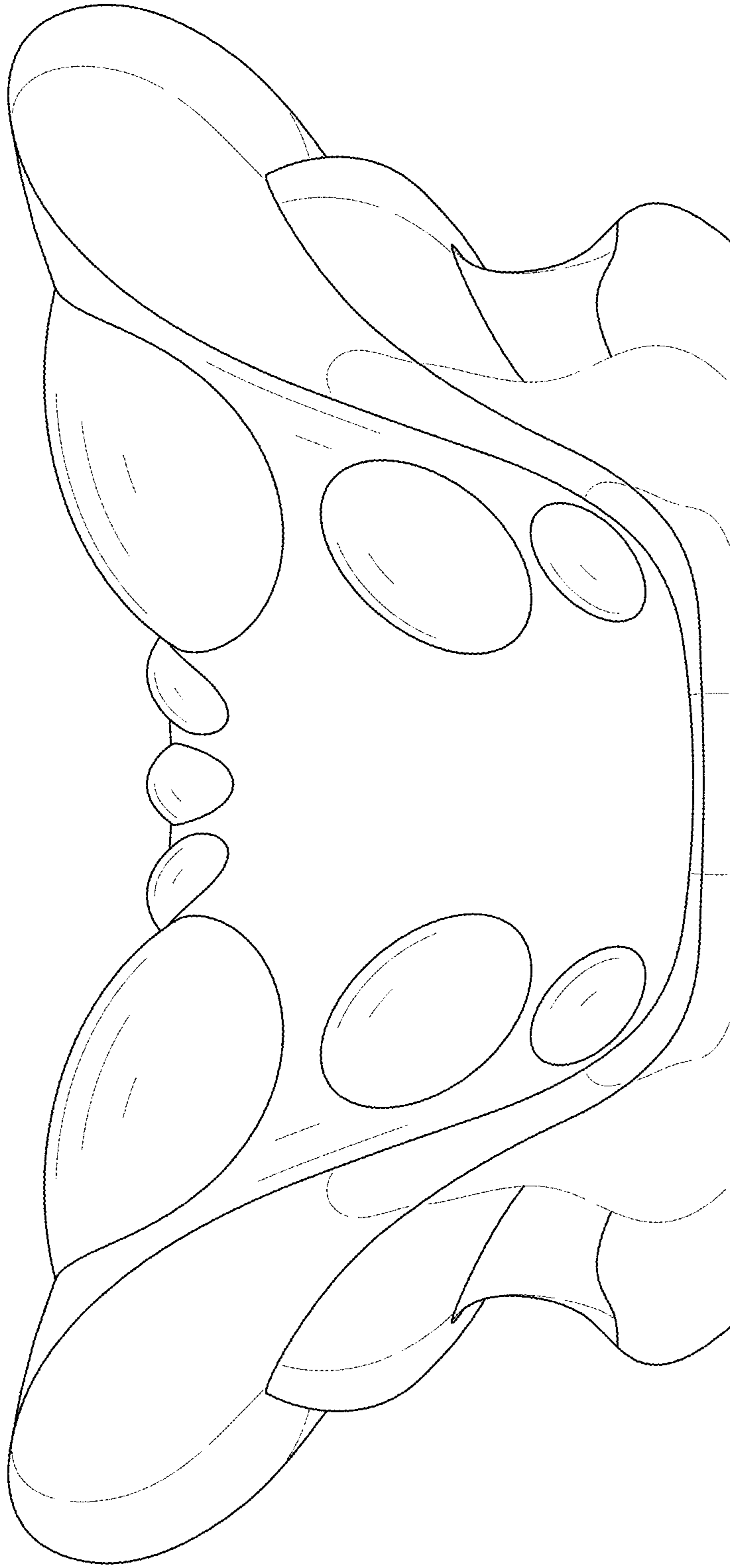


FIG. 3

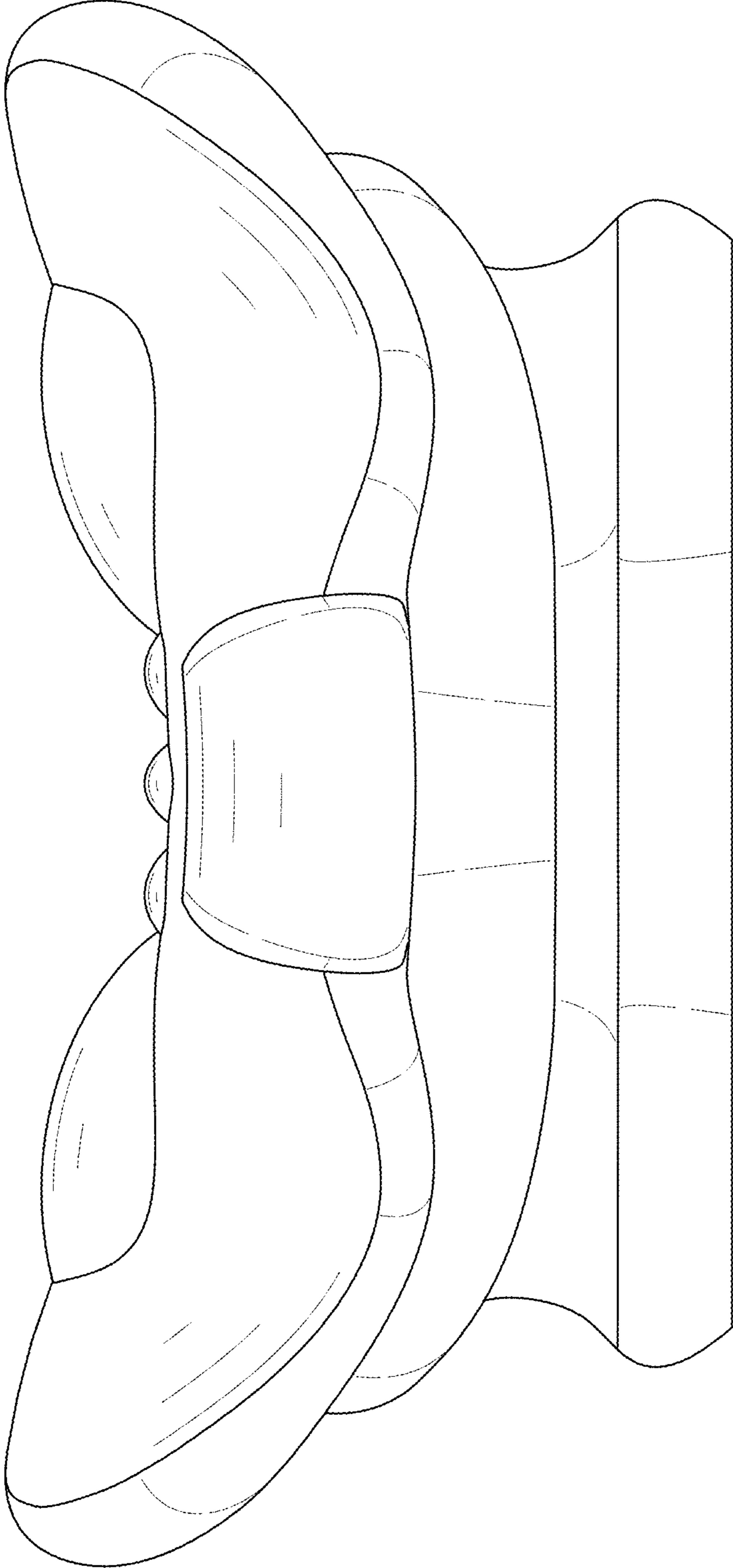


FIG. 4

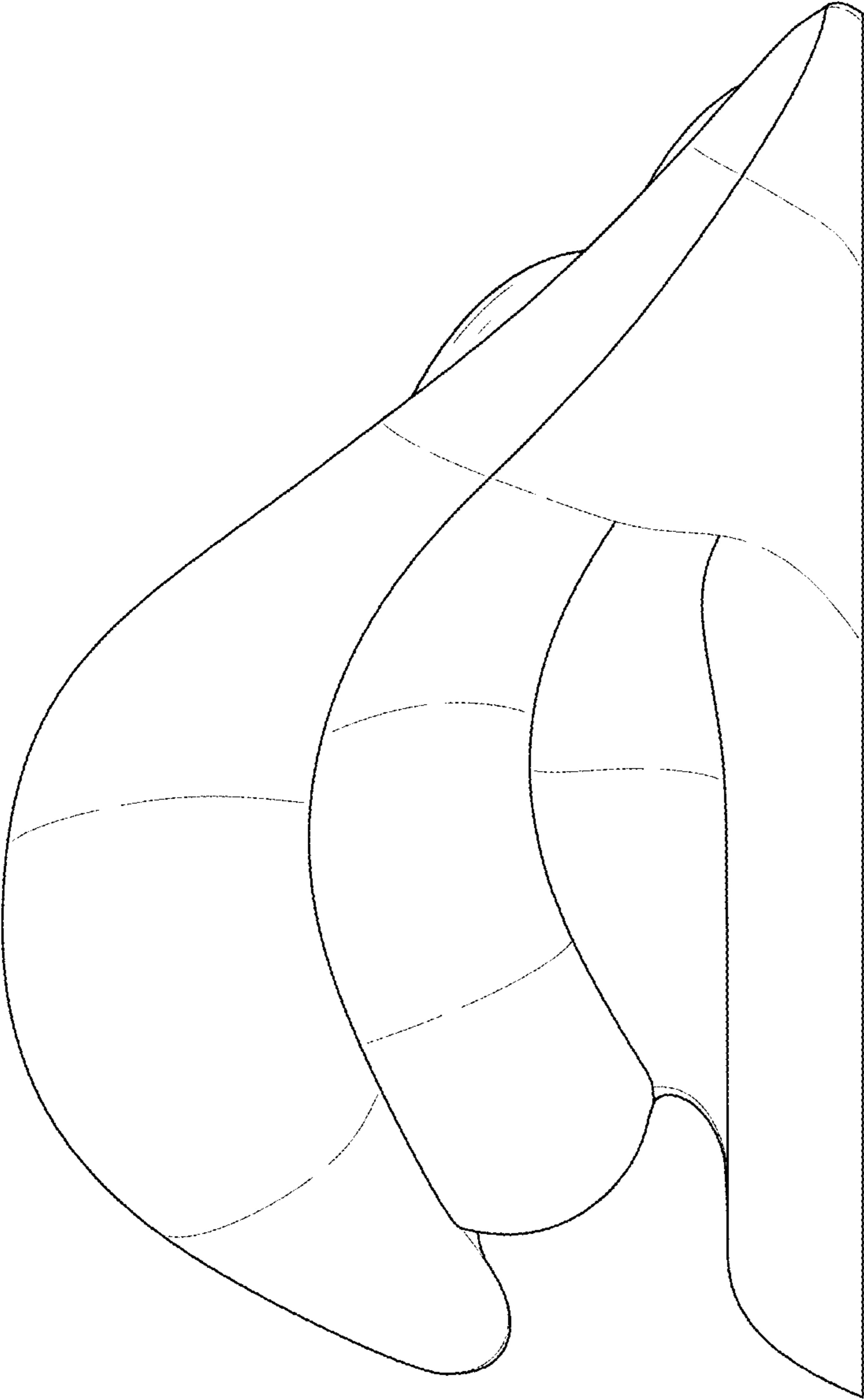


FIG. 5

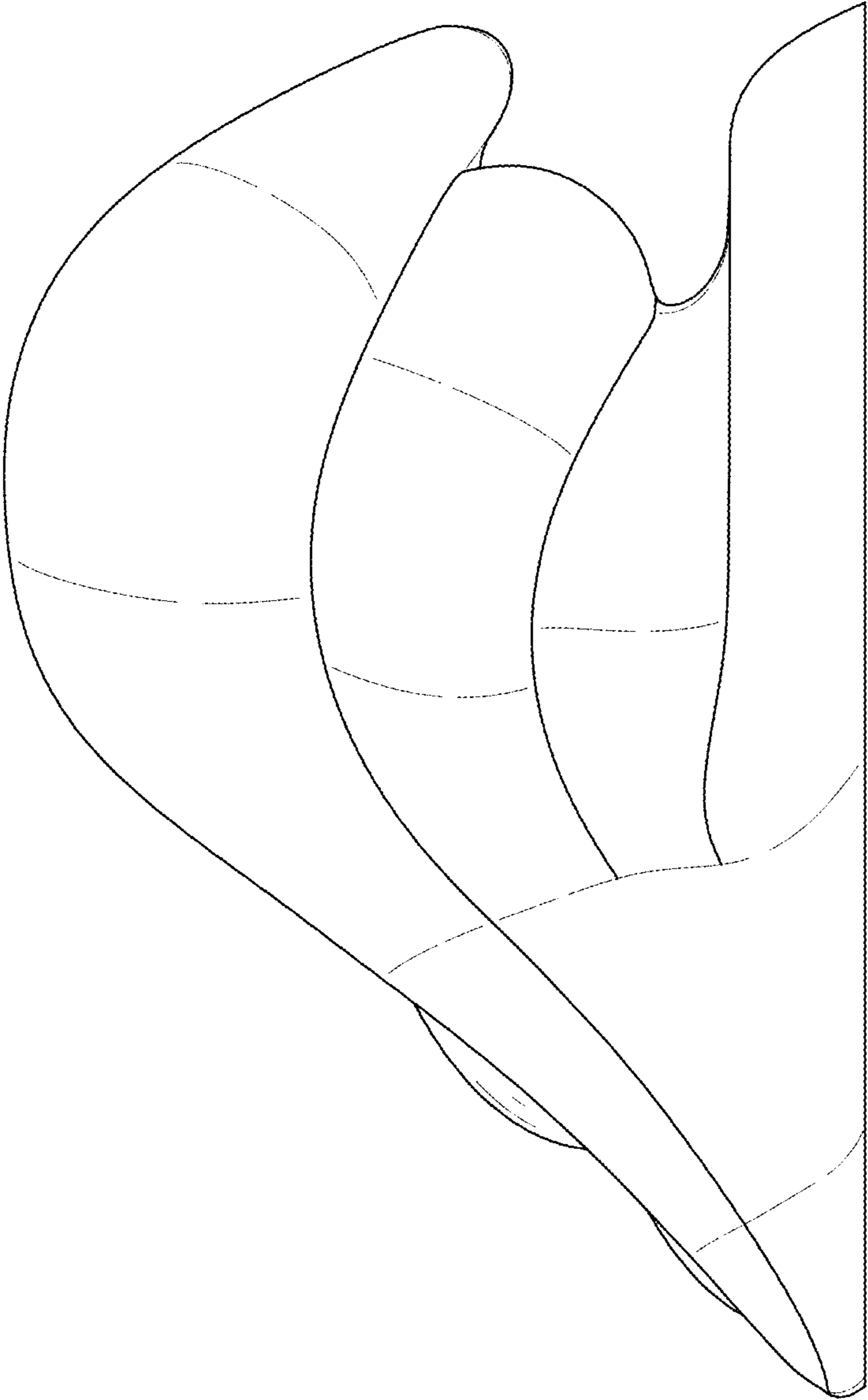


FIG. 6

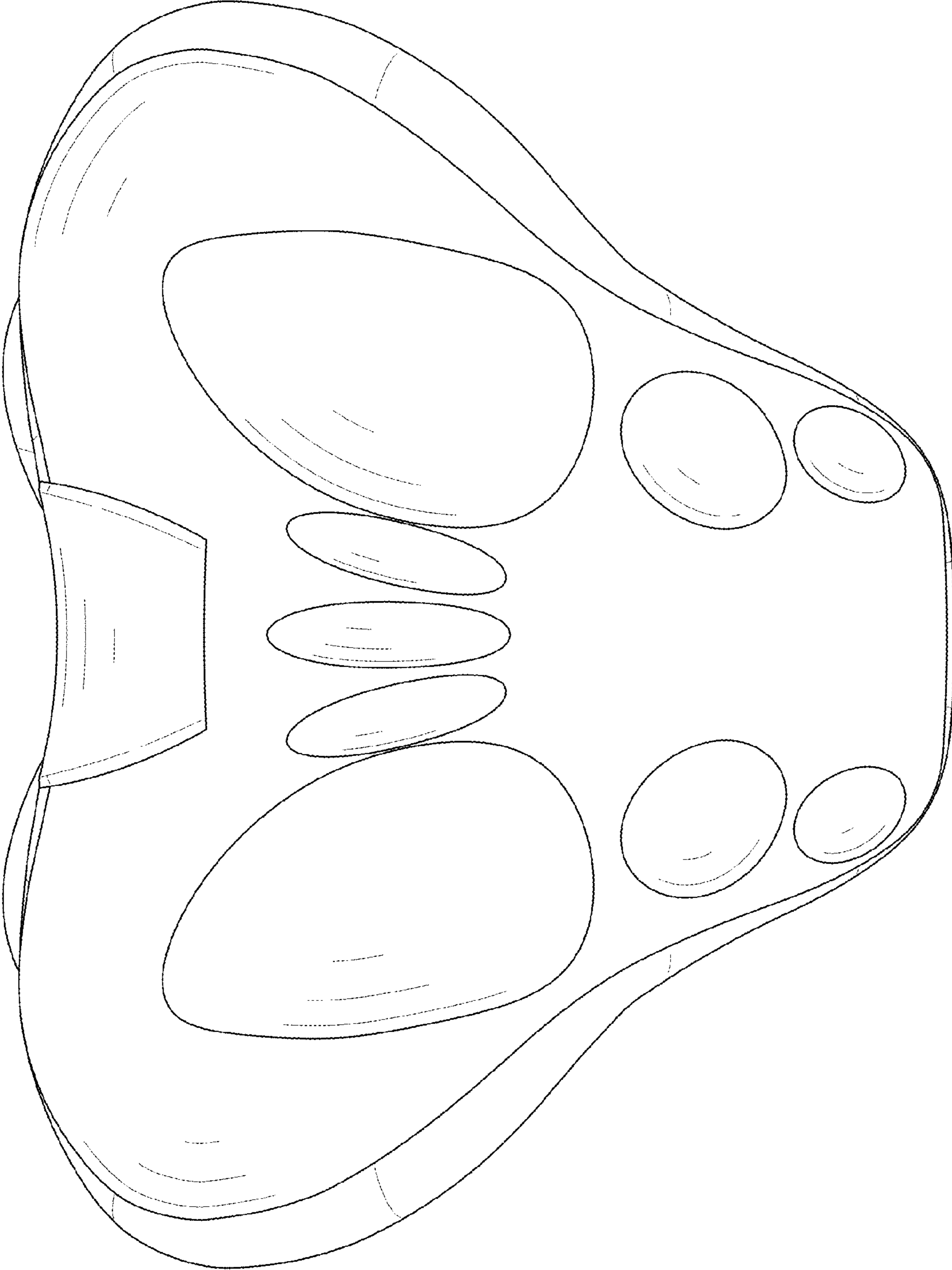


FIG. 7



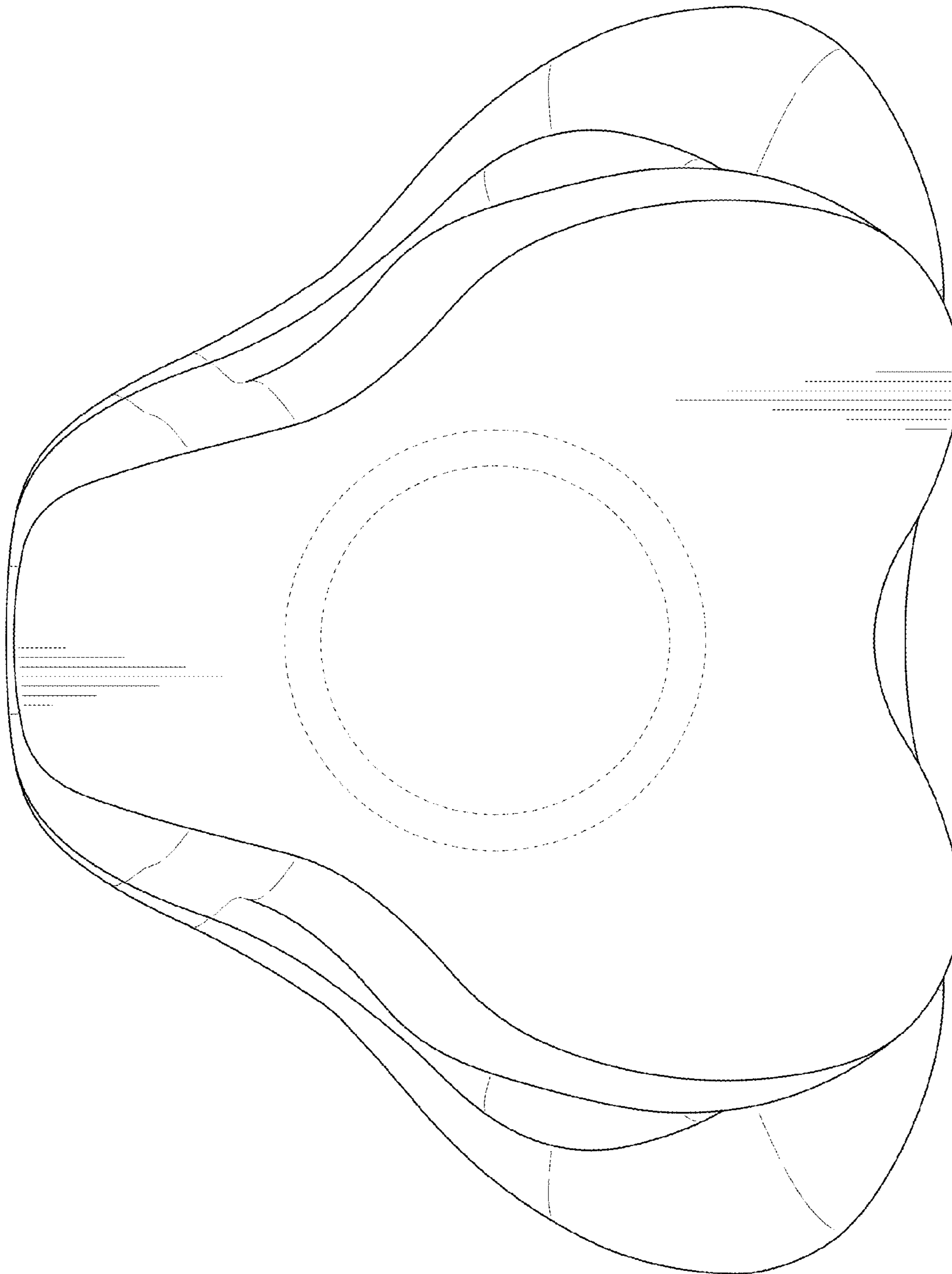


FIG. 8