



US00D975466S

(12) **United States Design Patent**  
**Wang**

(10) **Patent No.:** **US D975,466 S**

(45) **Date of Patent:** **\*\* Jan. 17, 2023**

(54) **DISPENSER FOR SOLID HAND SANITIZER**

(71) Applicant: **Chunyan Wang**, Hubei (CN)

(72) Inventor: **Chunyan Wang**, Hubei (CN)

(\*\*) Term: **15 Years**

(21) Appl. No.: **29/842,232**

(22) Filed: **Jun. 10, 2022**

(51) **LOC (14) Cl.** ..... **23-02**

(52) **U.S. Cl.**  
USPC ..... **D6/512**

(58) **Field of Classification Search**  
USPC ..... D6/512, 536–540, 542–545; D7/554.3;  
D10/106.1–106.5; D19/67–69; D23/208  
CPC ... A47K 5/00; A47K 5/02; A47K 5/03; A47K  
5/04; A47K 5/06; A47K 5/08; A47K  
5/12; A47K 5/1202–1215  
See application file for complete search history.

(56) **References Cited**

**U.S. PATENT DOCUMENTS**

991,400	A *	5/1911	Werden	.....	B65H 35/0046	156/577
D238,360	S *	1/1976	Gibbs	.....	D19/69	
D319,470	S *	8/1991	Au	.....	D19/67	
5,310,437	A *	5/1994	Tucker	.....	B65H 37/007	156/247
D387,490	S	12/1997	Hester			
D387,495	S	12/1997	Hester			
D405,829	S *	2/1999	Ono	.....	D19/67	
D406,605	S *	3/1999	Brown	.....	D19/67	
D417,237	S *	11/1999	Packard	.....	D19/67	
D458,016	S	6/2002	Christianson			
D476,886	S	7/2003	Christianson			
D506,290	S	6/2005	Longoni			
D569,913	S *	5/2008	Crawford	.....	D19/69	

7,861,904	B1 *	1/2011	Taylor	.....	B65H 35/0026	225/65
D645,657	S	9/2011	Portney			
D645,734	S	9/2011	Eason et al.			
D756,681	S	5/2016	MacVittie et al.			
D783,899	S	4/2017	Roh			
D835,340	S	12/2018	Link et al.			
D930,072	S *	9/2021	Zheng	.....	D18/56	
2007/0241121	A1 *	10/2007	Botich	.....	A47K 5/08	221/34

\* cited by examiner

*Primary Examiner* — Mary Ann Calabrese  
*Assistant Examiner* — Mark David Wolfley

(57) **CLAIM**

I claim, the ornamental design for a dispenser for solid hand sanitizer, as shown and described.

**DESCRIPTION**

FIG. 1 is a front perspective view of a dispenser for solid hand sanitizer showing my new design.

FIG. 2 is a front view of the dispenser for solid hand sanitizer.

FIG. 3 is a rear view of the dispenser for solid hand sanitizer.

FIG. 4 is a left side view of the dispenser for solid hand sanitizer.

FIG. 5 is a right side view of the dispenser for solid hand sanitizer.

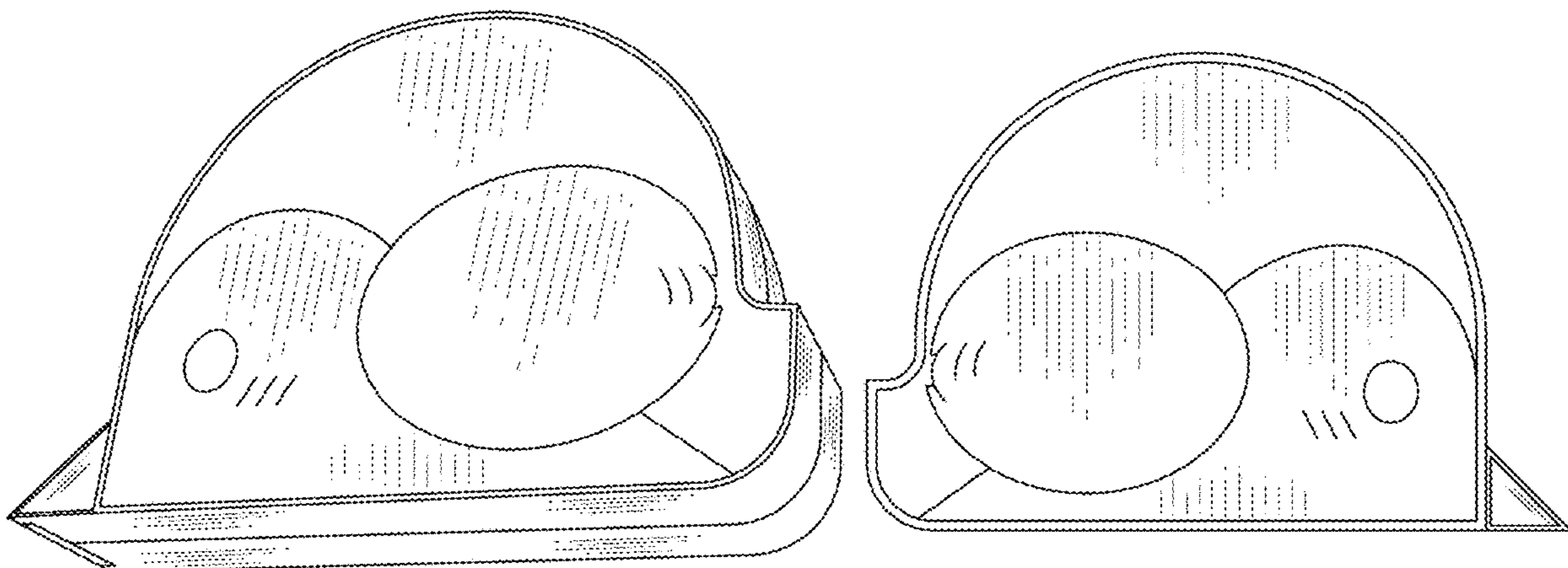
FIG. 6 is a top view of the dispenser for solid hand sanitizer.

FIG. 7 is a bottom view of the dispenser for solid hand sanitizer; and,

FIG. 8 is a bottom perspective view thereof, shown in an alternate position of use.

The broken lines in the drawings depict portions of the dispenser for solid hand sanitizer that form no part of the claimed design.

**1 Claim, 8 Drawing Sheets**



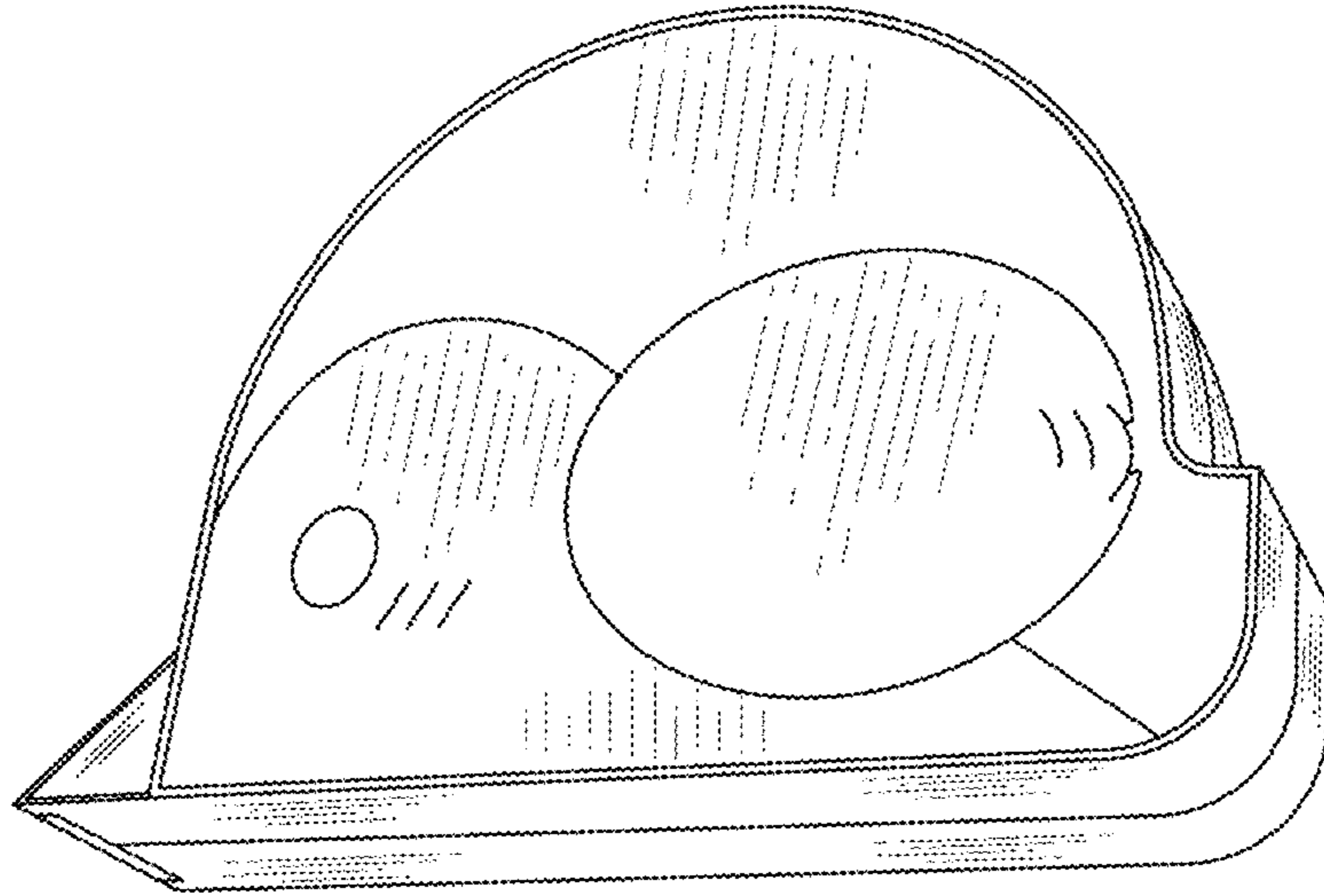


FIG.1

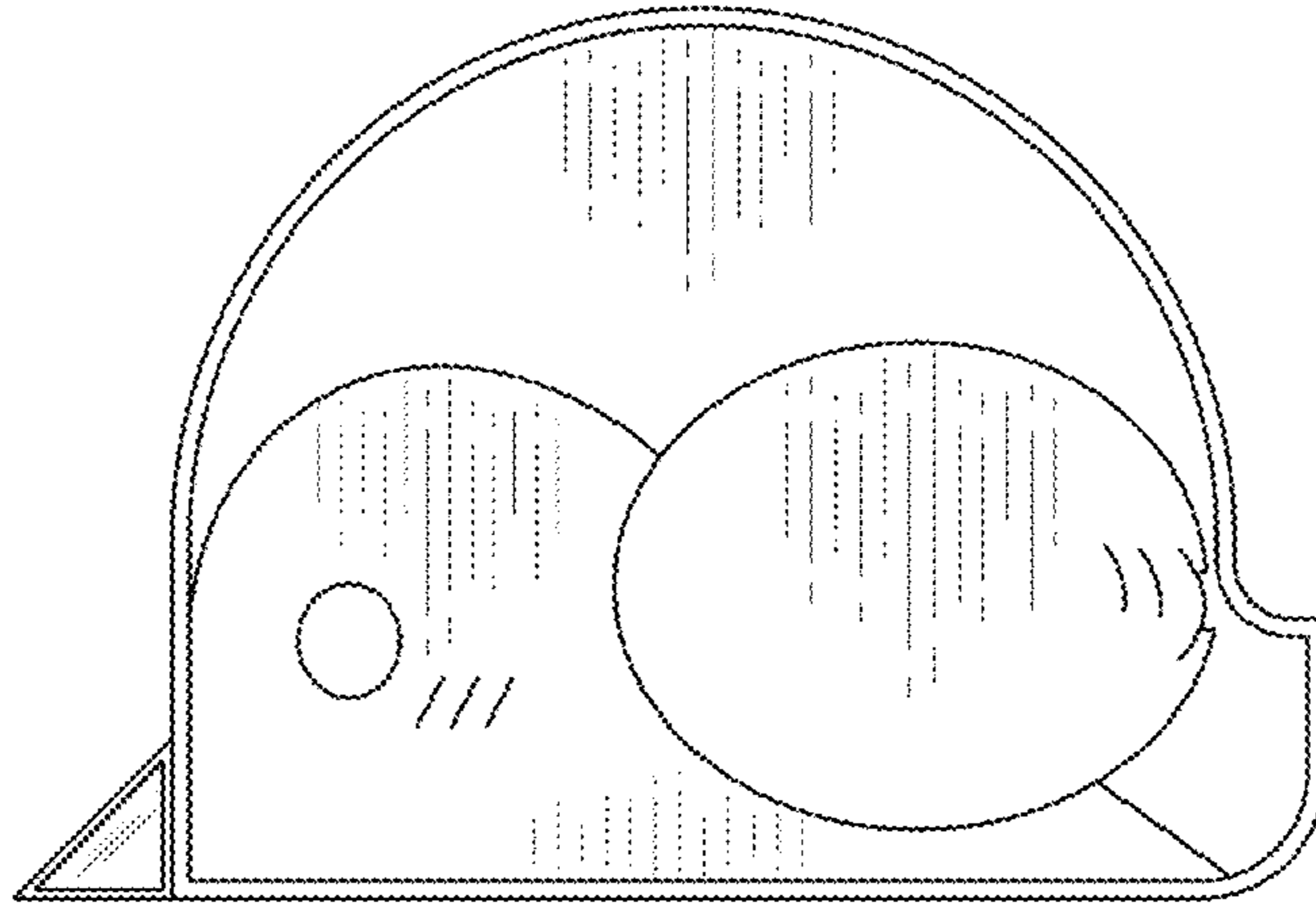


FIG.2

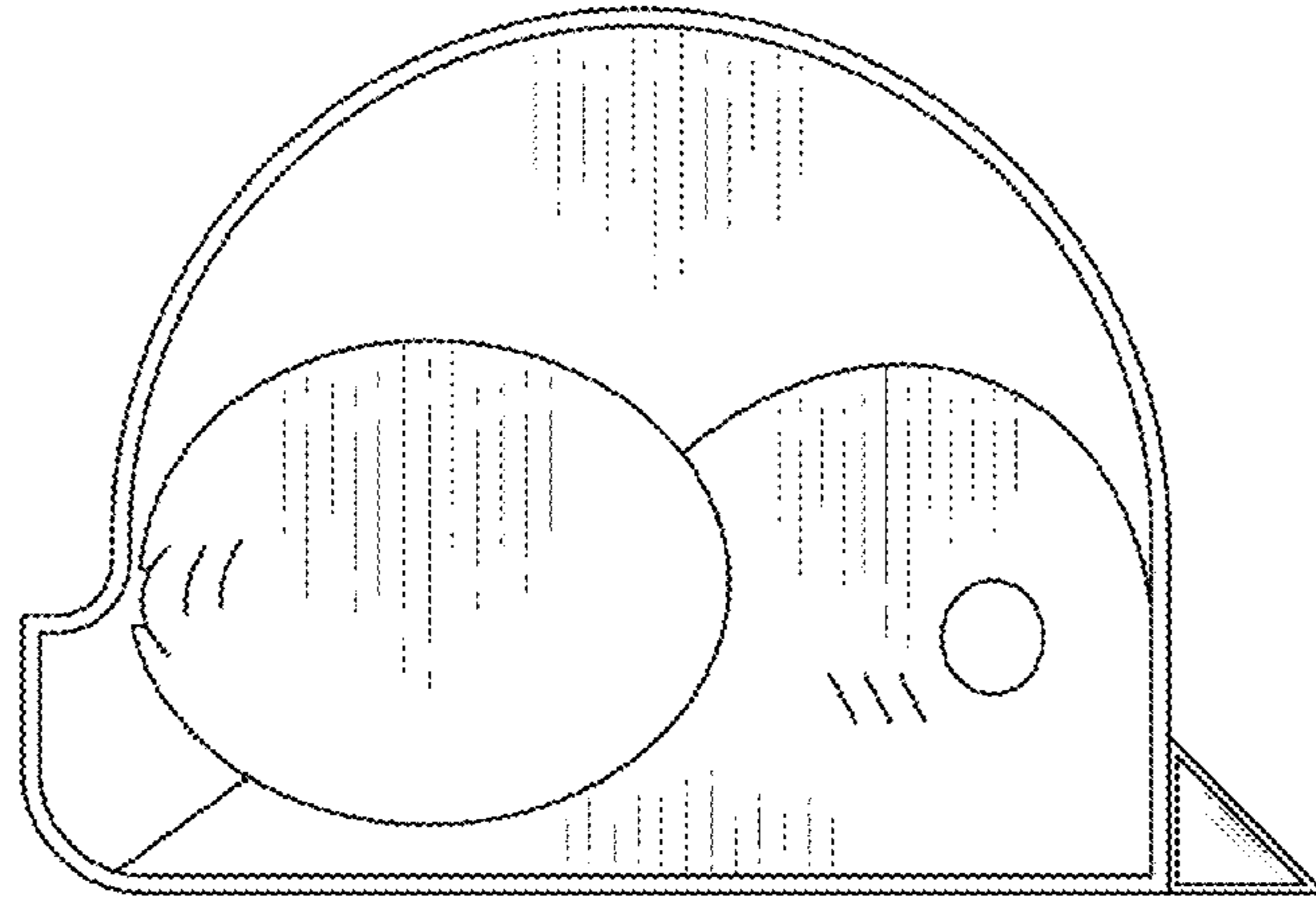


FIG.3




FIG.4




FIG.5




FIG.6



FIG. 7



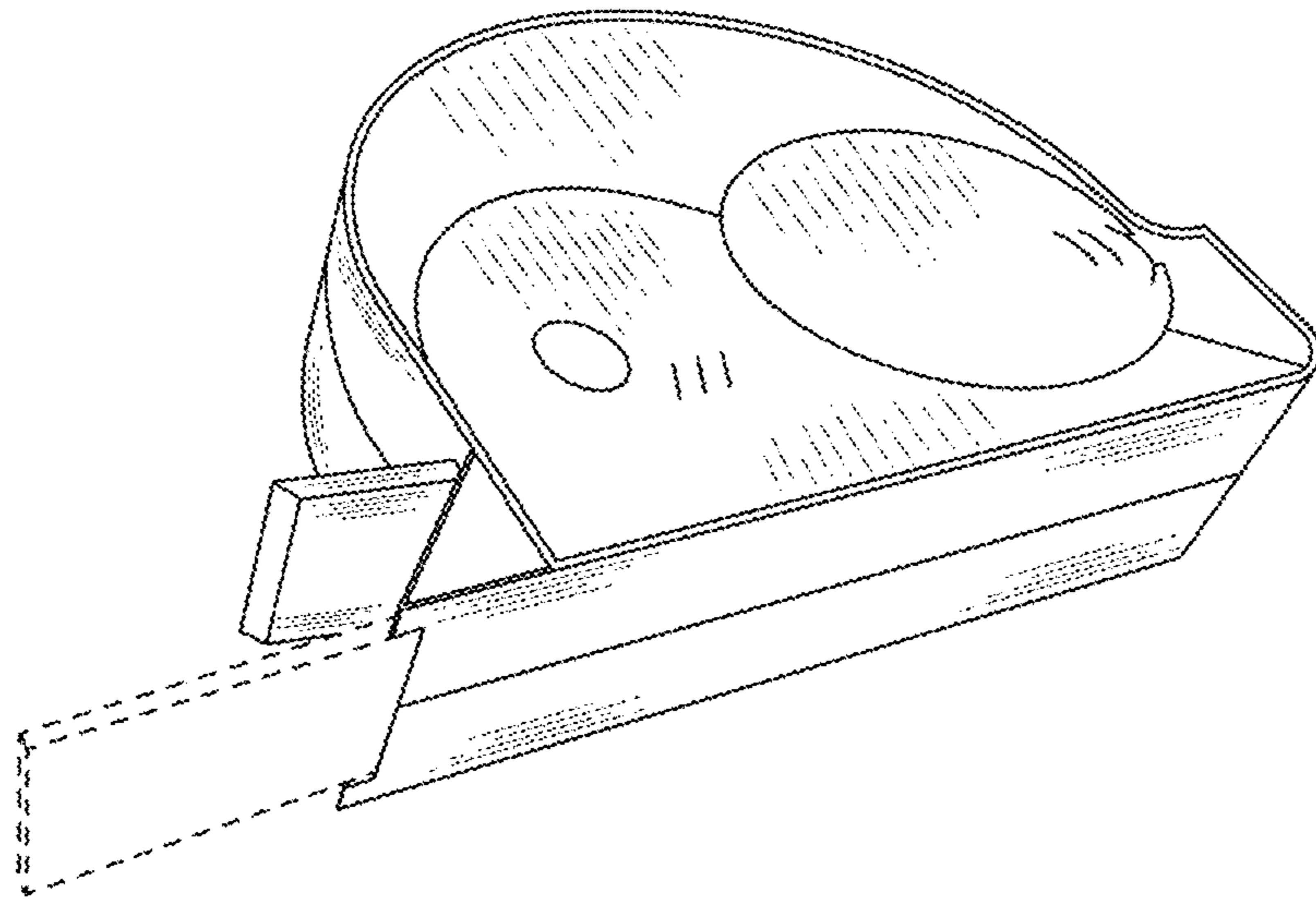


FIG. 8