

US00D975464S

(12) **United States Design Patent** (10) **Patent No.:** **US D975,464 S**
Du (45) **Date of Patent:** **** Jan. 17, 2023**

(54) **CHAIR**

FOREIGN PATENT DOCUMENTS

(71) Applicant: **Anji Weiyu Furniture Co., Ltd.**, Dipu (CN)

CN	302869111 S	7/2014
CN	302905821 S	8/2014
CN	304458442 S	1/2018
CN	304808927 S	9/2018

(72) Inventor: **Hui Du**, Dipu (CN)

(73) Assignee: **Anji Weiyu Furniture Co., Ltd.**, Dipu (CN)

OTHER PUBLICATIONS

(**) Term: **15 Years**

Woltu Set of 2 x Dining Chairs Pink Kitchen Side Dining Chairs Upholstered Seat for Counter Lounge Living Room Corner Accent Chairs with Arms Back Steel Legs in Golden Reception Chairs Velvet, u-buy.com, Retrieved Date: Oct. 5, 2022, pp. 1-2, from <https://www.u-buy.com.tw/en/product/1B5S0KOWA-woltu-set-of-2-x-dining-chairs-pink-kitchen-side-dining-chairs-upholstered-seat-for-counter-lounge-living-room-corner-accent-chairs-with-arms-back> (Year: 2022).*

(21) Appl. No.: **29/732,423**

(22) Filed: **Apr. 24, 2020**

(51) **LOC (14) Cl.** **06-01**

(52) **U.S. Cl.**
USPC **D6/374**

(58) **Field of Classification Search**
USPC D6/334-336, 366, 369, 371, 372, 373, D6/374, 375, 380, 716, 716.1, 716.2, D6/716.3, 716.4
CPC A47C 3/04; A47C 3/12; A47C 4/02; A47C 4/028; A47C 4/03; A47C 5/12; A47C 7/18; A47C 7/24
See application file for complete search history.

* cited by examiner

Primary Examiner — Mimosa De
(74) *Attorney, Agent, or Firm* — Fresh IP PLC; Clifford D. Hyra; Aubrey Y. Chen

(56) **References Cited**

U.S. PATENT DOCUMENTS

D794,349 S	*	8/2017	Levy	D6/374
D807,066 S	*	1/2018	Vance	D6/334
D891,805 S	*	8/2020	Li	D6/374
D891,807 S	*	8/2020	Li	D6/375
D892,525 S	*	8/2020	Killinger	D6/366
D895,995 S	*	9/2020	Killinger	D6/374
D920,695 S	*	6/2021	Li	D6/366
D954,457 S	*	6/2022	Huang	D6/374


(57) **CLAIM**

The ornamental design for a chair, as shown and described.

DESCRIPTION

FIG. 1 is a front perspective view of a chair; FIG. 2 is a side perspective view thereof; FIG. 3 is a perspective view thereof; FIG. 4 is a rear perspective view thereof; and, FIG. 5 is a top plan view thereof.

1 Claim, 5 Drawing Sheets



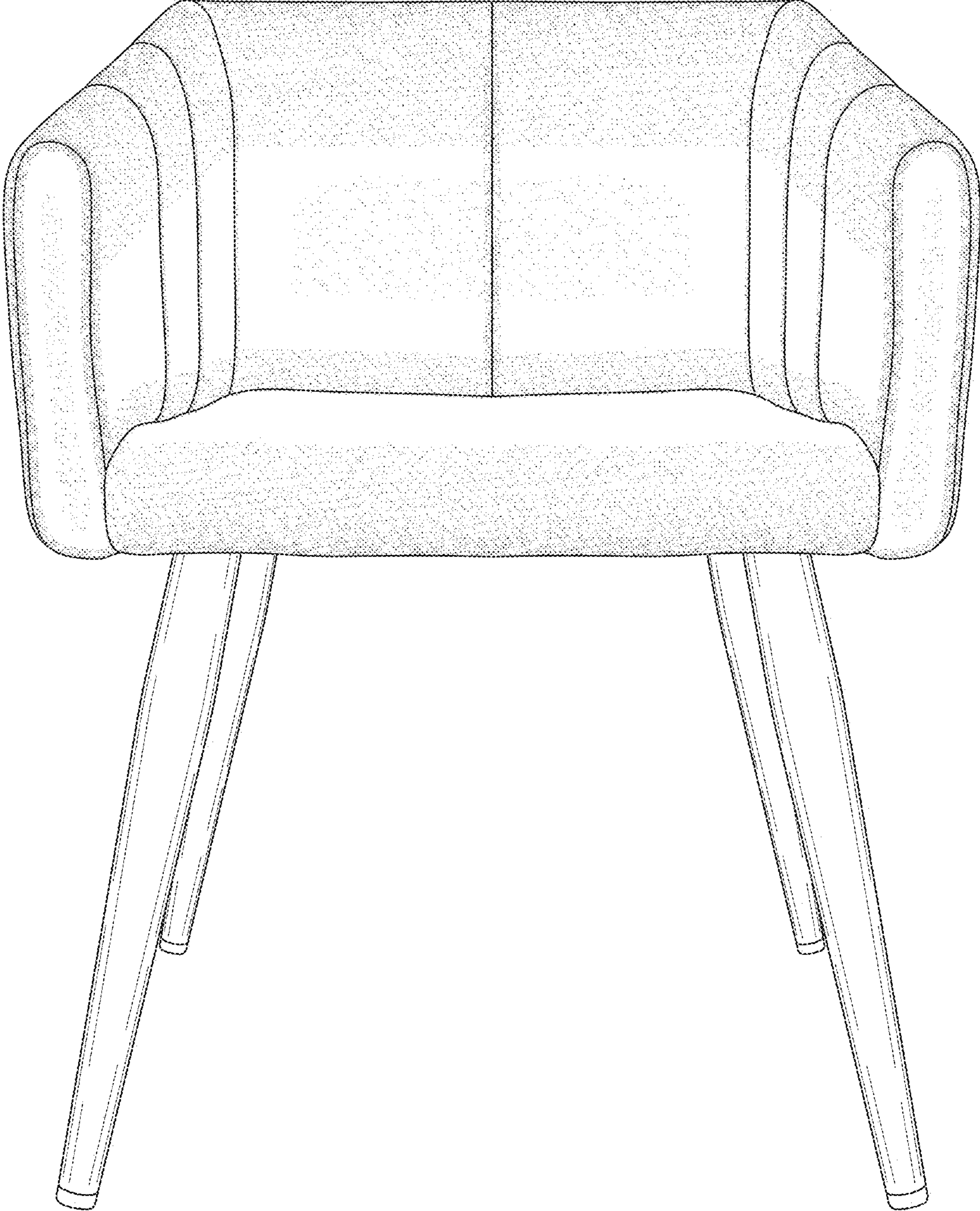


FIG. 1

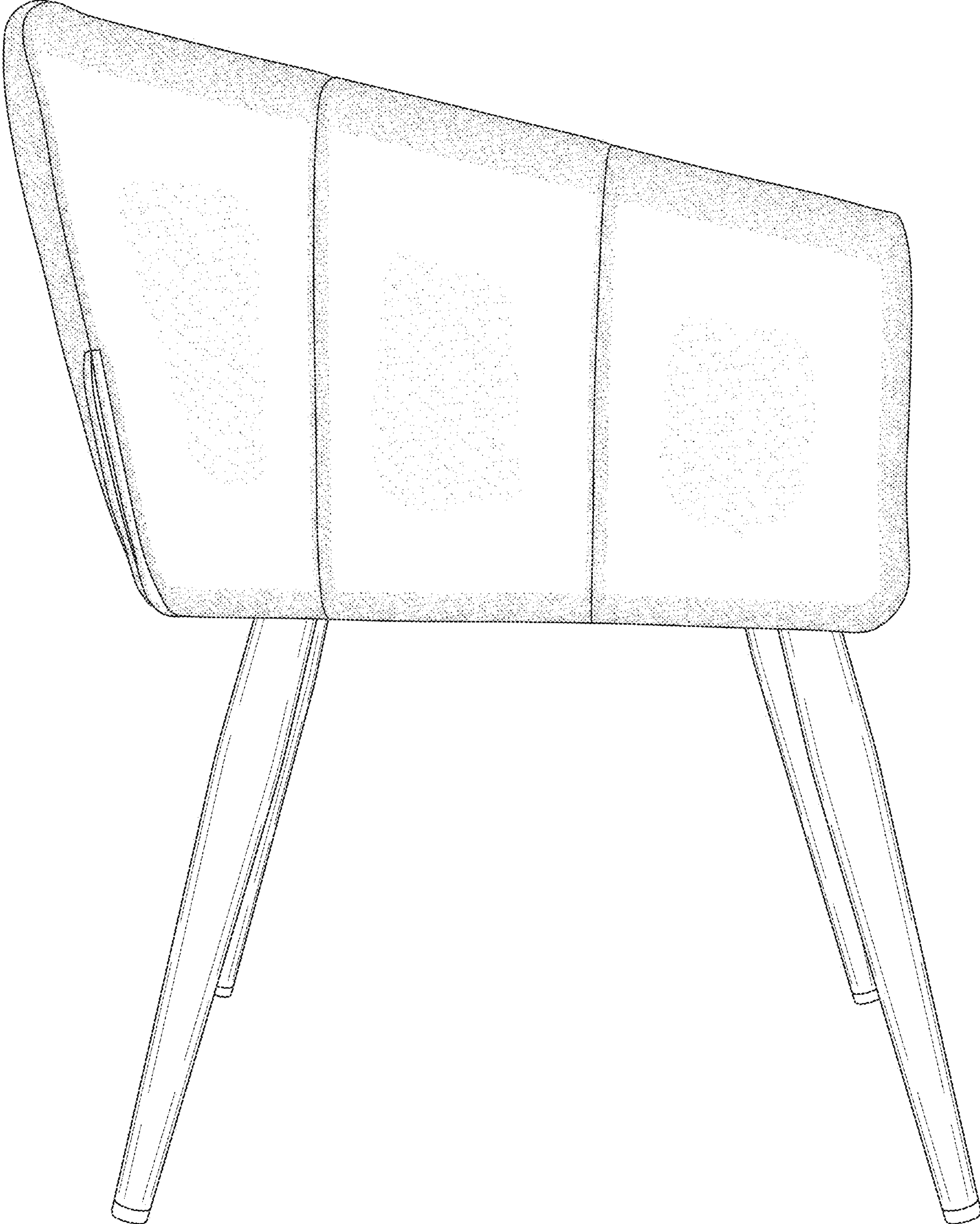


FIG. 2




FIG. 3

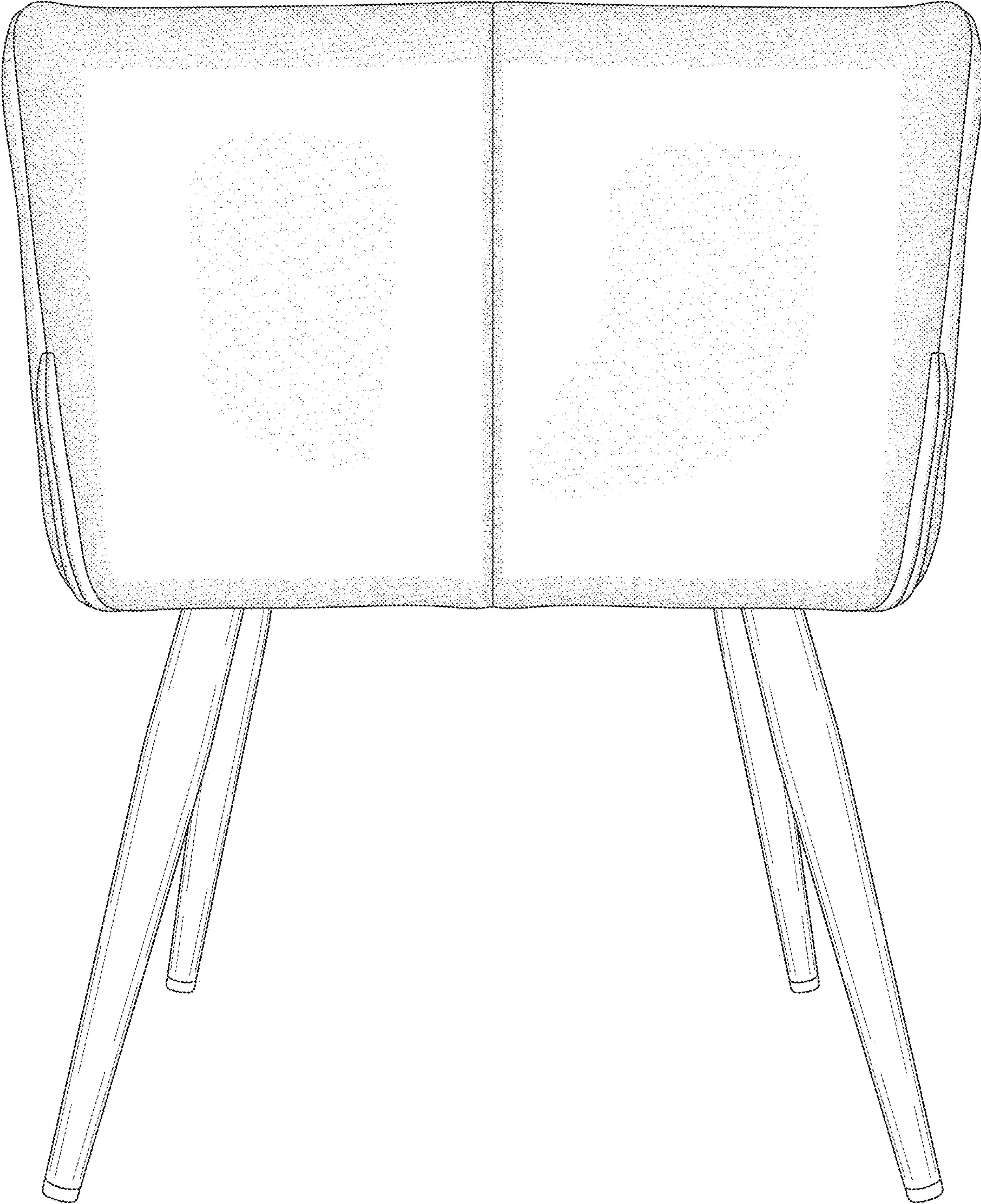


FIG. 4

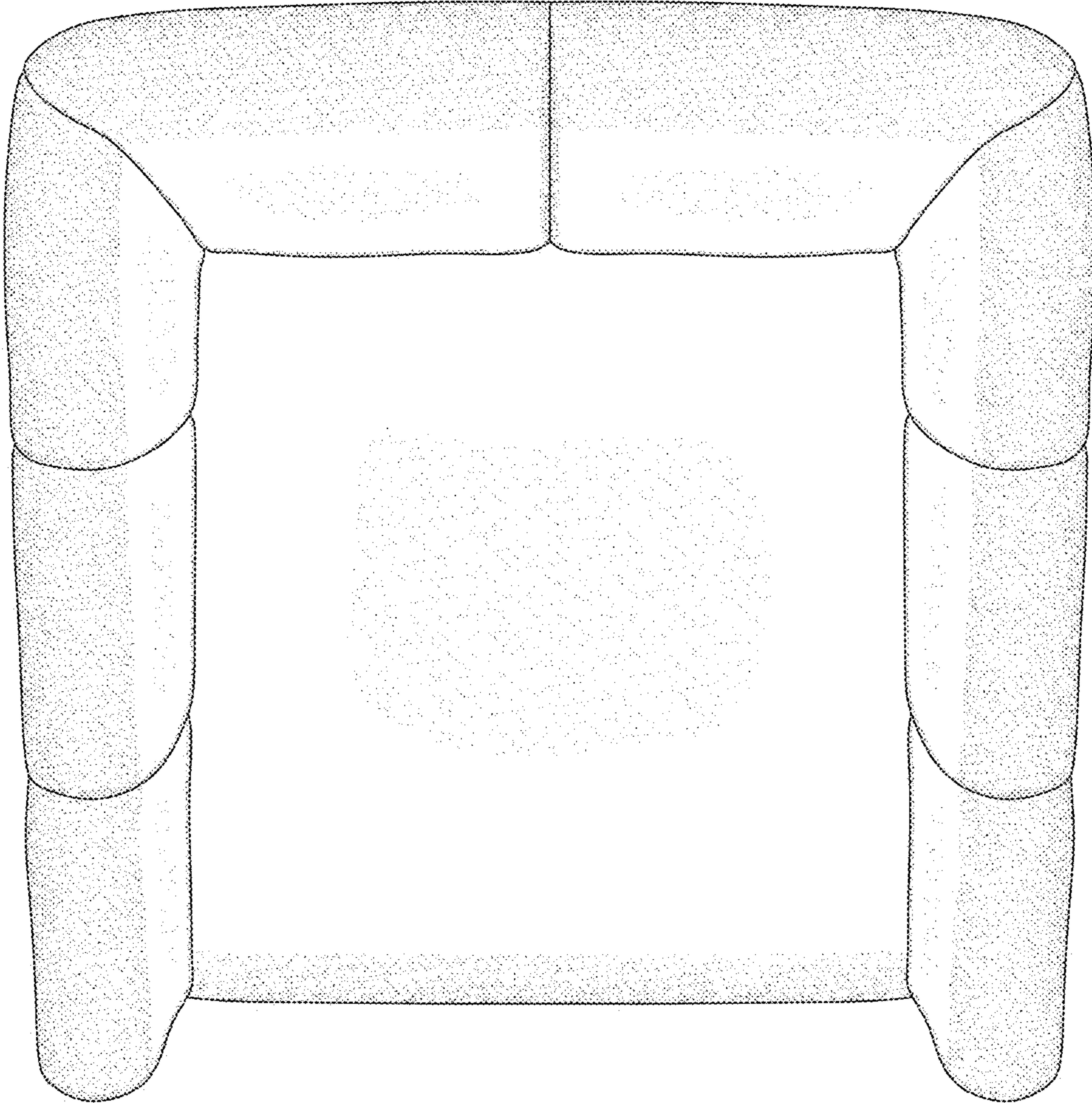


FIG. 5