



US00D975459S

(12) **United States Design Patent**
Shen et al.

(10) **Patent No.: US D975,459 S**
(45) **Date of Patent: ** *Jan. 17, 2023**

(54) **OFFICE CHAIR**

(71) Applicant: **Dongguan ChangYu Furniture Co. Ltd, Dongguan (CN)**

(72) Inventors: **Guicheng Shen, Dongguan (CN); Donglang He, Dongguan (CN)**

(*) Notice: This patent is subject to a terminal disclaimer.

(**) Term: **15 Years**

(21) Appl. No.: **29/694,107**

(22) Filed: **Jun. 7, 2019**

(51) **LOC (14) Cl. 06-01**

(52) **U.S. Cl.**
USPC **D6/366**

(58) **Field of Classification Search**

USPC D6/356, 364, 365, 366, 367, 379, 716, D6/716.4, 716.7, 360, 380; D21/521, 695
CPC A47C 1/03294; A47C 1/034; A47C 1/032; A47C 1/031; A47C 1/023; A47C 3/029; A47C 3/027; A47C 3/04; A47C 3/02; A47C 3/12; A47C 4/03; A47C 4/04; A47C 5/12; A47C 7/029; A47C 7/02; A47C 7/18; A47C 7/28; A47C 7/32; A47C 7/38; A47C 7/40; A47C 7/44; A47C 7/46; A47C 7/54; A47C 7/425; A47C 7/445; A47C 31/023; A47C 31/04; B60R 2/0284; B60R 2/062; B60R 22/001; B60R 22/24; B60R 22/28; B60R 22/58; B60R 22/64; B60R 22/68; B60R 22/80; B60R 22/99; B60R 22/245; B60R 22/643; B60R 22/646; B60R 22/665; B60R 22/686; B60R 22/688; B60R 22/803; B60R 22/986; B60R 22/914; B60R 22/995; F16B 2/08; F16B 45/00; Y10S 297/01; A47D 13/10

See application file for complete search history.

(56) **References Cited**

U.S. PATENT DOCUMENTS

D576,813	S	*	9/2008	Baldanzi	D6/366
D576,814	S	*	9/2008	Baldanzi	D6/366
D638,635	S	*	5/2011	Sander	D6/366
D650,617	S	*	12/2011	Chen	D6/366
D661,916	S	*	6/2012	Chen	D6/366
D665,590	S	*	8/2012	Wagner	D6/366
D694,541	S	*	12/2013	Breen	D6/366
D695,538	S	*	12/2013	Geelen	D6/366
D697,732	S	*	1/2014	Wan	D6/366
D755,532	S	*	5/2016	Su	D6/366
D792,717	S	*	7/2017	Webb	D6/366
D801,741	S	*	11/2017	Zhu	D6/366
D802,314	S	*	11/2017	Barber	D6/366
D895,996	S	*	9/2020	Shen	D6/379
D902,614	S	*	11/2020	Peng	D6/366
D903,353	S	*	12/2020	Meda	D6/366
D913,007	S	*	3/2021	Shen	D6/376

(Continued)

Primary Examiner — Kevin K Rudzinski

Assistant Examiner — Paul D Bohannon

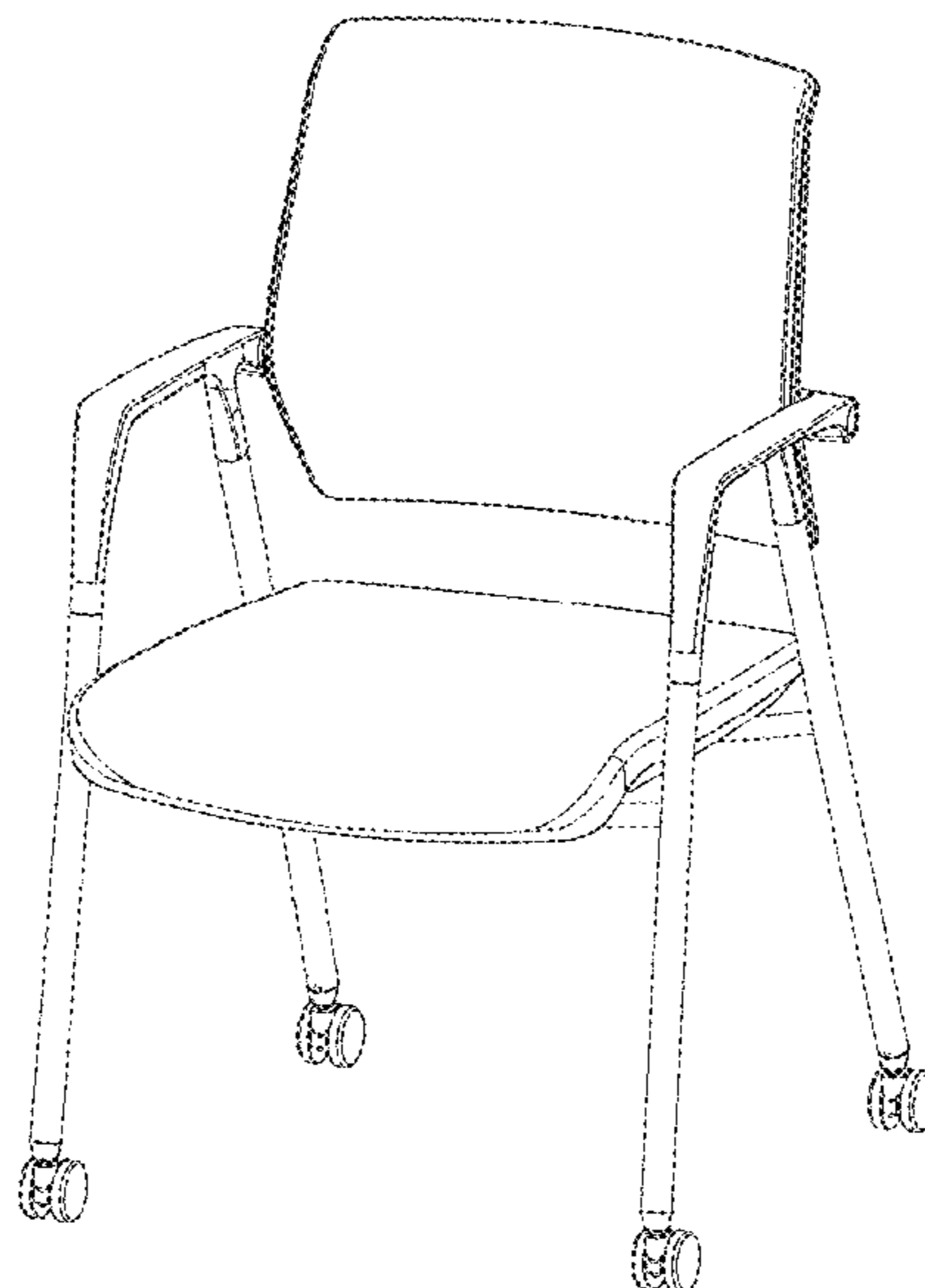
(57) **CLAIM**

The ornamental design for an office chair, as shown and described.

DESCRIPTION

FIG. 1 is a front elevational view of an office chair showing the claimed new design;
FIG. 2 is a rear elevational view thereof;
FIG. 3 is a left elevational view thereof;
FIG. 4 is a right elevational view thereof;
FIG. 5 is a top plan view thereof;
FIG. 6 is a bottom plan view thereof;
FIG. 7 is a front perspective view thereof; and,
FIG. 8 is a rear perspective view.
Any broken lines immediately adjacent to the claimed portions are boundaries, all other broken lines are environmental structures; all the broken lines form no part of the claimed design.

1 Claim, 8 Drawing Sheets



(56)

References Cited

U.S. PATENT DOCUMENTS

D924,594 S * 7/2021 Zhong D6/366
D931,640 S * 9/2021 Feng D6/366

* cited by examiner

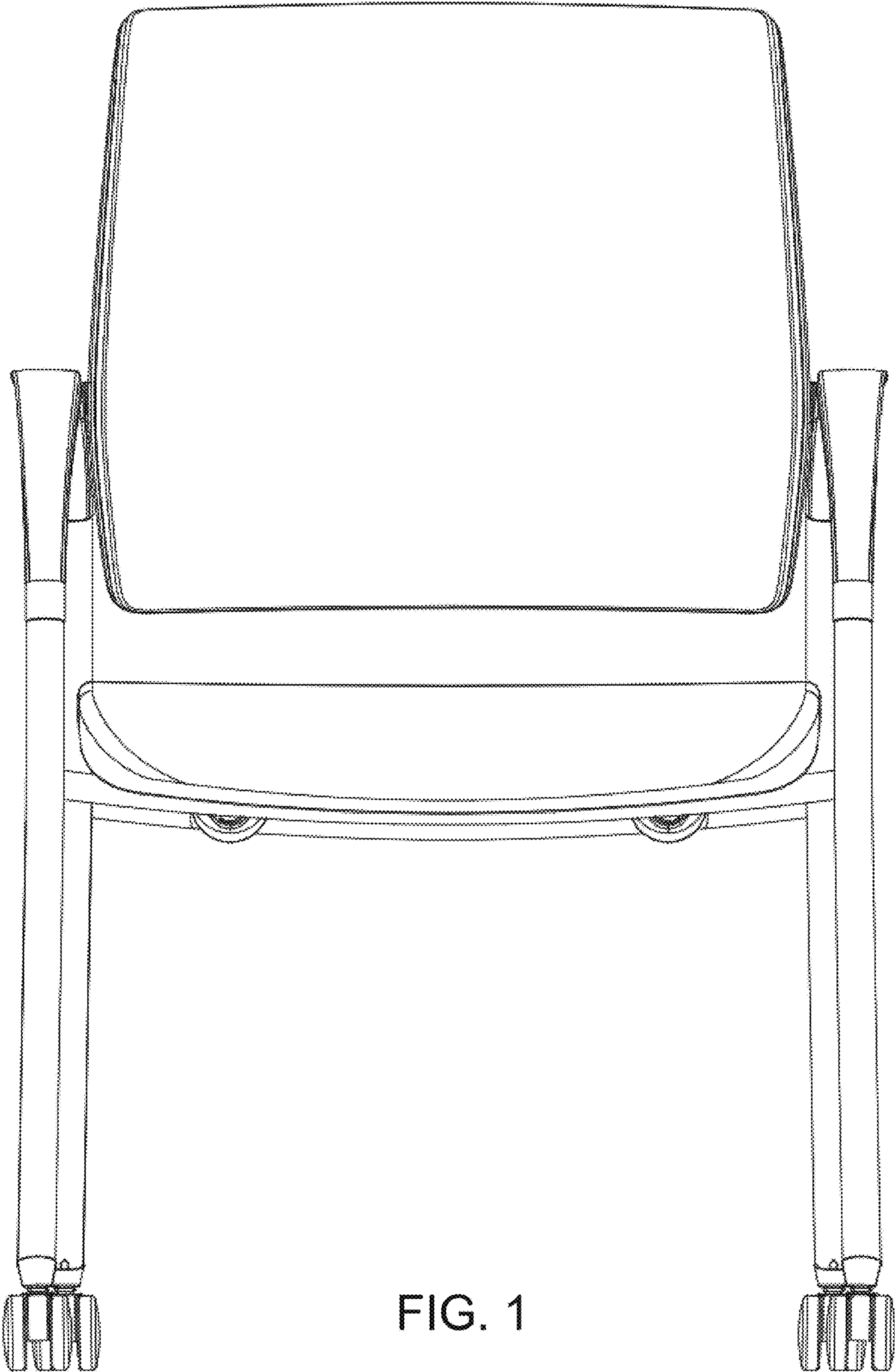


FIG. 1

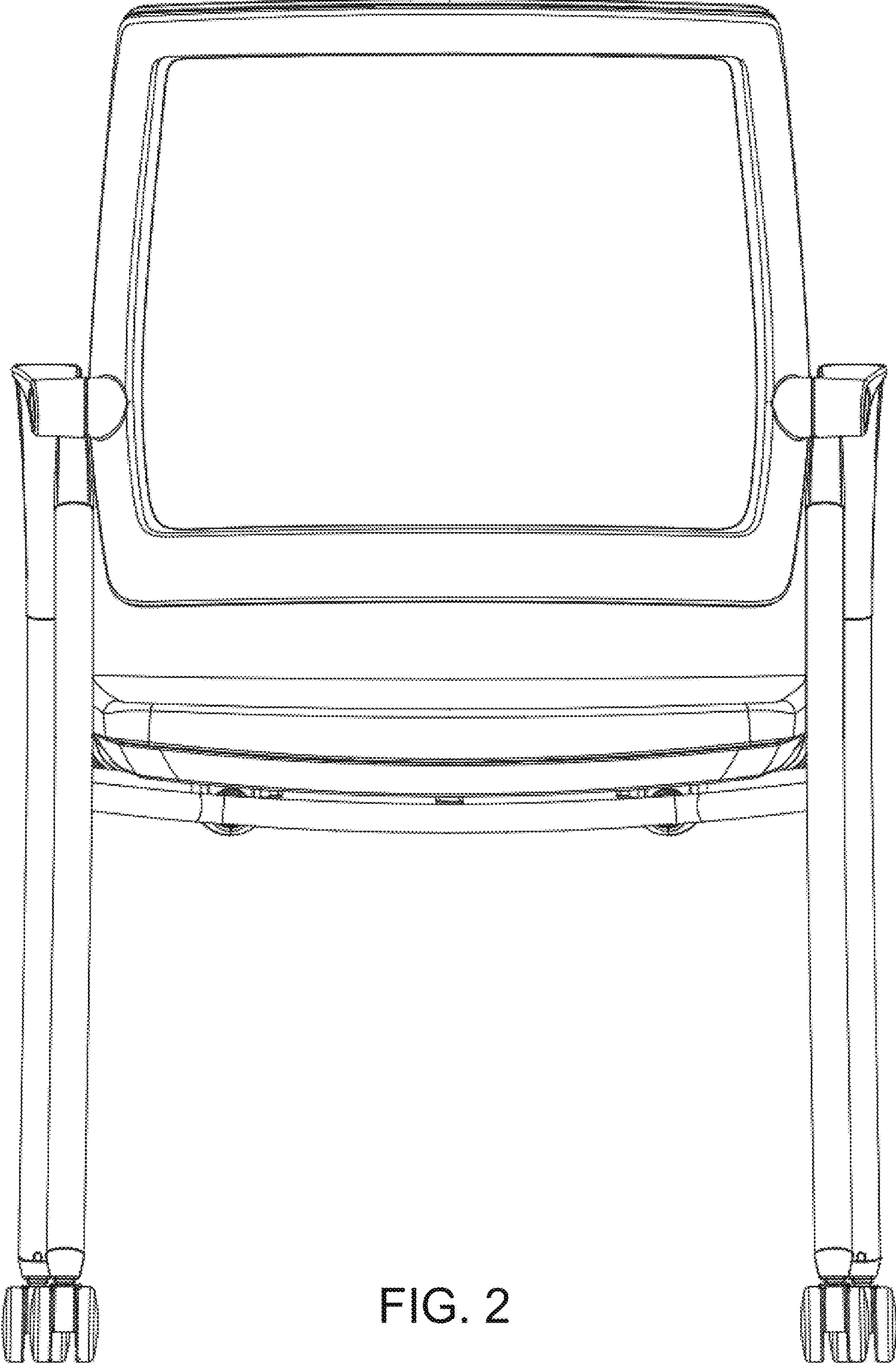


FIG. 2

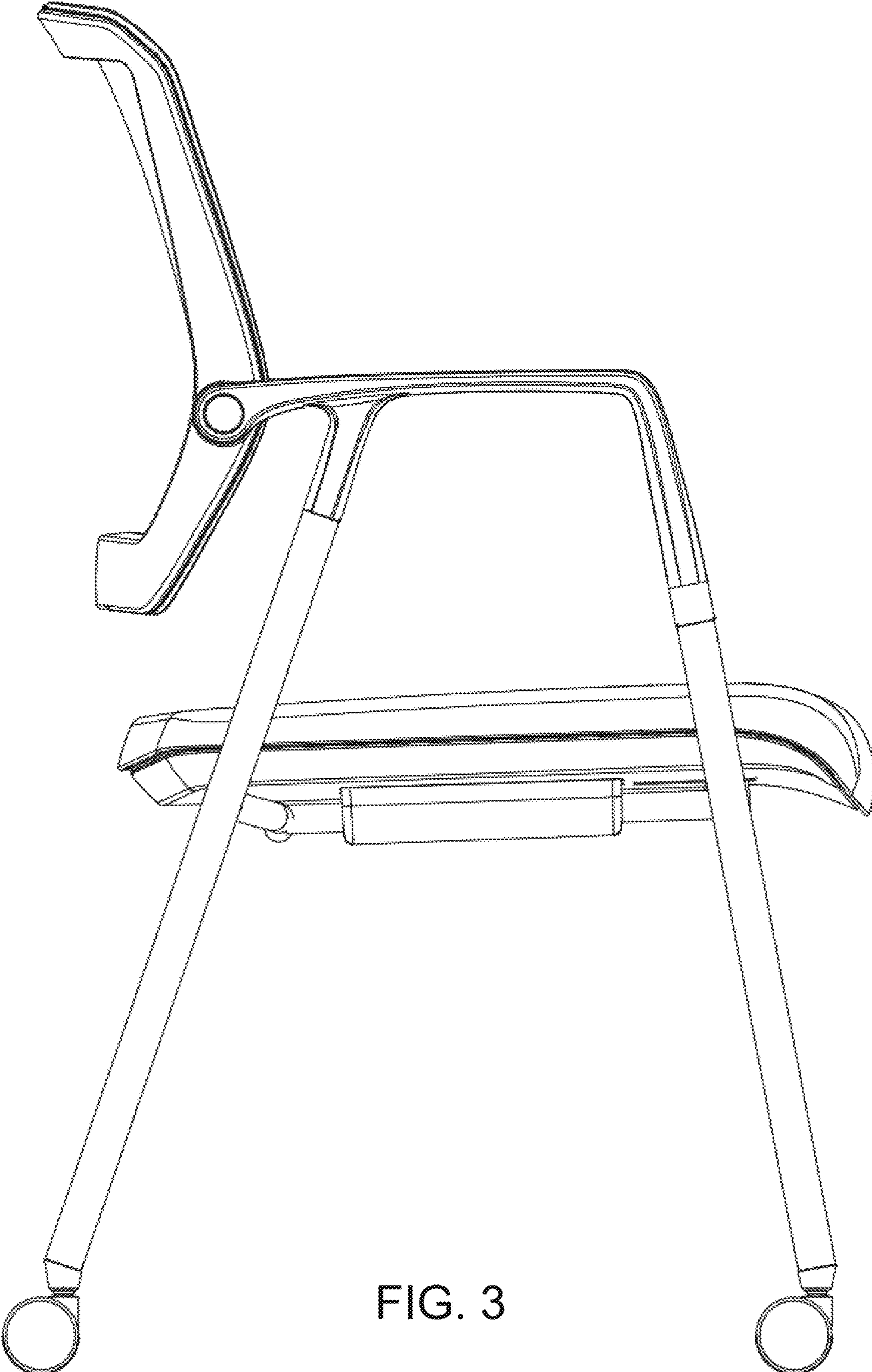


FIG. 3

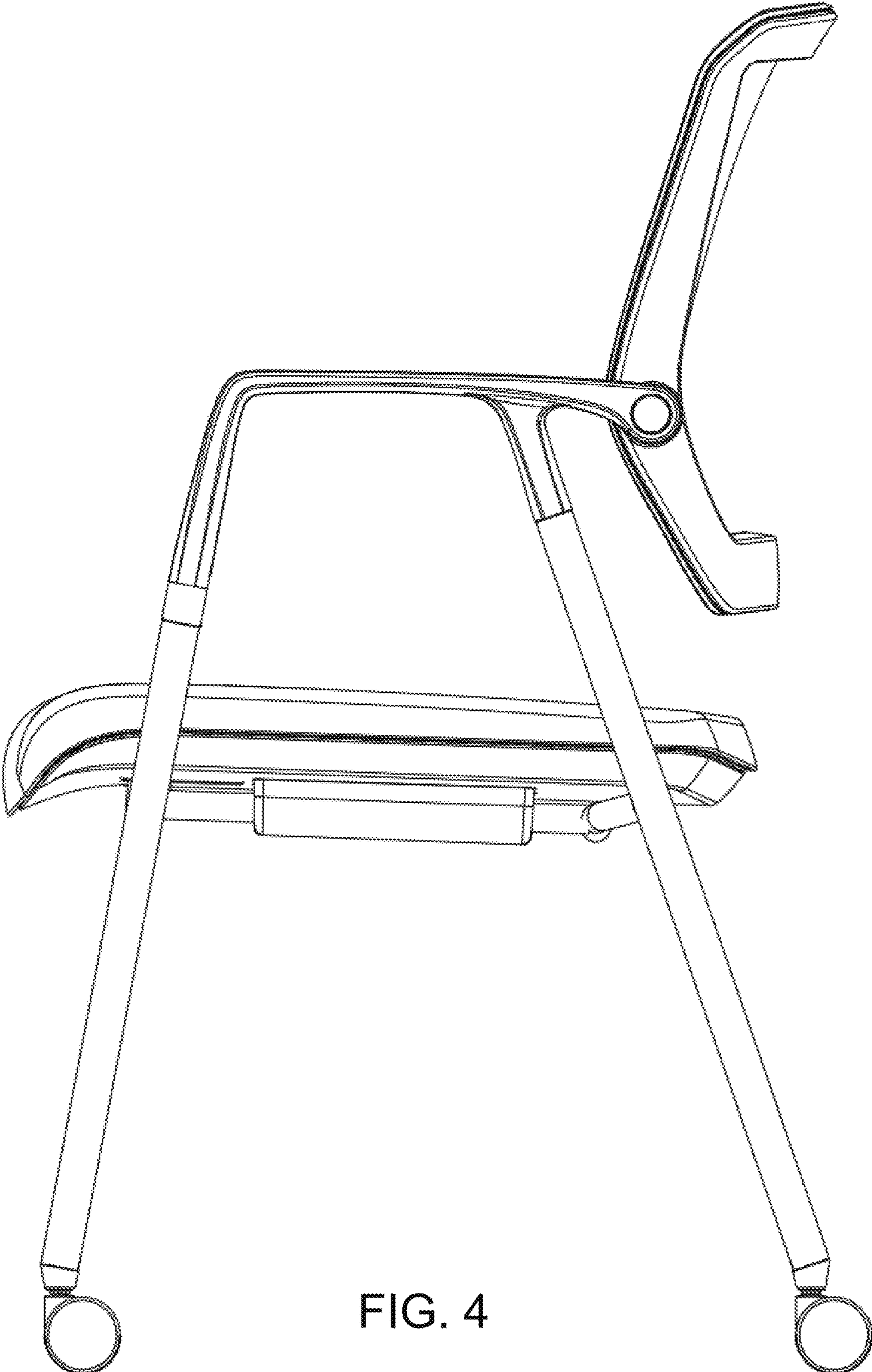


FIG. 4

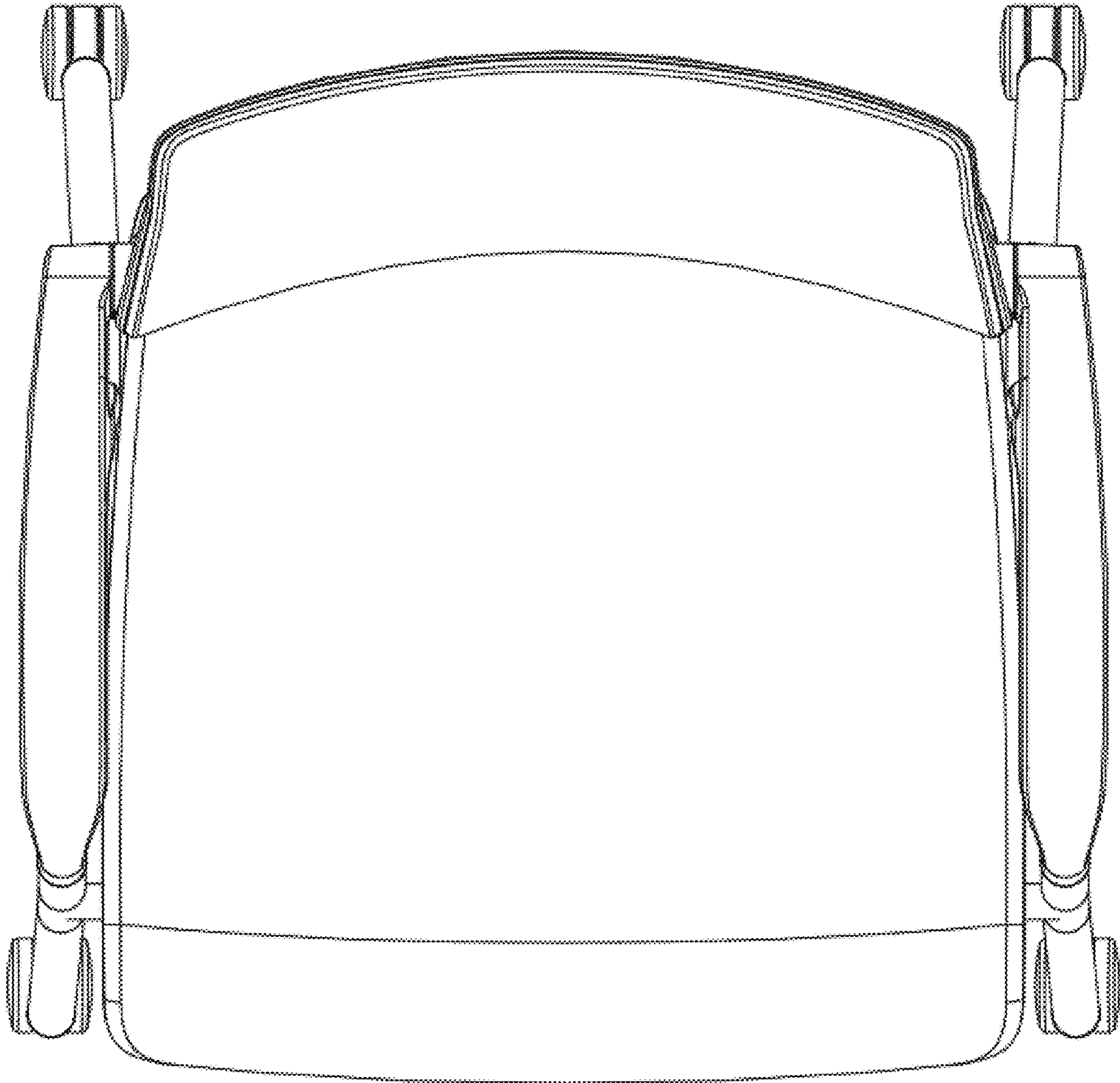


FIG. 5

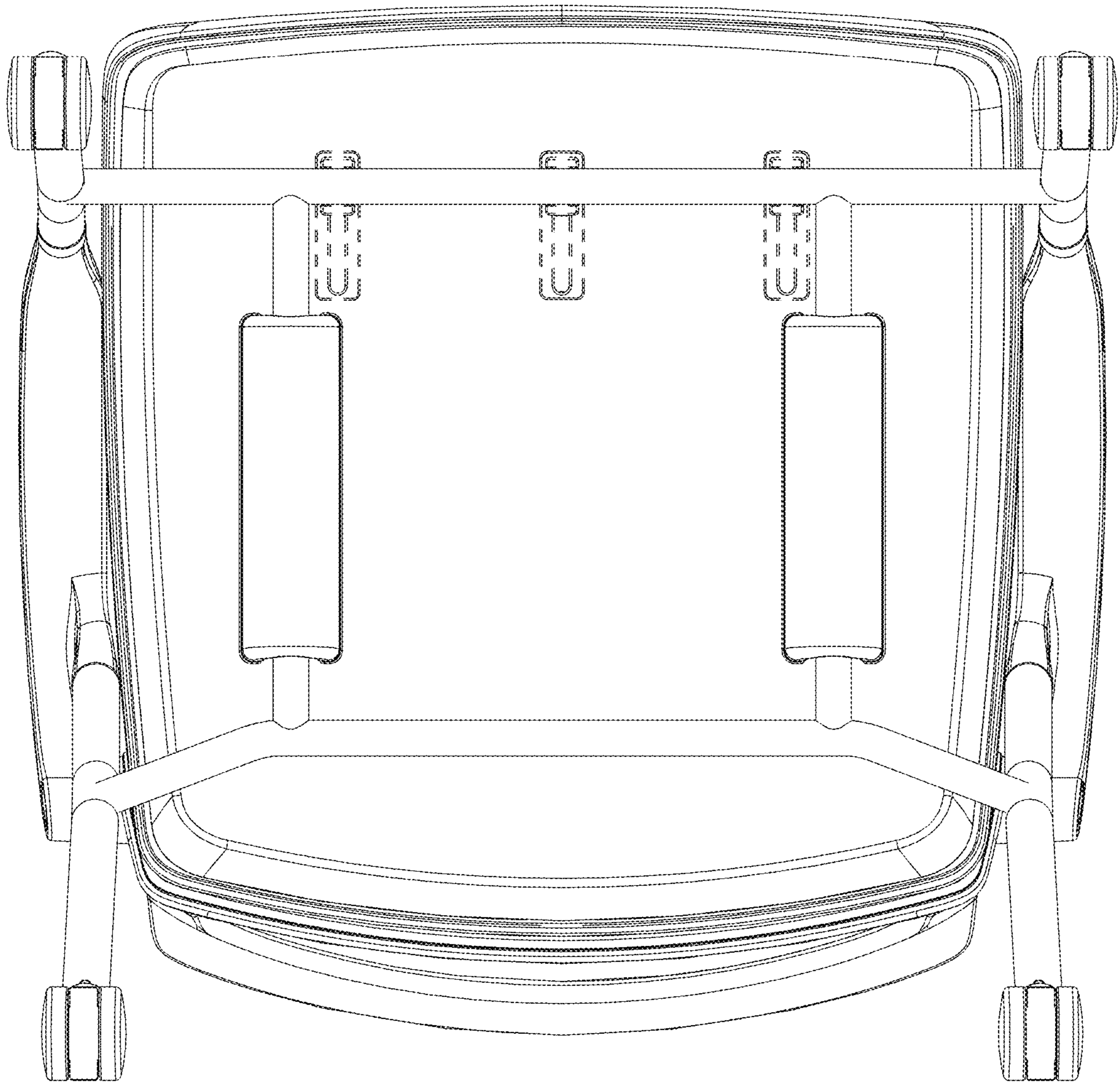


FIG. 6

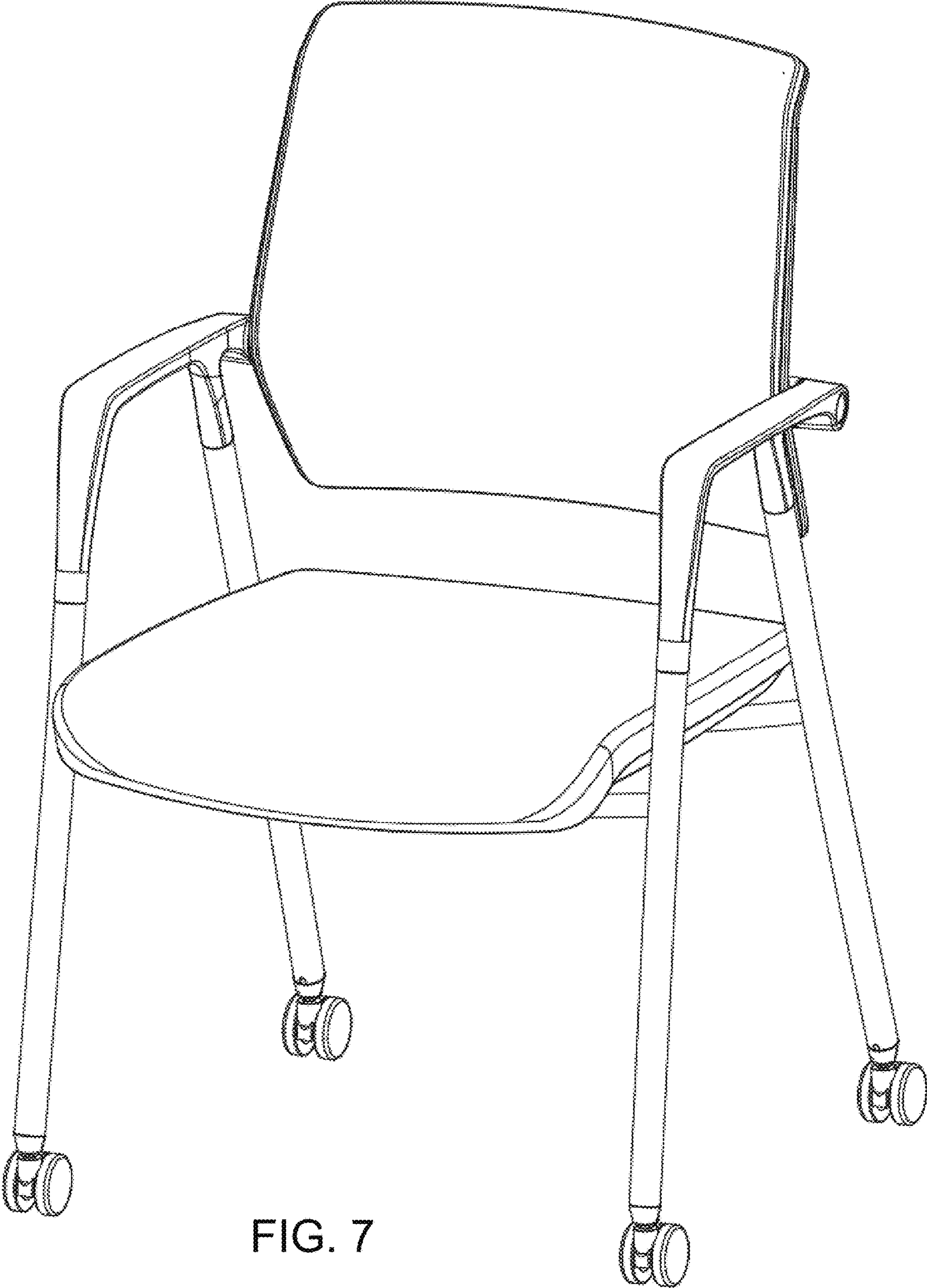


FIG. 7

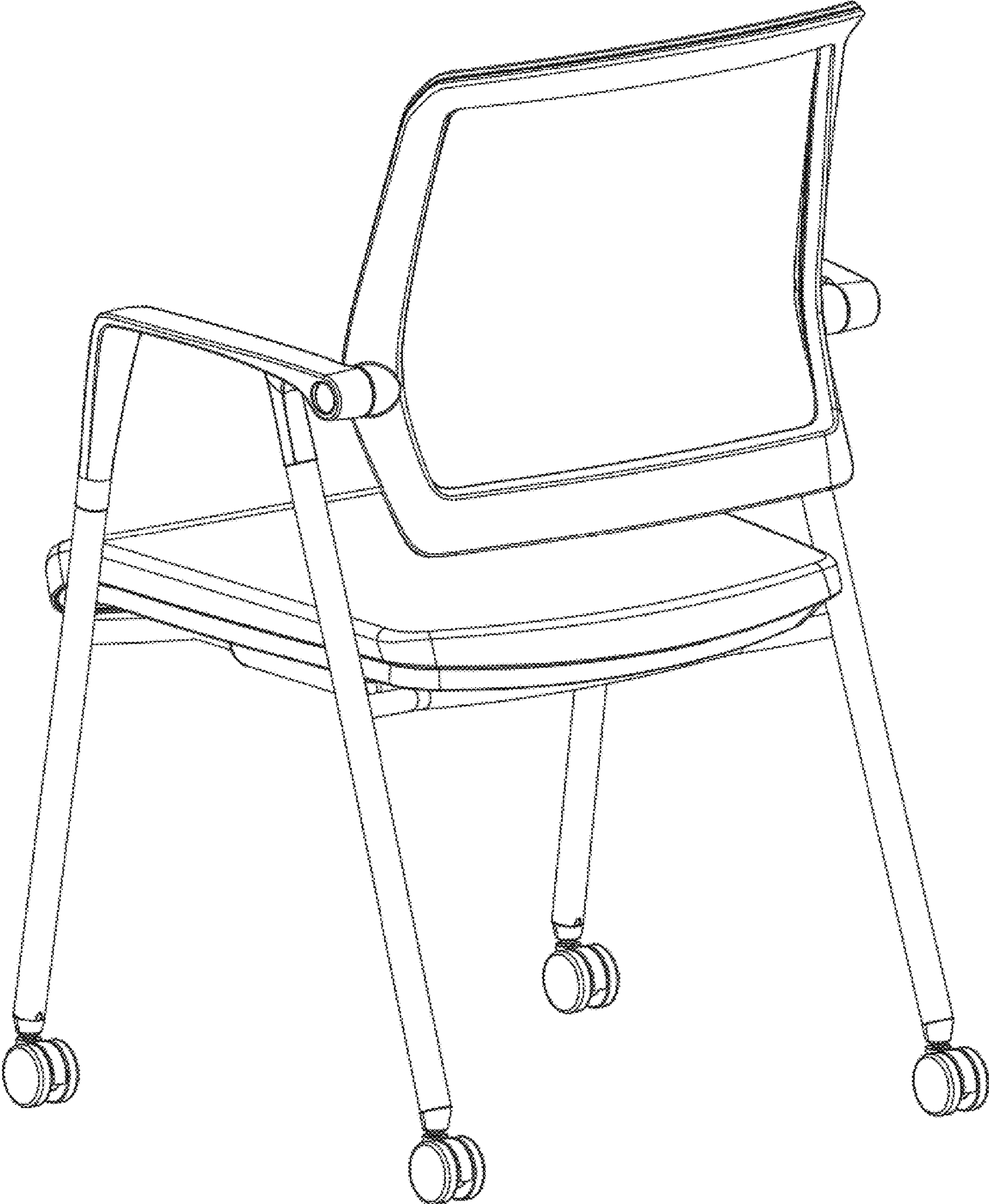


FIG. 8