



US00D975400S

(12) **United States Design Patent** (10) **Patent No.:** **US D975,400 S**
Yu (45) **Date of Patent:** **** Jan. 17, 2023**

(54) **ADULT SWADDLE**
(71) Applicant: **Shenzhen Tuoqianqian Trading Co., Ltd., Shenzhen (CN)**
(72) Inventor: **Ying Yu, Shenzhen (CN)**
(**) Term: **15 Years**
(21) Appl. No.: **29/846,984**
(22) Filed: **Jul. 20, 2022**
(51) **LOC (14) Cl.** **02-02**
(52) **U.S. Cl.**
USPC **D2/719**
(58) **Field of Classification Search**
USPC D2/719, 720, 726, 727, 757, 774, 800,
D2/823, 828, 837, 830; 2/69.5, 75, 84;
5/413 R
CPC A41D 27/10; A41D 2200/20; A41D 10/00;
A41D 13/1236; A47G 9/06; A47G 9/08;
A47G 9/086; A47G 9/064; A47G 9/066;
A41B 13/06
See application file for complete search history.

5,533,216 A * 7/1996 Thier A47G 9/086
5/413 R
6,643,870 B2 * 11/2003 Bertrand A47G 9/066
5/636
7,647,656 B2 * 1/2010 Smith A41D 15/04
5/413 R
D626,309 S * 11/2010 Abrams D2/719
D693,987 S 11/2013 Wagner et al.
8,695,133 B2 * 4/2014 Christensen A41B 13/06
5/413 R
8,943,614 B2 * 2/2015 Salinas A42B 1/046
2/87
D765,949 S * 9/2016 Svensrud D2/719
D786,533 S 5/2017 Rodriguez Bosch et al.
D798,537 S * 10/2017 Dubois D2/719
(Continued)

FOREIGN PATENT DOCUMENTS

CN 3323288 * 9/2003
CN 3574542 * 11/2006
(Continued)

Primary Examiner — Karen E Eldridge Powers
(74) *Attorney, Agent, or Firm* — Che-Yang Chen; Law Office of Michael Chen

(56) **References Cited**

U.S. PATENT DOCUMENTS

2,378,434 A * 6/1945 Robinson A47G 9/086
5/413 R
2,932,827 A * 4/1960 Munro, Jr. A41B 13/06
2/69.5
3,831,206 A * 8/1974 Geary A47G 9/086
5/413 R
D246,746 S * 12/1977 Dyer D2/724
4,507,805 A * 4/1985 Calutoiu A41D 15/04
5/413 R
4,759,082 A * 7/1988 Mulligan A41D 15/04
2/69.5
4,790,040 A * 12/1988 Grilliot A47G 9/086
5/413 R
4,980,928 A * 1/1991 Ellis A41D 15/04
2/209.12


(57) **CLAIM**

The ornamental design for an adult swaddle, as shown and described.

DESCRIPTION

FIG. 1 is a front, top and right side perspective view of an adult swaddle showing my new design;
FIG. 2 is a front elevational view thereof;
FIG. 3 is a rear elevational view thereof;
FIG. 4 is a left side elevational view thereof;
FIG. 5 is a right side elevational view thereof;
FIG. 6 is a top plan view thereof; and,
FIG. 7 is a bottom plan view thereof.

1 Claim, 7 Drawing Sheets



(56)

References Cited

U.S. PATENT DOCUMENTS

D838,436 S * 1/2019 Tang D2/719
D851,362 S * 6/2019 Barski D2/719
D899,145 S * 10/2020 Ngan D6/603
2004/0199998 A1 * 10/2004 Shinner A47G 9/1045
5/482
2009/0271909 A1 * 11/2009 Hegland A47G 9/086
2/69.5
2010/0122393 A1 * 5/2010 Light A41D 13/0015
2/84
2010/0218299 A1 * 9/2010 Damir A41B 13/06
2/69.5
2015/0230526 A1 * 8/2015 Flora A47G 9/086
5/413 R

FOREIGN PATENT DOCUMENTS

CN 303867808 * 9/2016
CN 307008608 * 12/2021
CN 307263039 * 4/2022

* cited by examiner



FIG.1

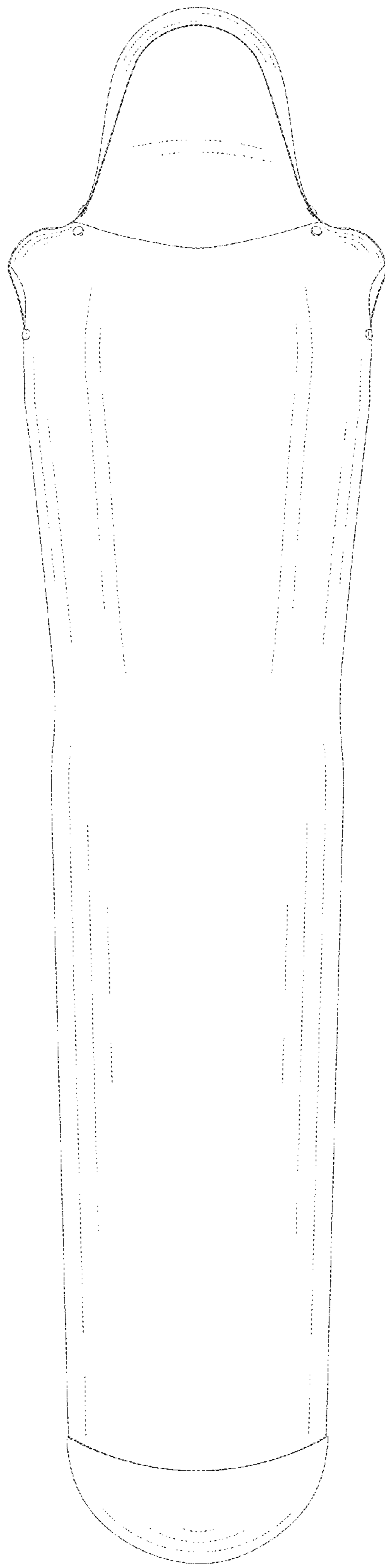


FIG. 2

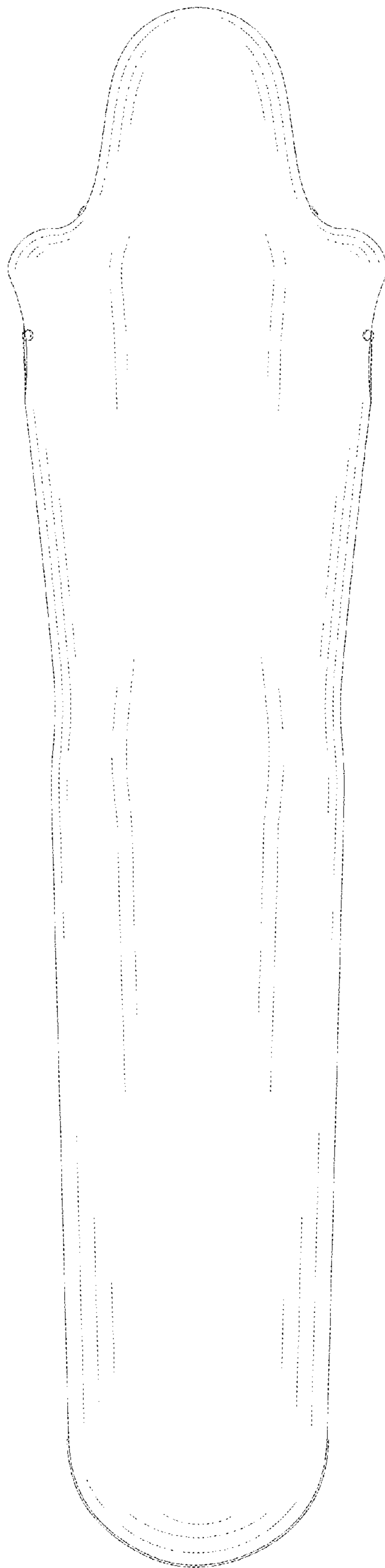


FIG. 3

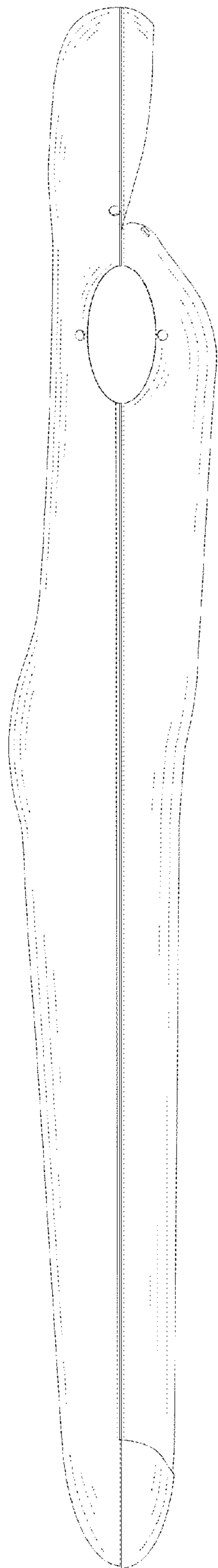


FIG. 4

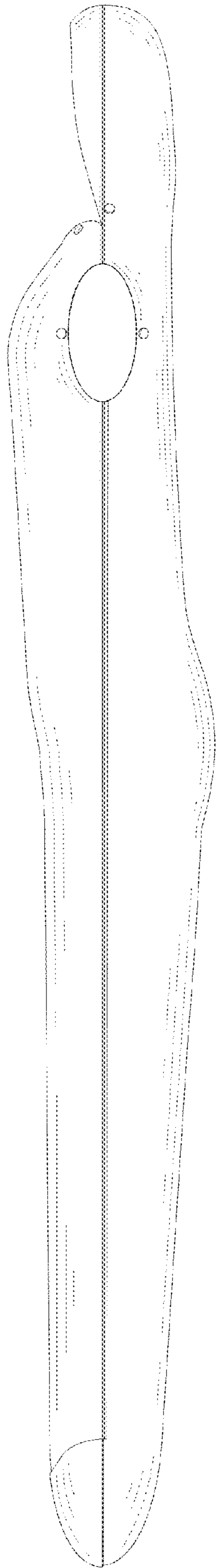


FIG. 5

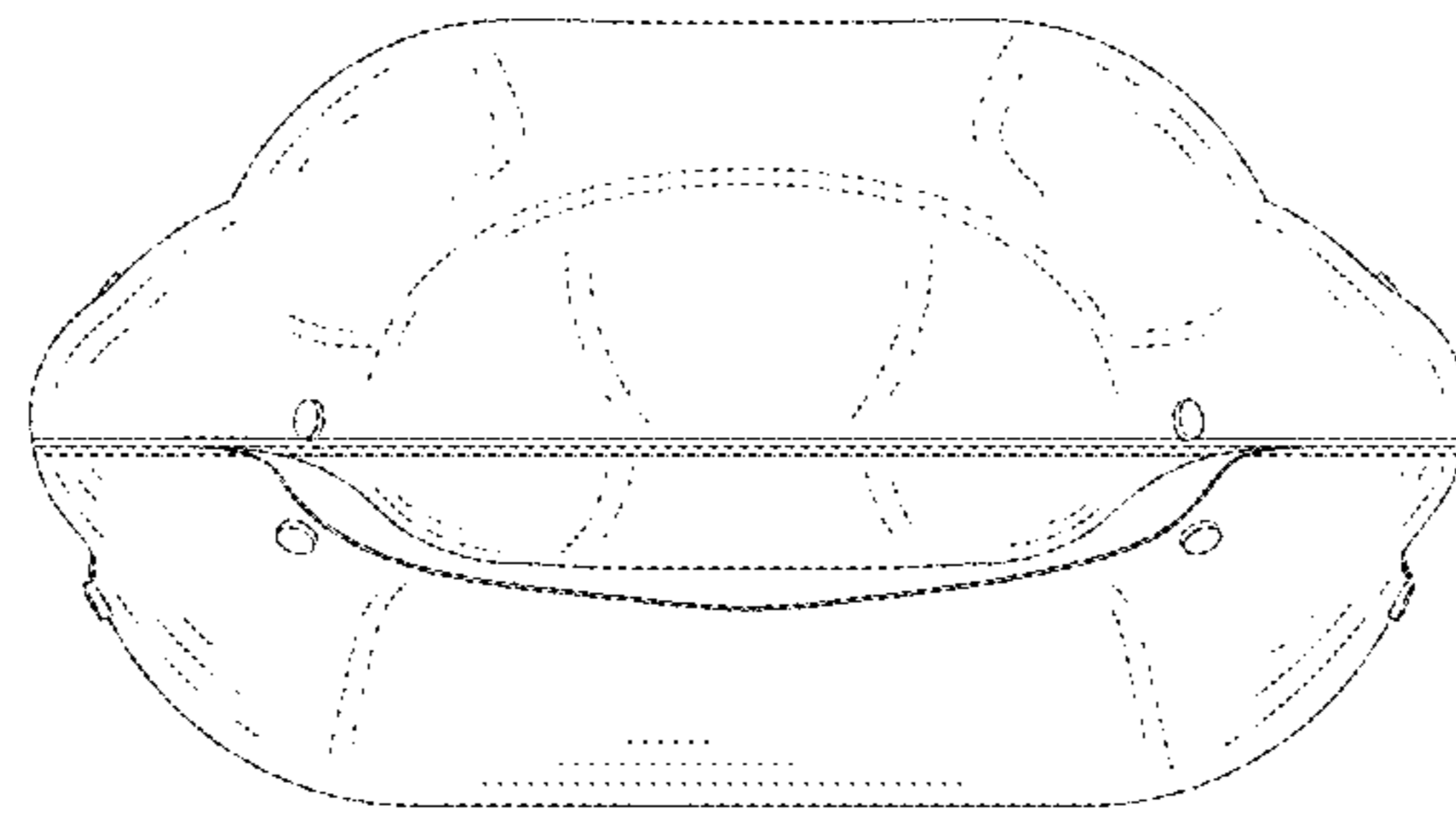


FIG.6

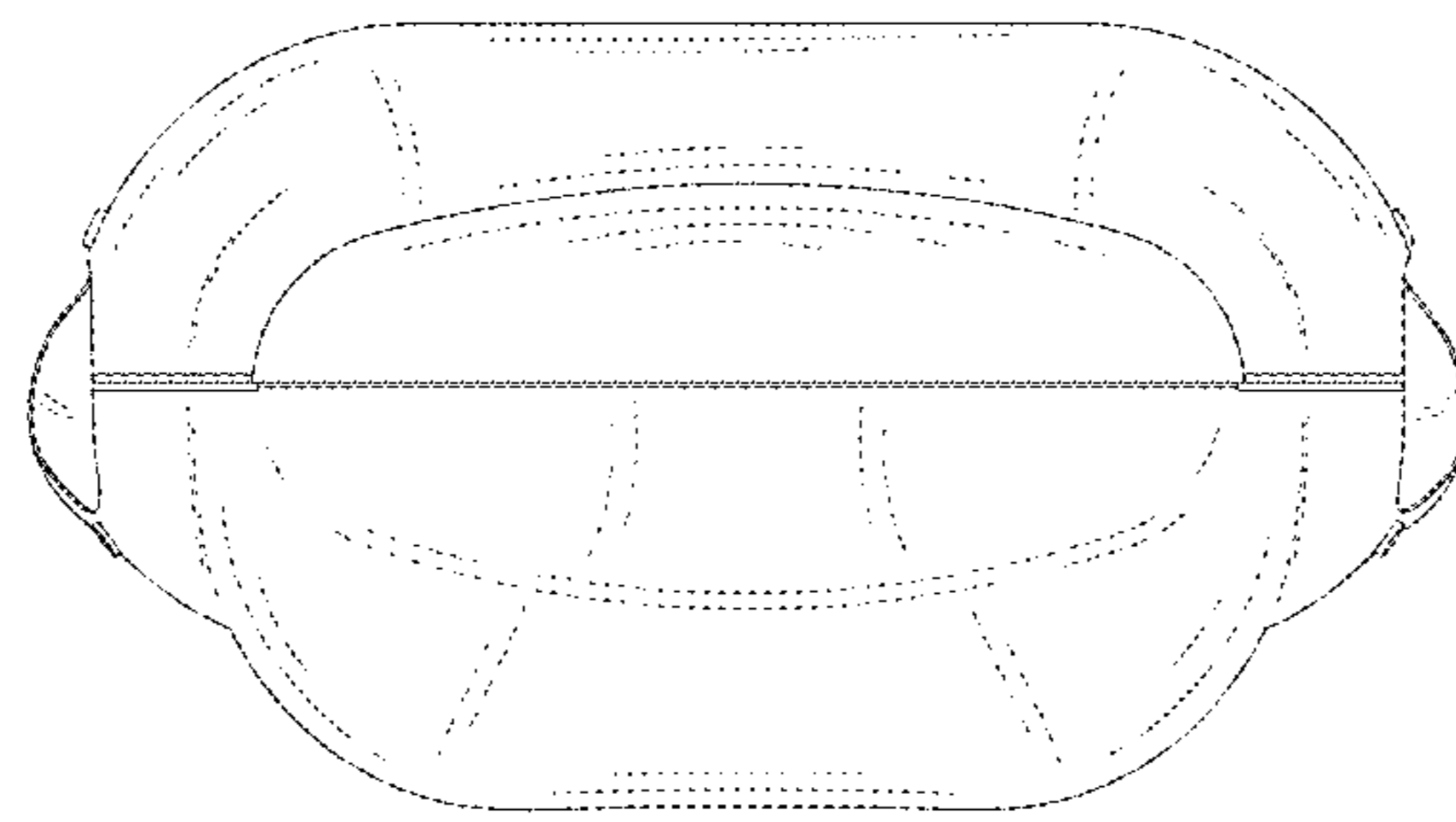


FIG. 7