



US00D975374S

(12) **United States Design Patent**
Li

(10) **Patent No.:** **US D975,374 S**
(45) **Date of Patent:** **** Jan. 10, 2023**

(54) **PET HAMMOCK**

(71) Applicant: **Yiwu Wangxingyu Pet Products Co., Ltd., Yiwu (CN)**

(72) Inventor: **Xiaohong Li, Pujiang (CN)**

(73) Assignee: **Yiwu Wangxingyu Pet Products Co., Ltd., Zhejiang (CN)**

(**) Term: **15 Years**

(21) Appl. No.: **29/821,088**

(22) Filed: **Dec. 27, 2021**

(51) **LOC (14) Cl.** **30-04**

(52) **U.S. Cl.**
USPC **D30/152; D30/158**

(58) **Field of Classification Search**
USPC 119/174, 497, 712, 714, 725, 814, 816, 119/821, 836, 850, 855, 856, 857, 863, 119/864, 865; D29/101.1, 101.3, 101.4, D29/101.5; D30/144, 145, 151, 152, 153, D30/154, 158, 159, 199; D24/190
CPC A01K 1/0263; A01K 15/00; A01K 13/00; A01K 13/001; A01K 13/006; A01K 15/04; A01K 15/02; A01K 27/002; A01K 27/001

See application file for complete search history.

(56) **References Cited**

U.S. PATENT DOCUMENTS

- 2,170,703 A * 8/1939 Waxman A41B 13/10 D29/101.1
- 4,537,154 A * 8/1985 Kay B60R 22/105 119/857
- D751,257 S 3/2016 Miura et al.
- 9,339,012 B2 * 5/2016 McClain A01K 15/04
- D768,402 S 10/2016 Acosta

- D781,061 S 3/2017 Merritt
- D930,266 S 9/2021 Liu
- D945,718 S * 3/2022 Guo D30/152
- D956,368 S * 6/2022 Zhou D30/152
- 2005/0076853 A1 * 4/2005 Leo A01K 1/0254 119/497
- 2010/0050958 A1 * 3/2010 Jackson A01K 13/006 119/850
- 2015/0313182 A1 * 11/2015 Overman F21L 4/02 119/850
- 2018/0263218 A1 * 9/2018 Renforth A01K 27/005

OTHER PUBLICATIONS

Supet Pet Grooming Hammock Harness. Supet, amazon.com (online) 11 pages. Posted Jan. 8, 2022. [Retrieved Aug. 18, 2022] <https://a.co/d/aVGaMU1> (Year: 2022).*

8 in 1 Grooming Hammock Harness. Marnonsis, amazon.com (online) 12 pages. Posted Jan. 8, 2022. [Retrieved Aug. 18, 2022] <https://a.co/d/dsZydA2> (Year: 2022).*

* cited by examiner

Primary Examiner — Kathleen L Jones

Assistant Examiner — Cole Sanders Holman

(74) *Attorney, Agent, or Firm* — Zhihua Han; Wen IP LLC

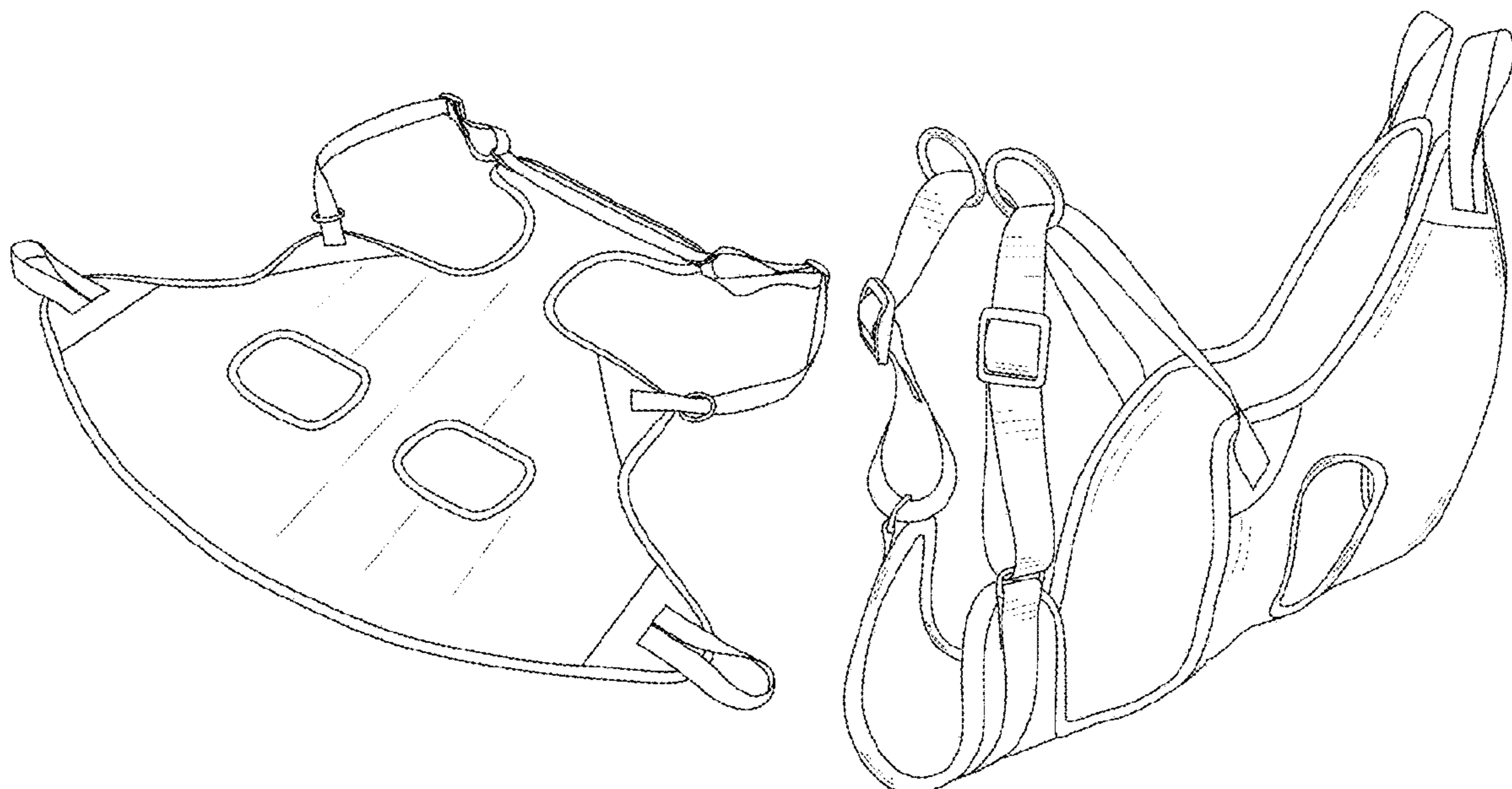
(57) **CLAIM**

The ornamental design for a pet hammock, as shown and described.

DESCRIPTION

FIG. 1 is a front, right side and top perspective view of a pet hammock, showing my new design; FIG. 2 is a top plan view thereof; FIG. 3 is a bottom plan view thereof; and, FIG. 4 is a front and right side perspective view thereof, shown in an alternative configuration.

1 Claim, 4 Drawing Sheets



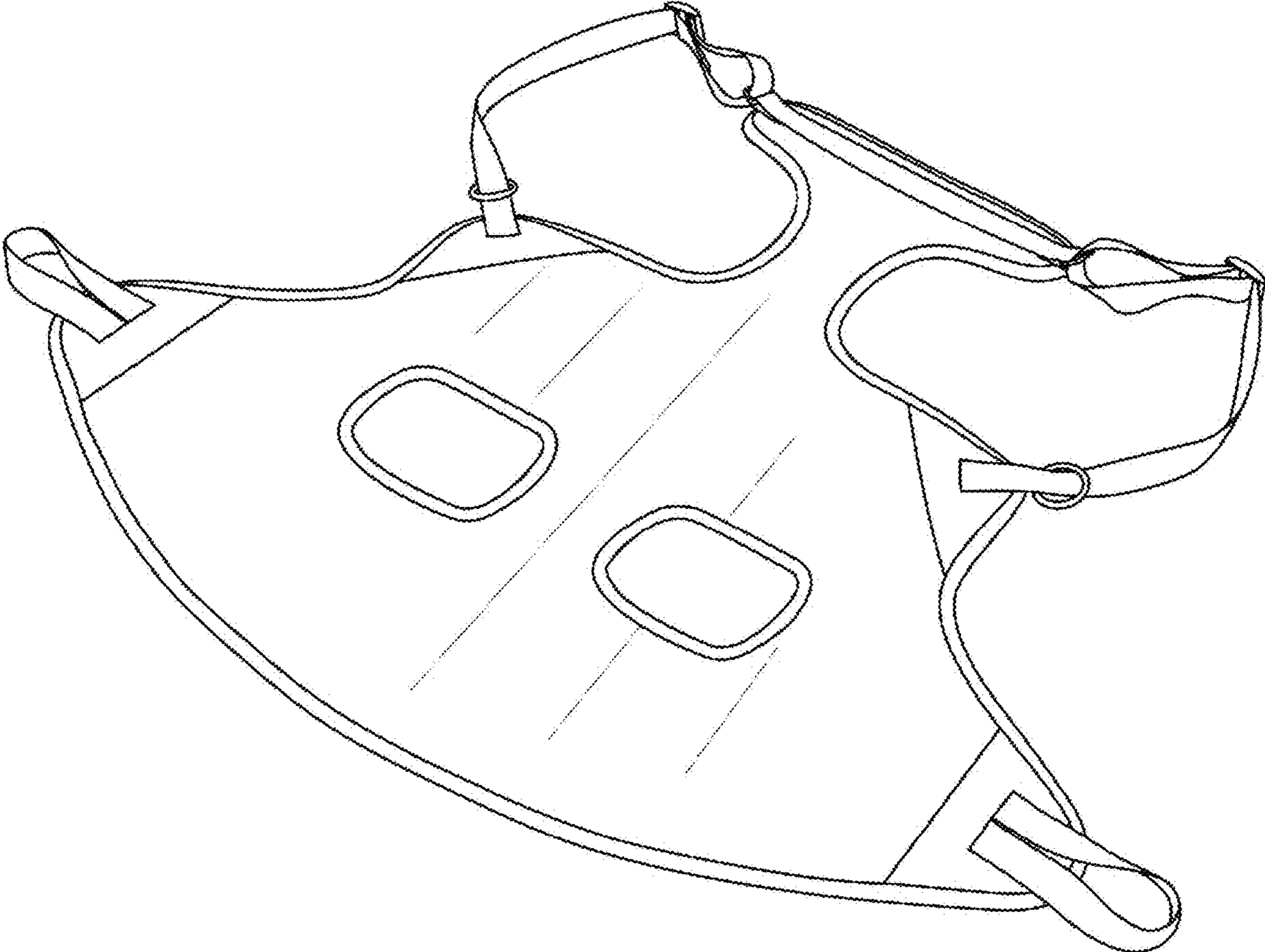


FIG. 1

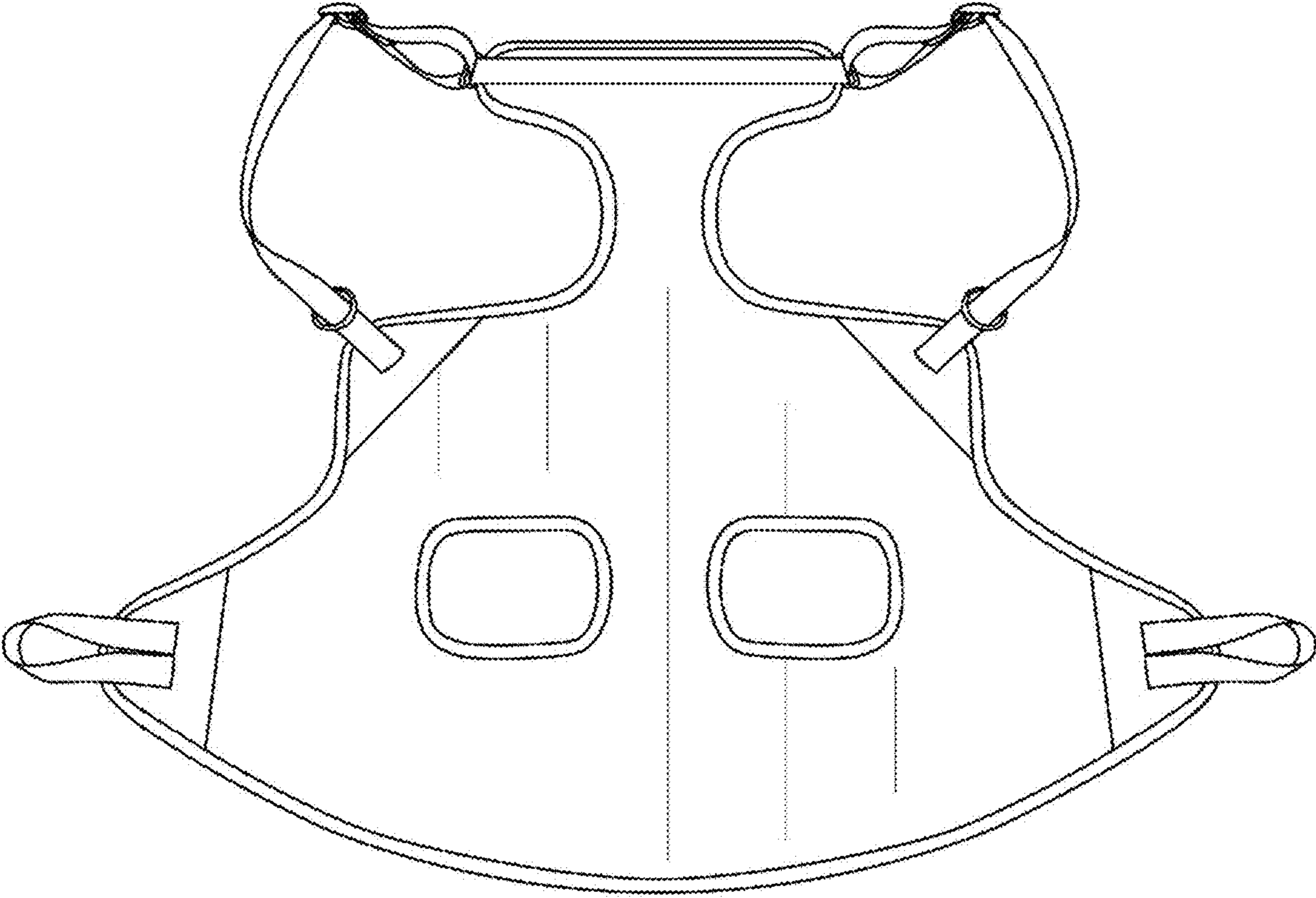


FIG. 2

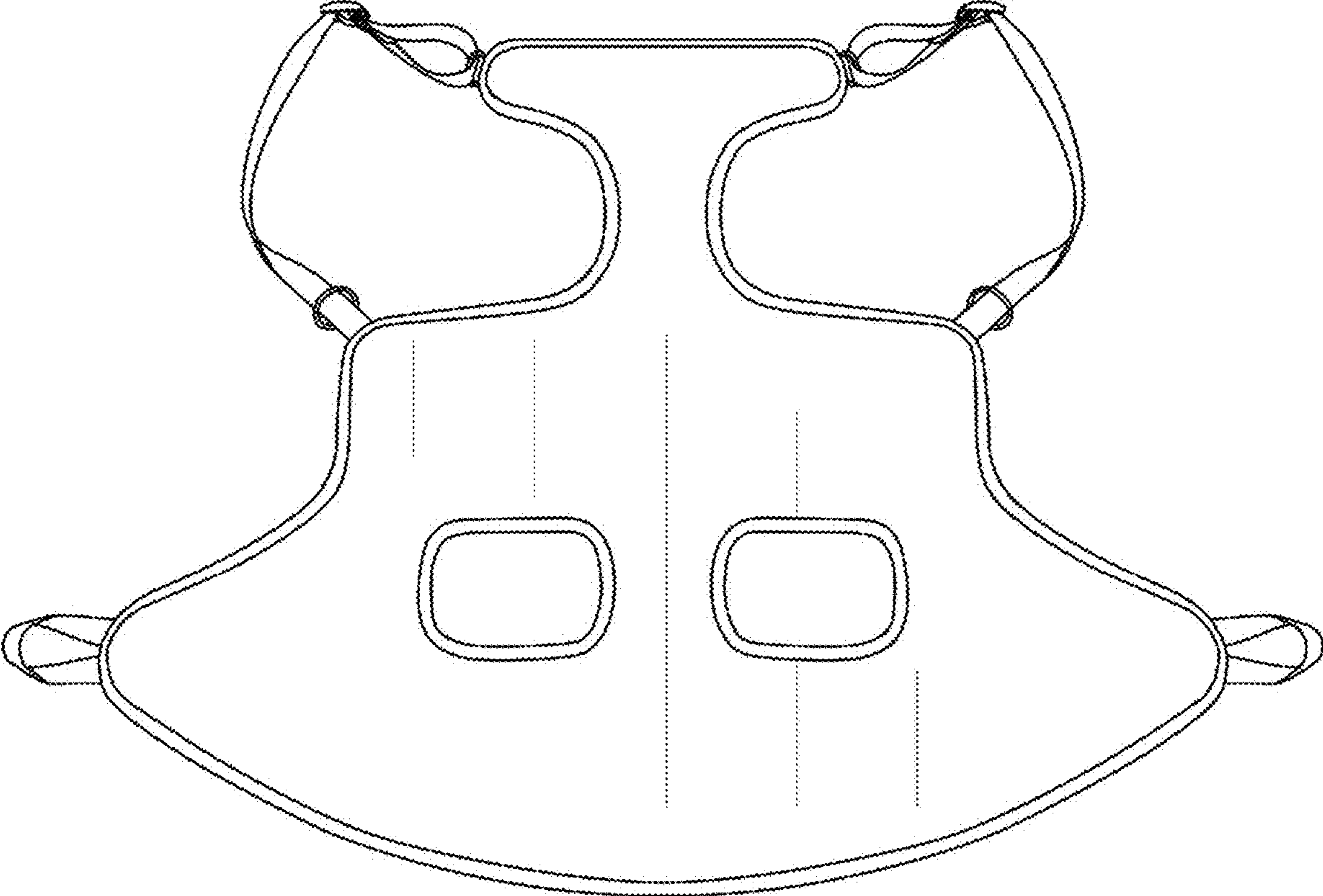


FIG. 3

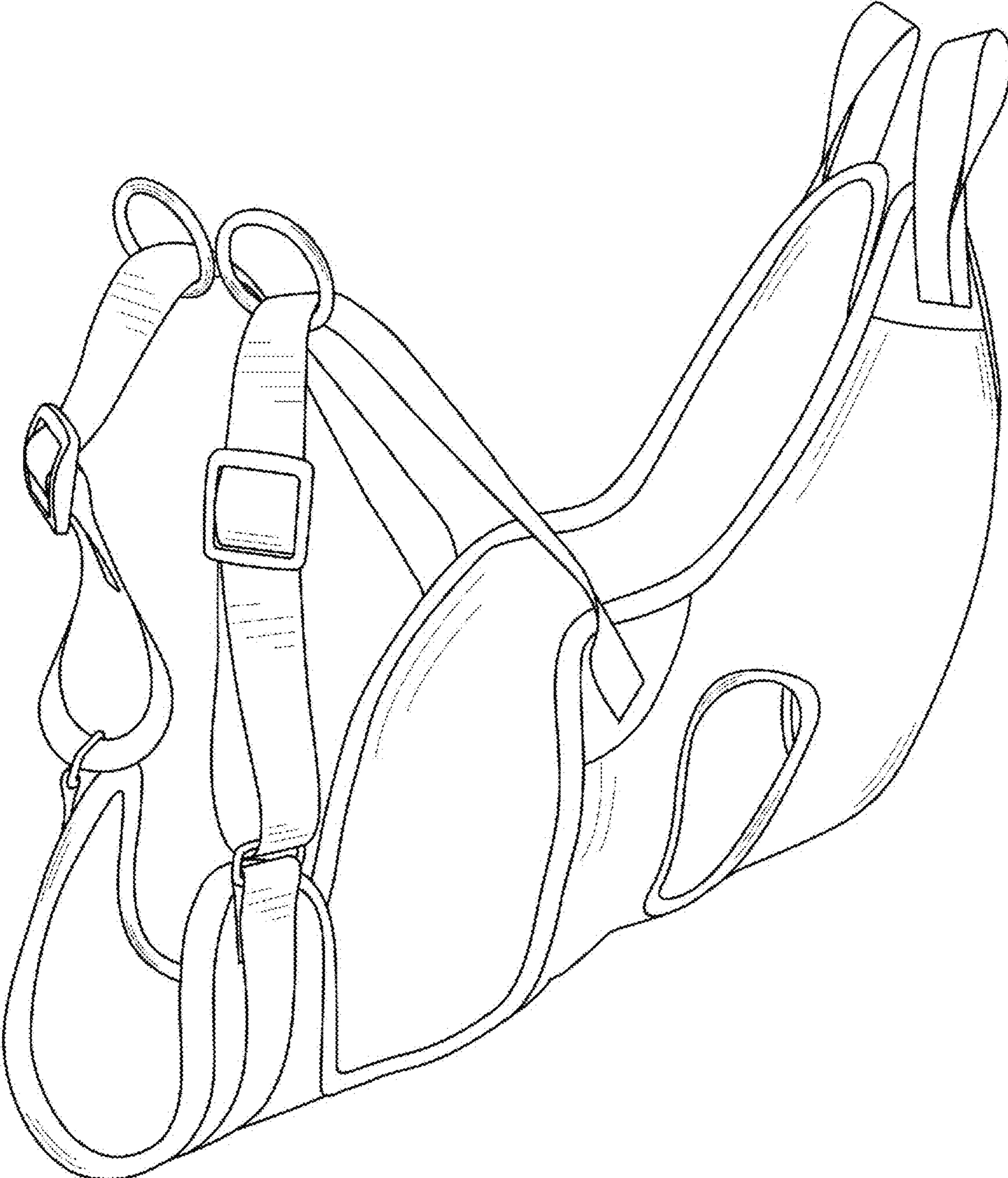


FIG. 4