



US00D975359S

(12) **United States Design Patent**
Huang

(10) **Patent No.:** **US D975,359 S**
(45) **Date of Patent:** **** Jan. 10, 2023**

(54) **PORTABLE WAX MELTING MACHINE**

(71) Applicant: **Linling Huang**, Puning (CN)

(72) Inventor: **Linling Huang**, Puning (CN)

(73) Assignee: **Linling Huang**, Puning (CN)

(**) Term: **15 Years**

(21) Appl. No.: **29/848,934**

(22) Filed: **Aug. 5, 2022**

(51) **LOC (14) Cl.** **28-03**

(52) **U.S. Cl.**
USPC **D28/44.1**

(58) **Field of Classification Search**
USPC D9/687, 694, 723-729, 900; D28/44.1,
D28/76, 91.1, 99; D3/270-304;
D24/108, 111, 167; D13/103, 108
CPC A45D 2200/155; A45D 26/0014; A45D
2026/008
See application file for complete search history.

(56) **References Cited**

U.S. PATENT DOCUMENTS

D289,565 S *	4/1987	Mann	D28/10
D348,217 S *	6/1994	Le Prince	D9/687
D415,021 S *	10/1999	Hutchinson	D9/729
D478,809 S *	8/2003	Cummings	D9/729
D483,258 S *	12/2003	Cummings	D9/729
D497,546 S *	10/2004	Cummings	D9/729
D499,641 S *	12/2004	Cummings	D9/729
D529,818 S *	10/2006	Cummings	D9/729
D593,713 S *	6/2009	Fogelson	D9/729
D623,960 S *	9/2010	Kathofer	D9/729
D657,694 S *	4/2012	Floyd	D9/729
D657,696 S *	4/2012	Floyd	D9/729
D689,764 S *	9/2013	Bicknell	D9/414
D872,362 S *	1/2020	Long	D24/209

D898,293 S *	10/2020	Kell	D28/77
D908,233 S *	1/2021	Zhou	D24/214
D909,592 S *	2/2021	Li	
D963,940 S *	9/2022	Li	D24/209
D965,770 S *	10/2022	Shah	D24/119
D965,880 S *	10/2022	Zhou	D24/209
D965,882 S *	10/2022	Wang	D24/209
D965,885 S *	10/2022	Liu	D28/44.1

OTHER PUBLICATIONS

Cenyeda, 2022 Upgraded Roll On Wax Kit, (site visited Nov. 1, 2022), Amazon.com, URL:<https://www.amazon.com/dp/B0B2174NK5> (Year: 2022).*

* cited by examiner

Primary Examiner — Calvin E Vansant

Assistant Examiner — Mark T. Philipps

(74) *Attorney, Agent, or Firm* — Nitin Kaushik

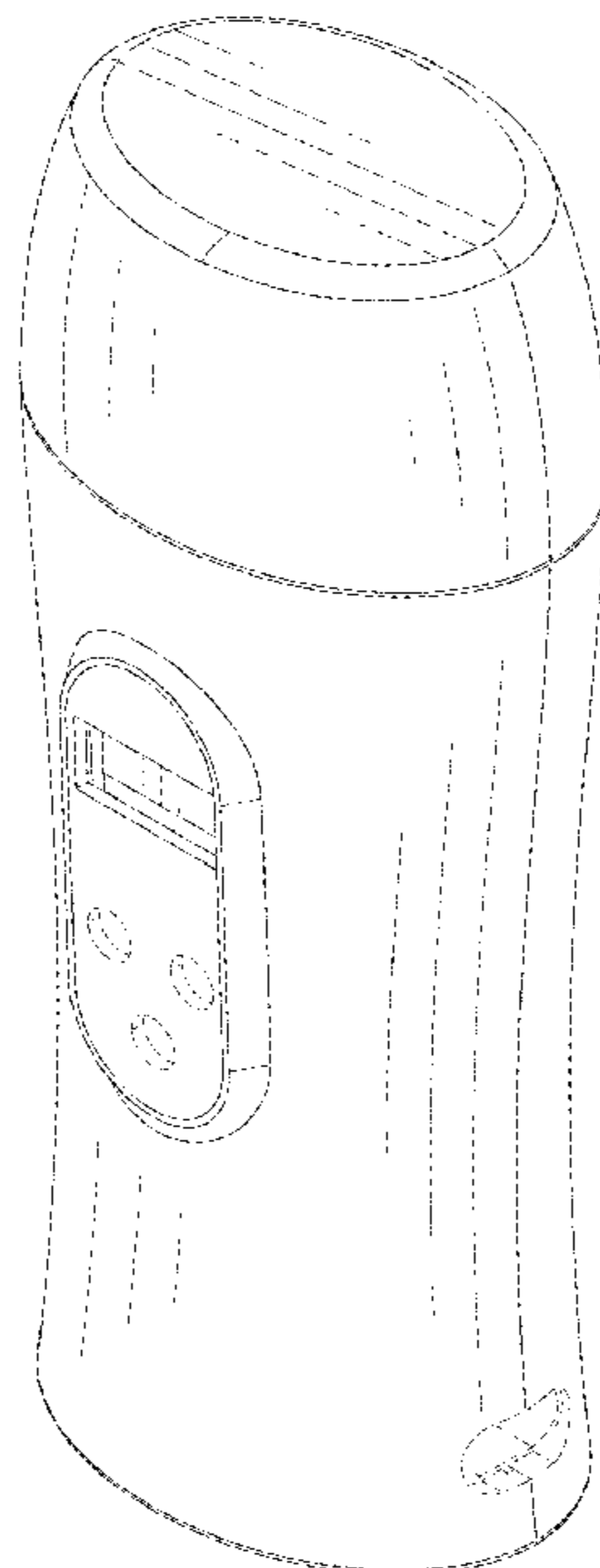
(57) **CLAIM**

The ornamental design for a portable wax melting machine, as shown and describe.

DESCRIPTION

FIG. 1 is a front perspective view of a portable wax melting machine, showing my new design; FIG. 2 is a front view thereof; FIG. 3 is a rear view thereof; FIG. 4 is a left side view thereof; FIG. 5 is a right side view thereof; FIG. 6 is a top view thereof; and, FIG. 7 is a bottom view thereof. The broken lines in the drawings illustrate the portions of the portable wax melting machine, which form no part a the claimed design.

1 Claim, 7 Drawing Sheets



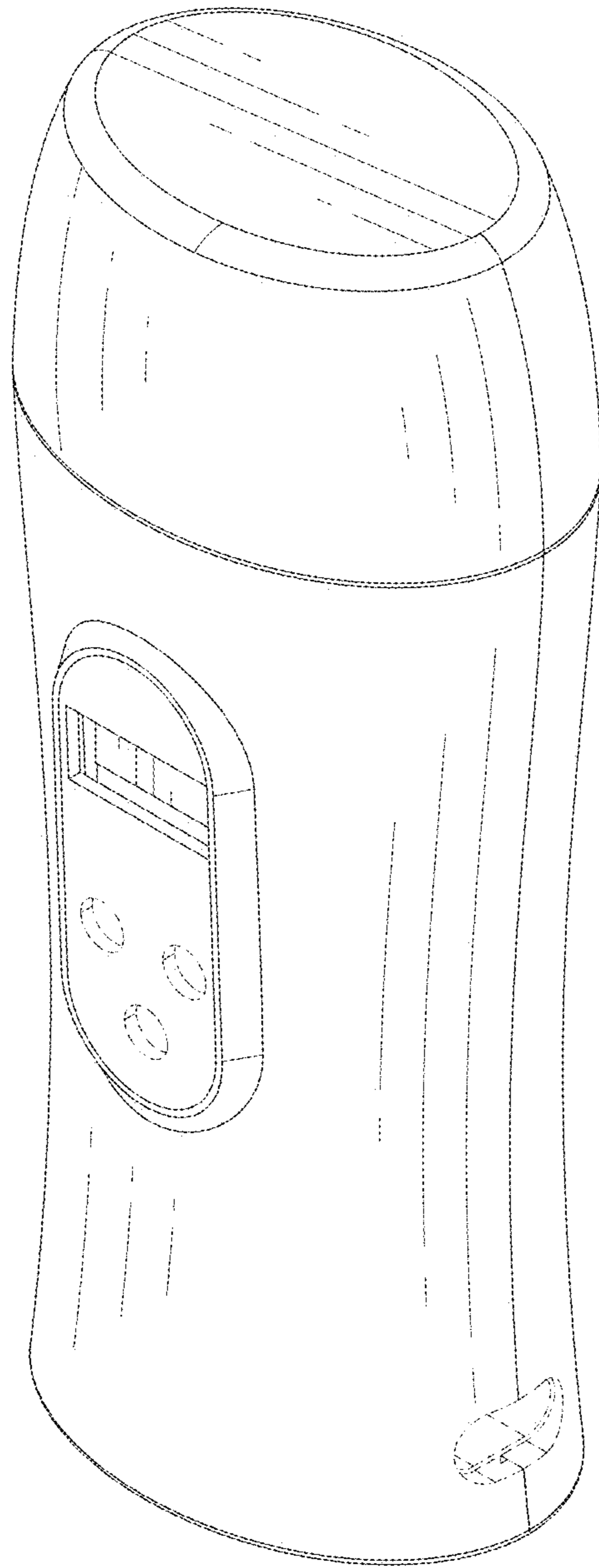


FIG. 1

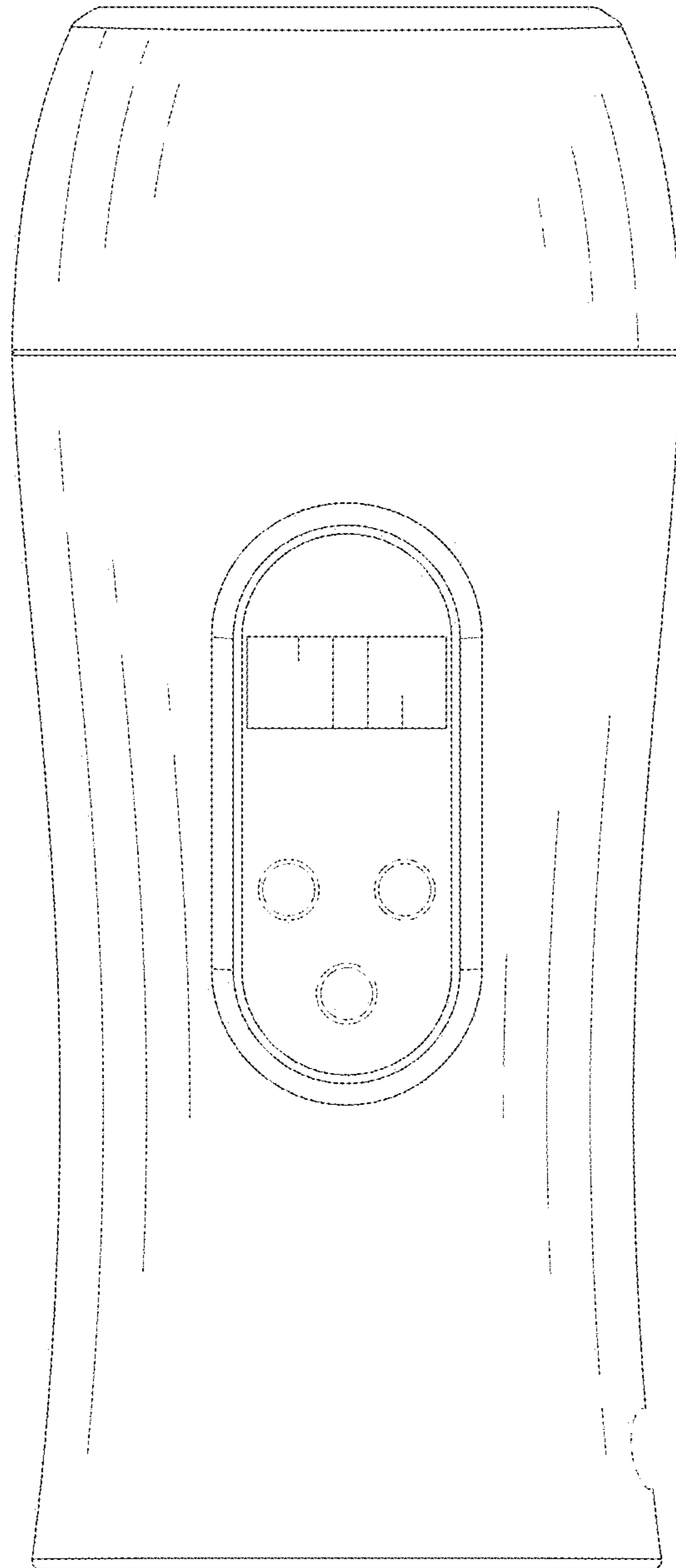


FIG. 2

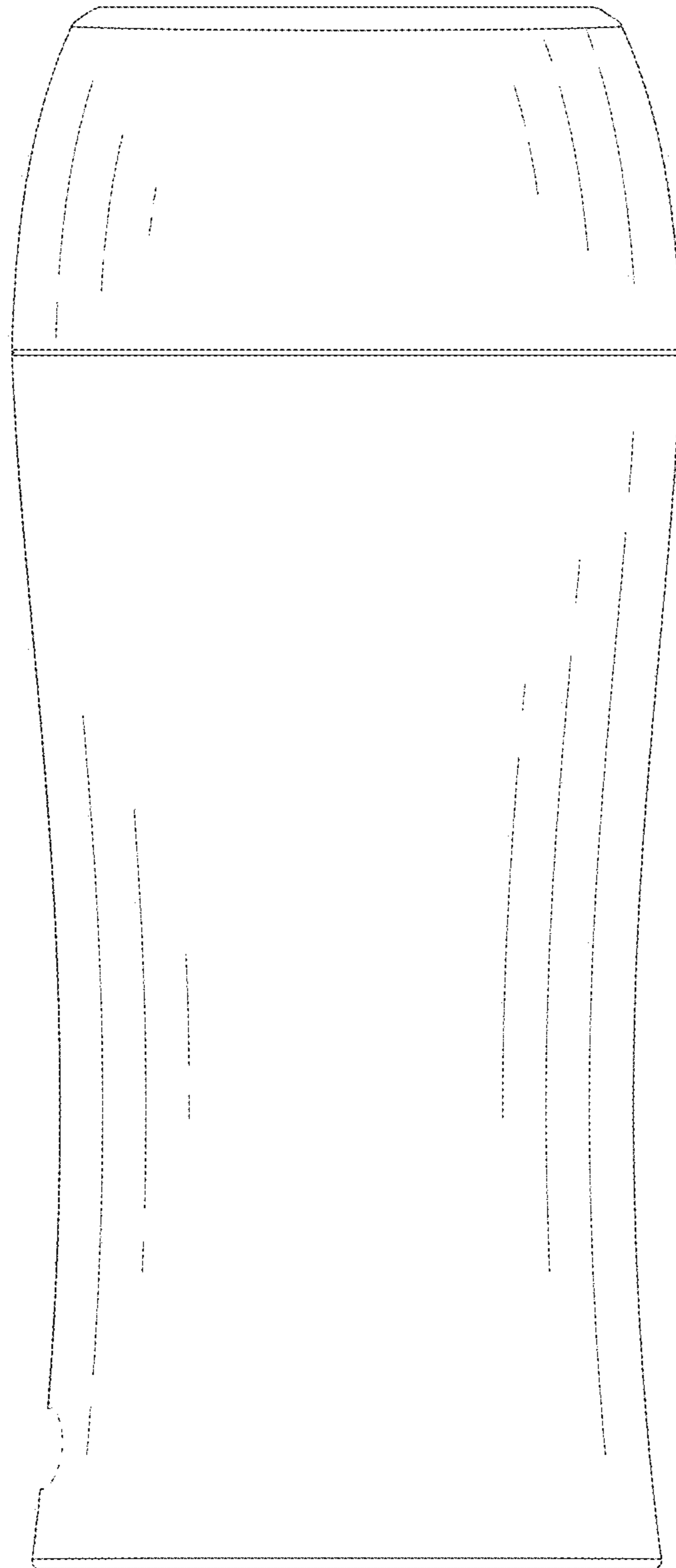


FIG. 3

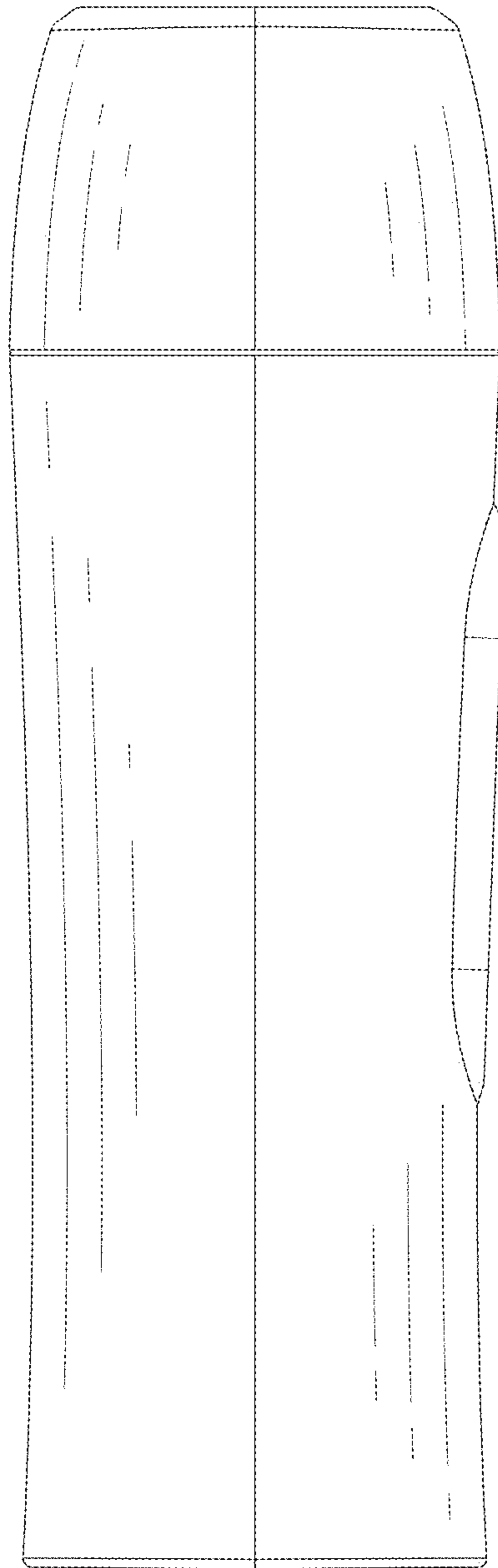


FIG. 4

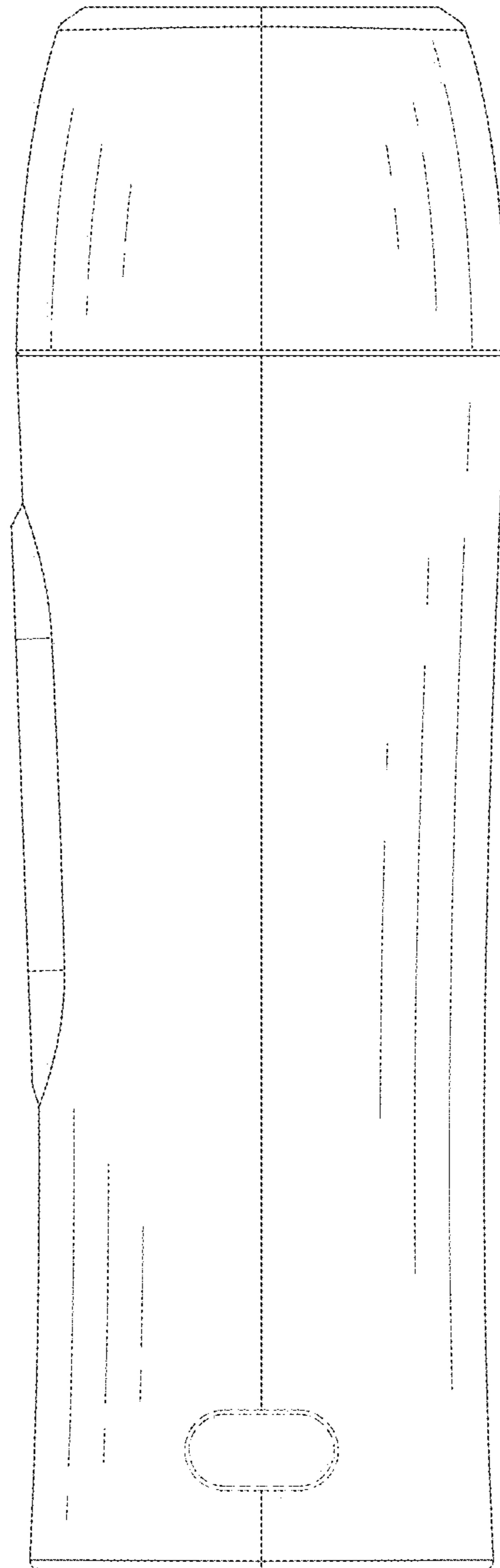


FIG. 5

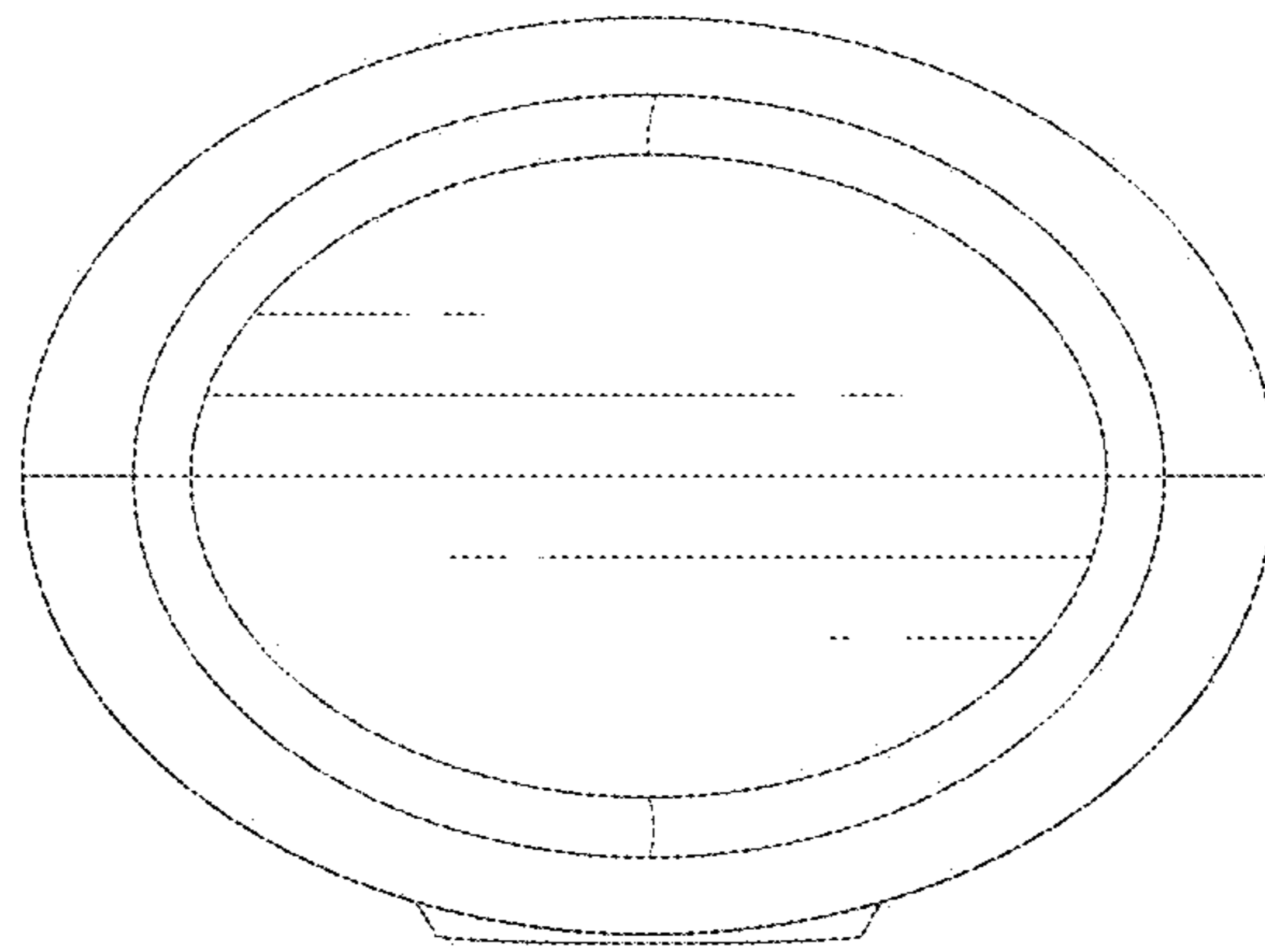


FIG. 6

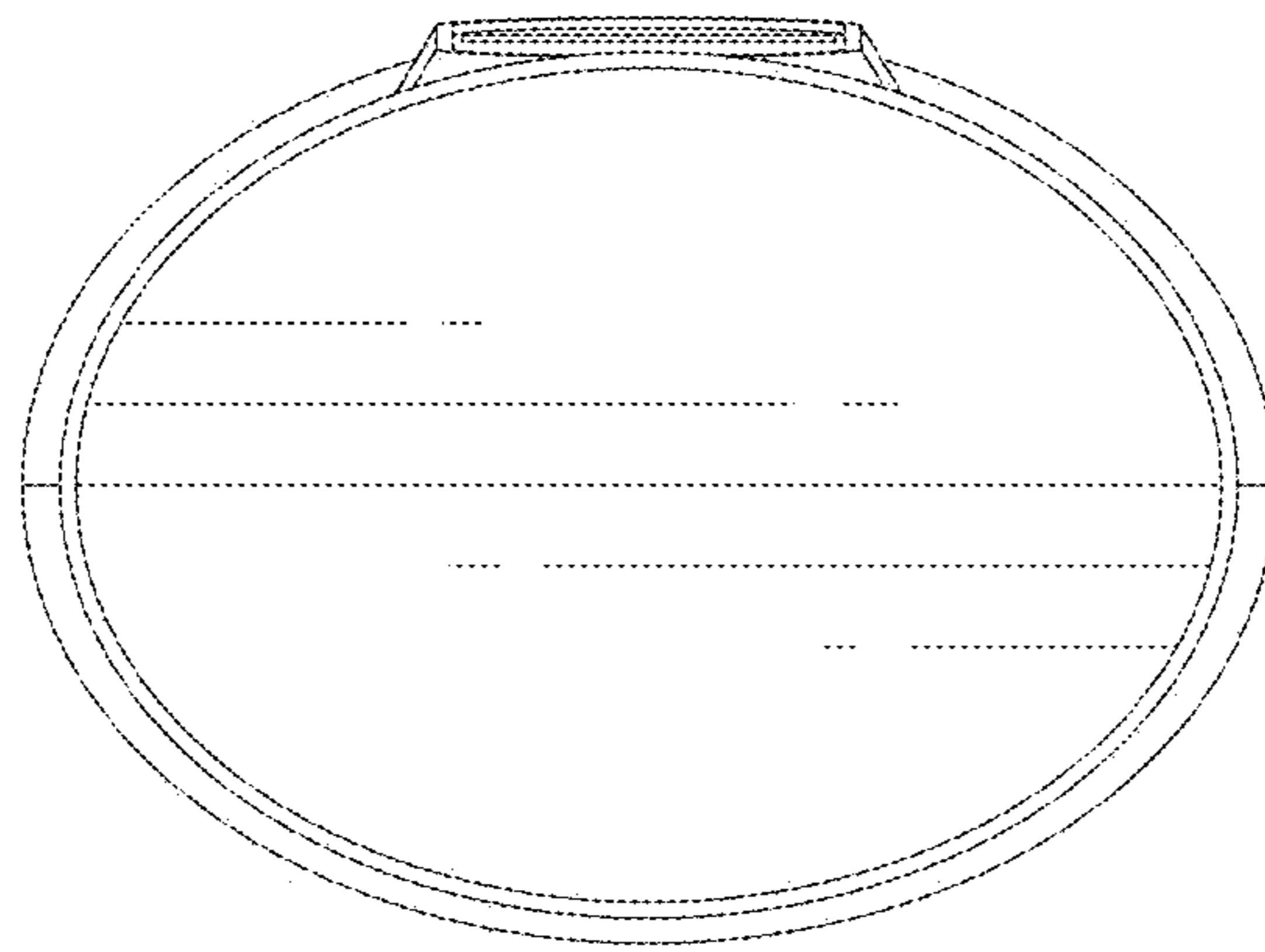


FIG. 7