



US00D975350S

(12) **United States Design Patent** (10) **Patent No.:** **US D975,350 S**  
**Lemaire** (45) **Date of Patent:** **\*\* Jan. 10, 2023**

(54) **CIGARETTE CASE**  
(71) Applicant: **JINGHI**, Paris (FR)  
(72) Inventor: **Christophe Lemaire**, Paris (FR)  
(\*\*) Term: **15 Years**

|                   |         |          |       |                      |
|-------------------|---------|----------|-------|----------------------|
| D464,793 S *      | 10/2002 | Anderton | ..... | D3/215               |
| D526,775 S *      | 8/2006  | Anderton | ..... | D3/215               |
| D527,488 S *      | 8/2006  | Hung     | ..... | D27/161              |
| D617,495 S *      | 6/2010  | LoRe     | ..... | D27/175              |
| D692,614 S *      | 10/2013 | Robinson | ..... | D27/183              |
| D801,579 S *      | 10/2017 | Nyaggah  | ..... | D27/183              |
| D844,237 S *      | 3/2019  | Eck      | ..... | D27/172              |
| 2013/0022933 A1 * | 1/2013  | Beard    | ..... | F23Q 2/36<br>431/253 |

(21) Appl. No.: **35/512,192**  
(22) Filed: **Jan. 15, 2021**

\* cited by examiner

*Primary Examiner* — Khawaja Anwar

(80) **Hague Agreement Data**

Int. Filing Date: **Jan. 15, 2021**  
Int. Reg. No.: **DM/212443**  
Int. Reg. Date: **Jan. 15, 2021**  
Int. Reg. Pub. Date: **Jul. 16, 2021**

(57) **CLAIM**

The ornamental design for a cigarette case, as shown and described.

(51) **LOC (14) Cl.** ..... **27-03**  
(52) **U.S. Cl.**  
USPC ..... **D27/183**  
(58) **Field of Classification Search**  
USPC ..... D27/139–161, 180–183, 185–187,  
D27/193–194  
See application file for complete search history.

**DESCRIPTION**

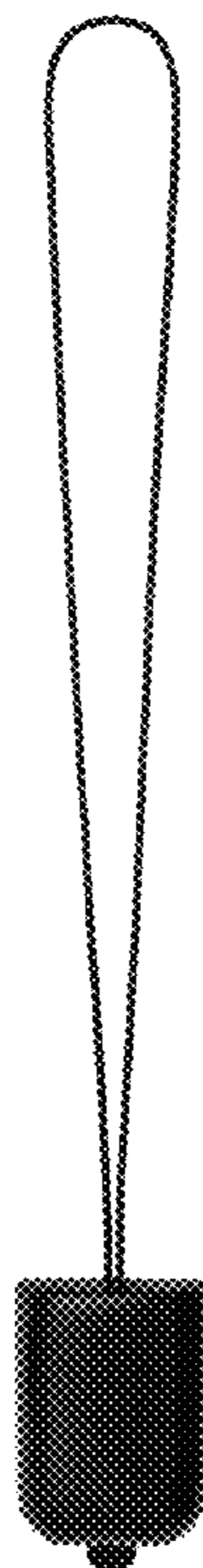
Drawing 1.1 is a front elevational view of the cigarette case shown with a removable strap secured at the top of the cigarette case;  
Drawing 1.2 is a bottom plan view thereof;  
Drawing 1.3 is a front elevational view of the cigarette case with the removable strap removed and with the front cover of the case portion opened;  
Drawing 1.4 is a rear elevational view with the strap attached;  
Drawing 1.5 is a left-side elevational view with the removable strap removed, and the right-side view is a mirror image thereof; and  
Drawing 1.6 is a top plan view with the removable strap removed.

(56) **References Cited**

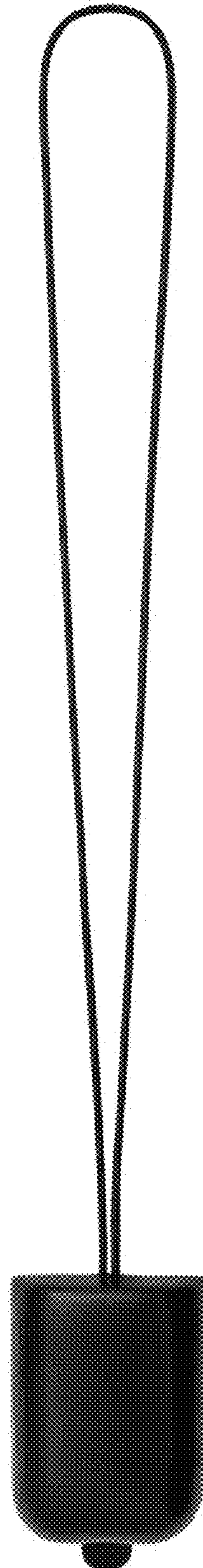
**U.S. PATENT DOCUMENTS**

|                |         |           |       |                      |
|----------------|---------|-----------|-------|----------------------|
| 4,176,773 A *  | 12/1979 | Wilkinson | ..... | F23Q 2/34<br>224/604 |
| D311,599 S *   | 10/1990 | Braden    | ..... | D27/172              |
| D368,364 S *   | 4/1996  | Reitano   | ..... | D3/215               |
| D404,562 S *   | 1/1999  | Brown     | ..... | D3/229               |
| 6,196,382 B1 * | 3/2001  | Lenderman | ..... | F23Q 2/34<br>206/37  |


**1 Claim, 6 Drawing Sheets**



1.1



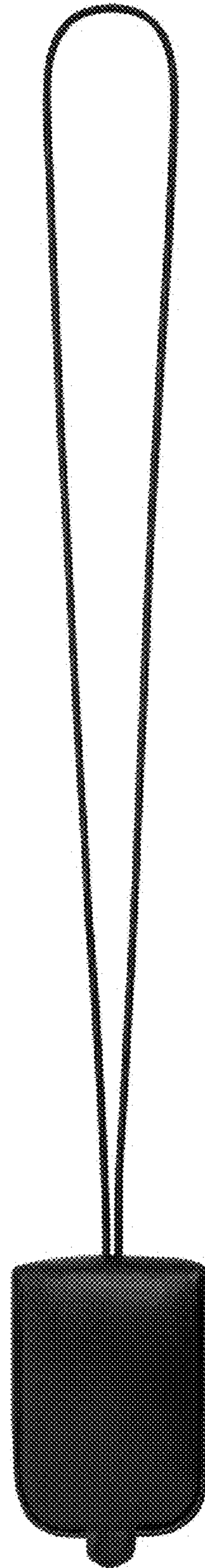
**1.2**




1.3



1.4



1.5



1.6

