



US00D975331S

(12) **United States Design Patent** (10) **Patent No.:** **US D975,331 S**
Stolte et al. (45) **Date of Patent:** **** Jan. 10, 2023**

(54) **LIGHTING FIXTURE**
(71) Applicant: **KENALL MANUFACTURING COMPANY**, Kenosha, WI (US)
(72) Inventors: **Brandon Stolte**, Lindenhurst, IL (US); **Kevin Dahlen**, Lindenhurst, IL (US)
(73) Assignee: **KENALL MANUFACTURING COMPANY**, Kenosha, WI (US)

D824,566 S * 7/2018 Santoro D26/74
D827,914 S * 9/2018 Momin D26/124
D829,365 S * 9/2018 Momin D26/124
D840,083 S * 2/2019 Crosby D26/74
D840,084 S * 2/2019 Crosby D26/74
D850,696 S * 6/2019 Zhu D26/74
D855,859 S * 8/2019 Crosby D26/74
D889,726 S * 7/2020 Gismondi D26/88
D926,354 S * 7/2021 Hsu D26/138
D948,775 S * 4/2022 Li D26/89

(Continued)

(**) Term: **15 Years**

OTHER PUBLICATIONS

(21) Appl. No.: **29/717,243**
(22) Filed: **Dec. 16, 2019**
(51) **LOC (14) Cl.** **26-05**
(52) **U.S. Cl.**
USPC **D26/74; D26/72**
(58) **Field of Classification Search**
USPC D26/24, 36, 60, 72-74, 79-86, 88-90,
D26/113, 118, 124, 138
CPC F21S 8/00; F21S 8/02; F21S 8/04; F21S
8/022; F21S 8/024; F21S 8/026; F21S
8/028; F21S 8/03; F21S 8/033; F21Y
2105/18
See application file for complete search history.

Searchlight electric ltd, GB Design No. 6070771, published at Orbit, registration date Sep. 11, 2019. Available from internet. (Year: 2019).*

(Continued)

Primary Examiner — Kathleen L Jones
Assistant Examiner — Vanessa Martinez
(74) *Attorney, Agent, or Firm* — Marshall, Gerstein & Borun LLP

(56) **References Cited**

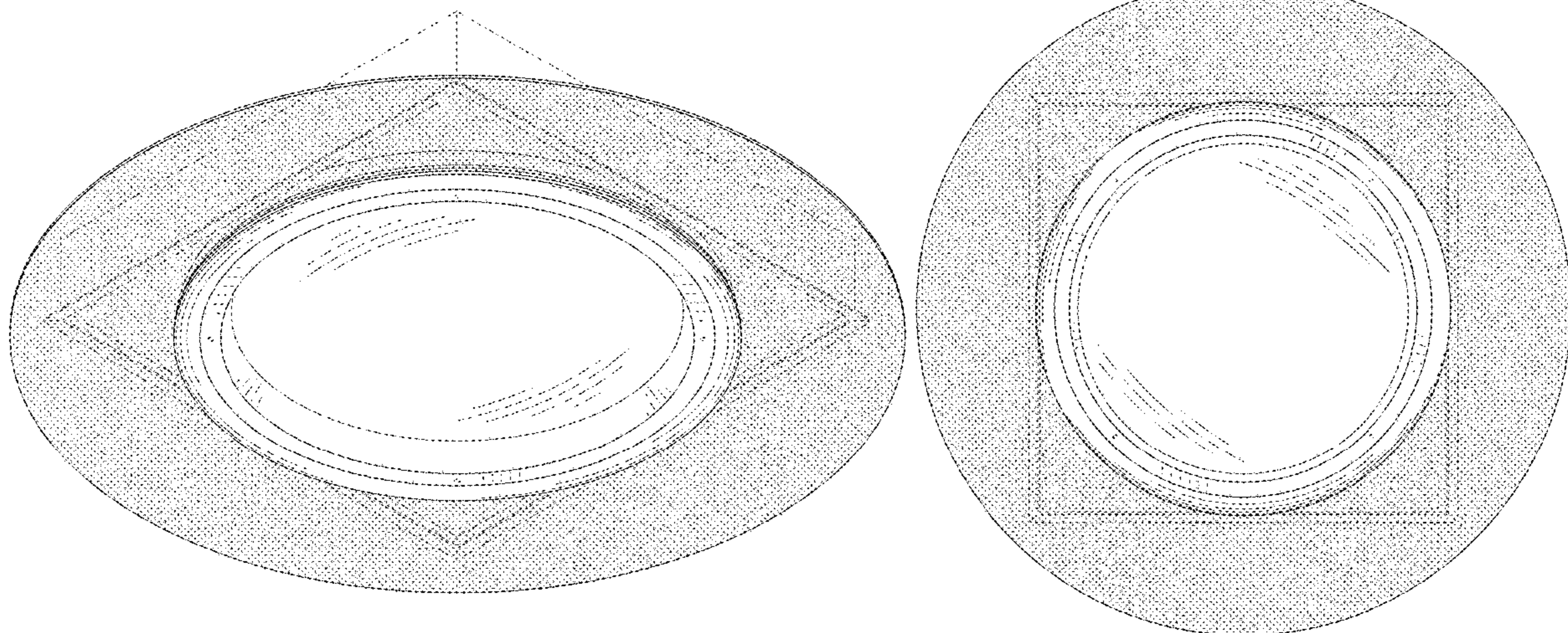
DESCRIPTION

U.S. PATENT DOCUMENTS

5,826,970 A * 10/1998 Keller F21V 17/164
362/147
D453,521 S * 2/2002 Haruna D14/478
D492,440 S * 6/2004 Parres D26/88
D541,975 S * 5/2007 Isaacson D26/128
D640,823 S * 6/2011 Hokazono D26/89
D693,046 S * 11/2013 Hokazono D26/89
D702,392 S * 4/2014 Ohuchi D26/88
D702,869 S * 4/2014 Kondou D26/88
D723,153 S * 2/2015 Borkholder D26/74
D759,873 S * 6/2016 Saaranen D26/74
D762,907 S * 8/2016 Jeswani D26/74

FIG. 1 is a perspective view showing a new design for a lighting fixture;
FIG. 2 is a front view of the lighting fixture of FIG. 1;
FIG. 3 is a rear view of the lighting fixture of FIG. 1;
FIG. 4 is a right view of the lighting fixture of FIG. 1;
FIG. 5 is a left view of the lighting fixture of FIG. 1;
FIG. 6 is a top view of the lighting fixture of FIG. 1; and,
FIG. 7 is a bottom view of the lighting fixture of FIG. 1.
The broken lines depict portions of the light fixture that form no part of the claimed design.

1 Claim, 5 Drawing Sheets



(56)

References Cited

U.S. PATENT DOCUMENTS

2012/0049717 A1* 3/2012 Lu F21V 17/168
313/46
2018/0245771 A1* 8/2018 Liu F21V 5/007
2019/0063700 A1* 2/2019 Lawrence F21V 17/12

OTHER PUBLICATIONS

Phoebe 50441LED-BS-8CL, posted at Amazon, date first available Jun. 20, 2018. Site visited Jun. 29, 2022. Available from internet, URL: https://www.amazon.com/dp/B011JIT58E/ref=sbl_dp_x_lighting-pendant-lights_B091JDK992_0 (Year: 2018).*

GE Lighting brochure, "Lumination LED Luminaires Suspended LED Fixture, EP Circular Series," IND187, understood to be publicly available at least as early as Dec. 15, 2018.

* cited by examiner

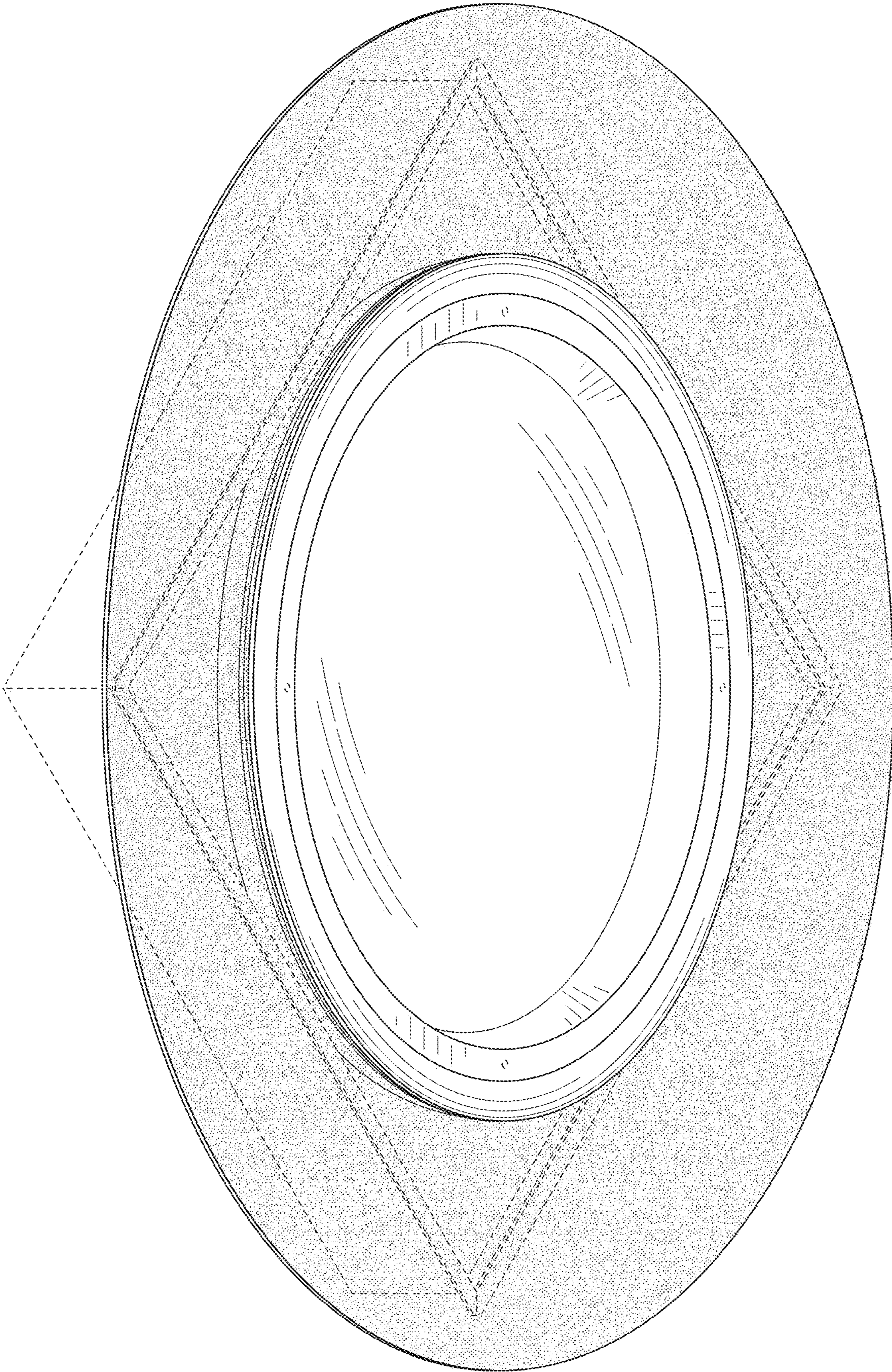


FIG. 1




FIG. 2

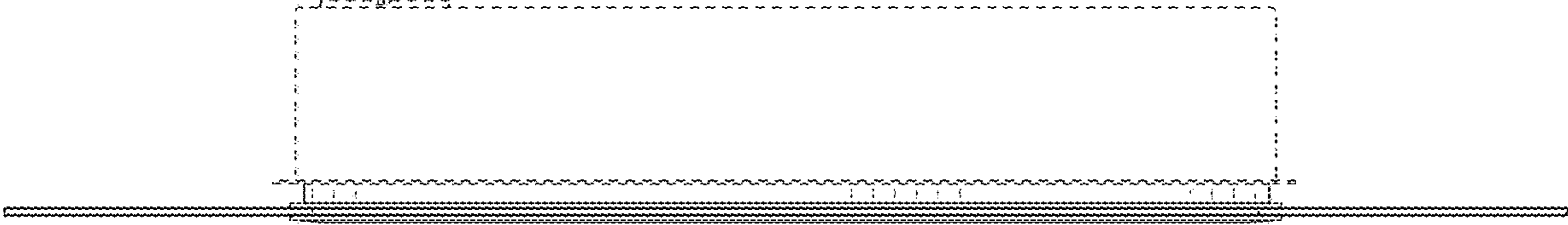


FIG. 3




FIG. 4




FIG. 5




FIG. 6

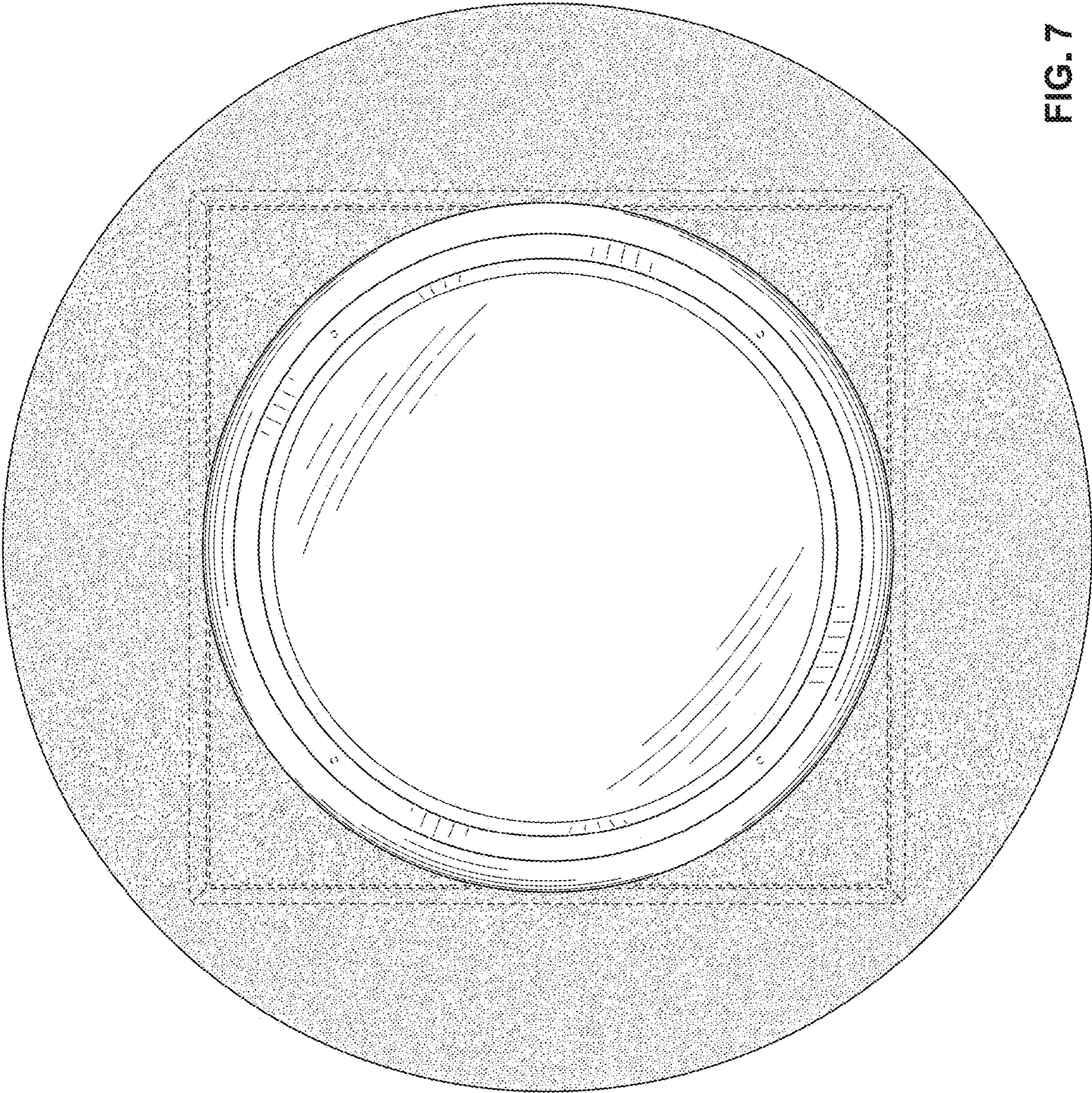


FIG. 7