



US00D975306S

(12) **United States Design Patent**  
**Zhang**

(10) **Patent No.:** **US D975,306 S**  
(45) **Date of Patent:** **\*\* Jan. 10, 2023**

- (54) **MASSAGER**
- (71) Applicant: **Xiaolong Zhang**, Guangshui (CN)
- (72) Inventor: **Xiaolong Zhang**, Guangshui (CN)
- (\*\*) Term: **15 Years**
- (21) Appl. No.: **29/839,344**
- (22) Filed: **May 20, 2022**
- (51) **LOC (14) Cl.** ..... **28-03**
- (52) **U.S. Cl.**  
USPC ..... **D24/215**
- (58) **Field of Classification Search**  
USPC ..... D24/215, 200, 211, 212, 213, 214, 107,  
D24/133, 231, 184, 108, 138, 146, 232,  
D24/209; D28/30, 4, 7, 49, 58, 57;  
D4/100, 102  
CPC ..... A61H 7/00; A61H 7/001; A61H 7/002;  
A61H 7/003; A61H 15/00; A61H  
15/0085; A61H 15/02; A61H 23/00;  
A61H 2023/0209; A61H 23/0245; A61H  
2205/022; A61H 2205/024; A61H  
2205/025; A61H 19/00; A61H 19/30;  
A61H 19/32; A61H 19/34; A61H 19/40;  
A61H 19/44; A61H 19/50  
See application file for complete search history.

D773,065 S *	11/2016	Driscoll	.....	D24/215
D890,944 S *	7/2020	Tsang	.....	D24/215
D909,064 S *	2/2021	Huang	.....	D28/35
D912,266 S *	3/2021	Chen	.....	D24/215
D915,671 S *	4/2021	Du	.....	D28/35
D957,665 S *	7/2022	Hu	.....	D24/215

**OTHER PUBLICATIONS**

MZ Skin—Tone and Lift. Date: Apr. 4, 2019. [online]. [Site visited Aug. 23, 2022]. Available from Internet URL: <https://www.amazon.co.uk/dp/B07QB8WNJX/> (Year: 2019).\*

Massagers. (Design—© Questel) orbit.com. [Online PDF compilation of references] 7 pgs. Print Dates Range Mar. 30, 2011-May 19, 2020 [Retrieved Aug. 23, 2022] <https://www.orbit.com/export/UCZAH96B/pdf4/0074a0a2-9e01-48e2-84be-cf7fa4b037d0-174637.pdf> (Year: 2022).\*

\* cited by examiner

*Primary Examiner* — Susan Bennett Hattan  
*Assistant Examiner* — Landon Thomas Cassell

(57) **CLAIM**

The ornamental design for a massager, as shown and described.

**DESCRIPTION**

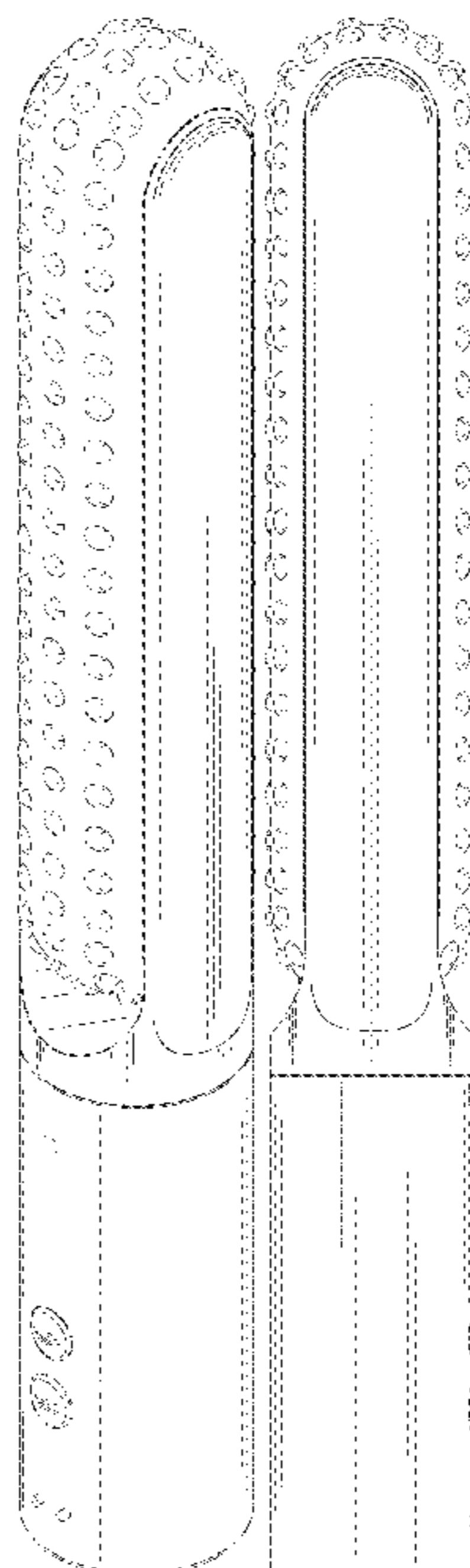
FIG. 1 is a front, top and right side perspective view of a massager, showing my new design;  
FIG. 2 is a front view thereof;  
FIG. 3 is a rear view thereof;  
FIG. 4 is a left side view thereof;  
FIG. 5 is a right side view thereof;  
FIG. 6 is an enlarged top view thereof; and,  
FIG. 7 is an enlarged bottom view thereof.

**1 Claim, 7 Drawing Sheets**

(56) **References Cited**

**U.S. PATENT DOCUMENTS**

D376,853 S *	12/1996	Hsia	.....	D24/214
D495,422 S *	8/2004	Chen	.....	D24/214
D623,310 S *	9/2010	Cheng	.....	D24/211
D666,732 S *	9/2012	Caggiano	.....	D24/214
D694,416 S *	11/2013	Tai	.....	D24/215
D713,050 S	9/2014	Kao		
D768,842 S *	10/2016	Peet	.....	D23/370



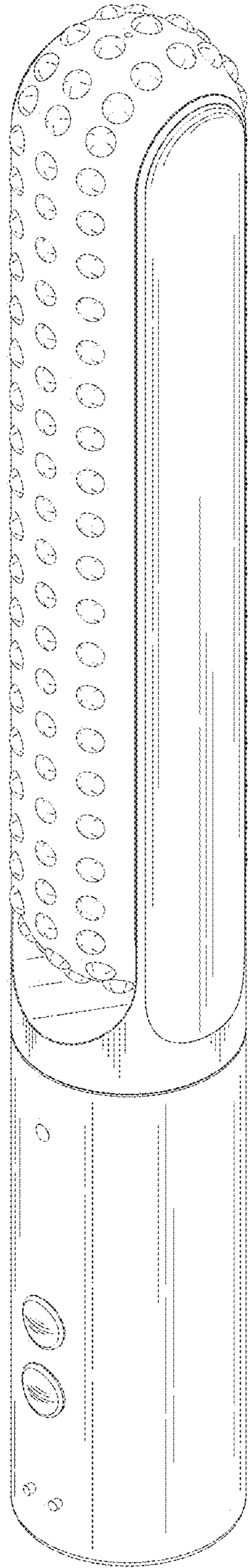


FIG. 1

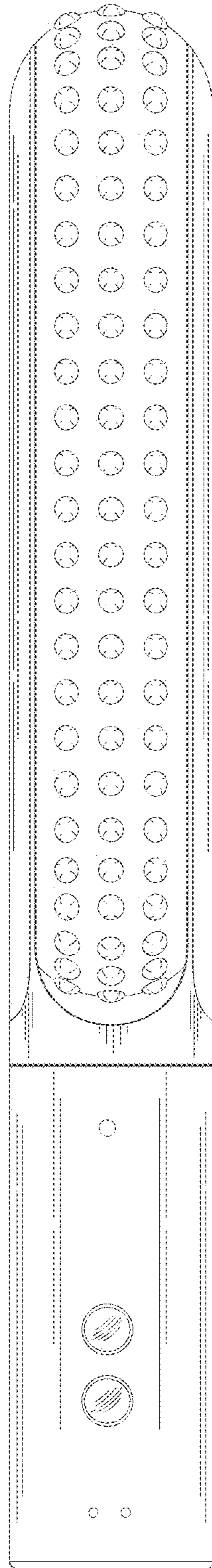


FIG. 2

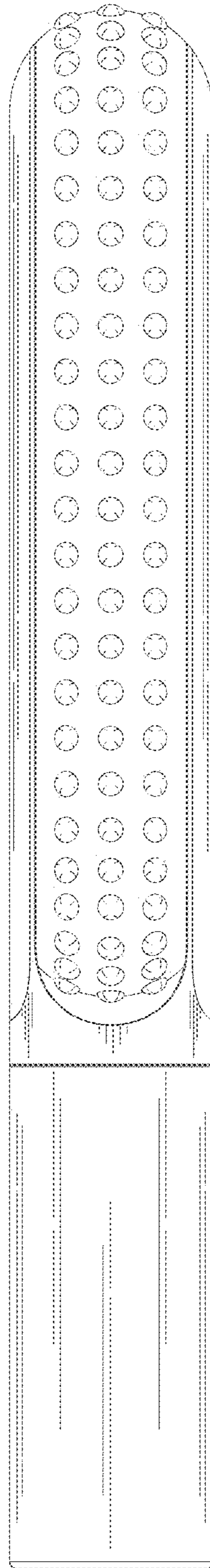


FIG. 3

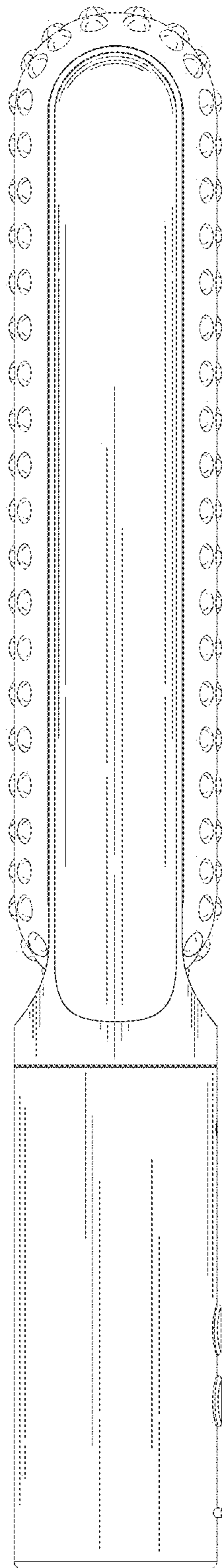


FIG. 4

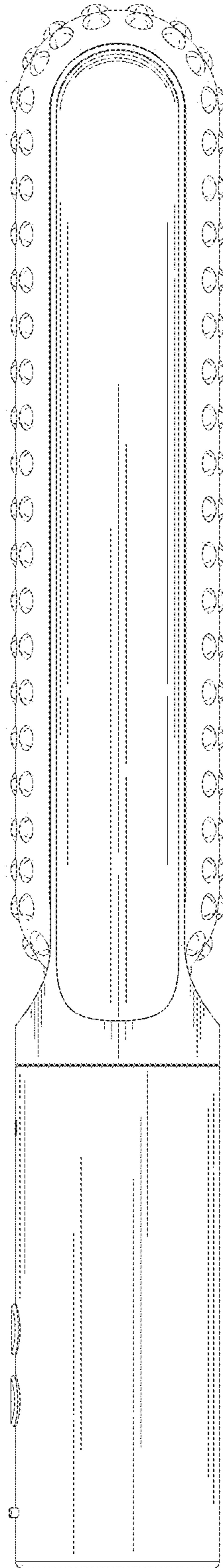


FIG. 5

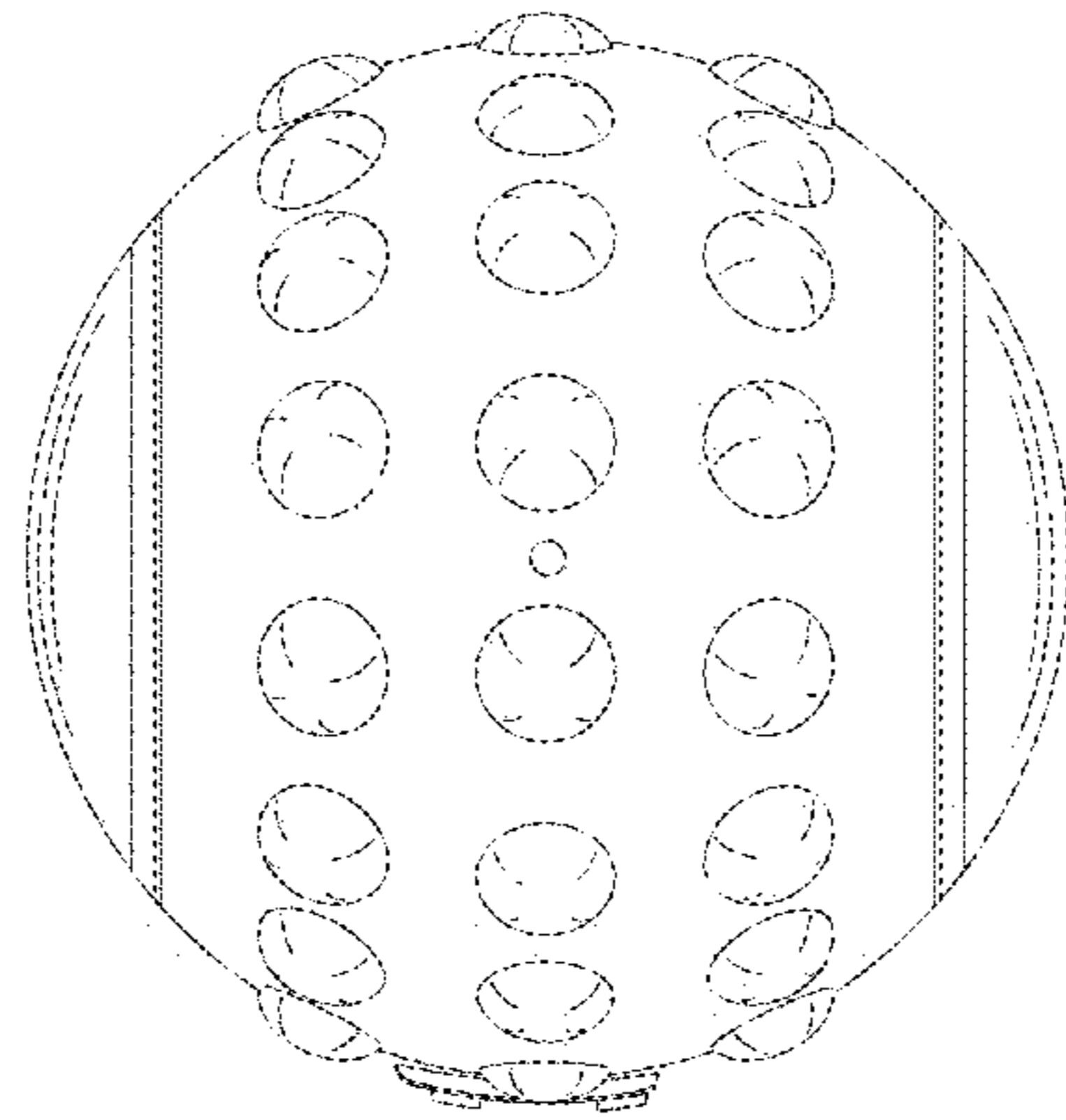


FIG. 6

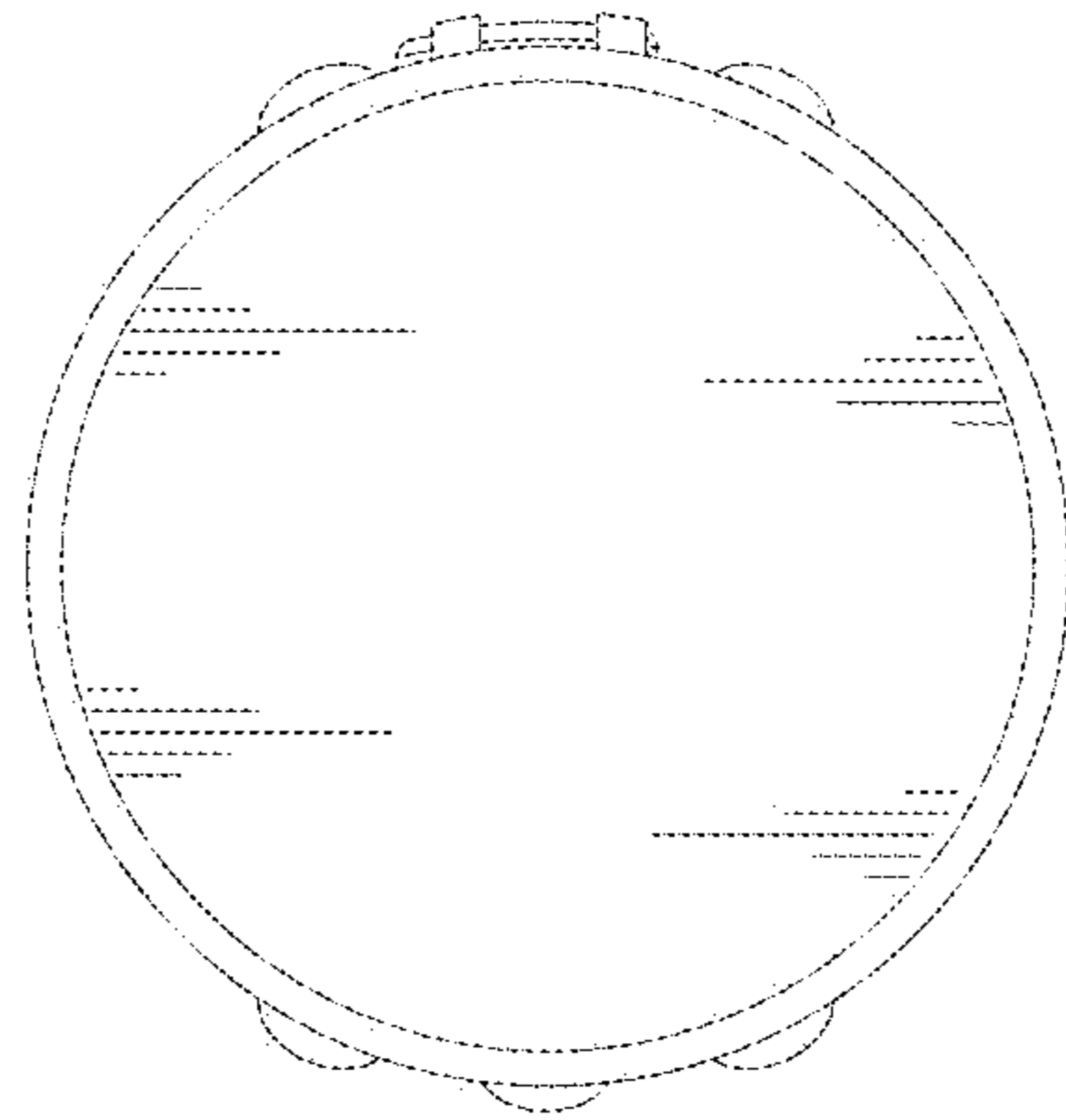


FIG. 7