



US00D975229S

(12) **United States Design Patent**  
**Hung**

(10) **Patent No.:** **US D975,229 S**

(45) **Date of Patent:** **\*\* Jan. 10, 2023**

- (54) **TENT FRAME**
- (71) Applicant: **Wei-Cheng Hung**, Chiayi (TW)
- (72) Inventor: **Wei-Cheng Hung**, Chiayi (TW)
- (\*\*) Term: **15 Years**
- (21) Appl. No.: **29/751,552**
- (22) Filed: **Sep. 22, 2020**
- (51) **LOC (14) Cl.** ..... **21-04**
- (52) **U.S. Cl.**  
USPC ..... **D21/839; D21/837; D25/56**
- (58) **Field of Classification Search**  
USPC ..... **D21/834-839; D25/56**  
CPC ..... **E04H 15/00; E04H 15/18; E04H 15/32;**  
**E04H 15/34; E04H 15/36; E04H 15/40;**  
**E04H 15/405; E04H 15/44; E04H 15/48;**  
**E04H 1/1205**  
  
See application file for complete search history.

- 7,451,776 B2 \* 11/2008 Chen ..... E04H 15/48  
135/147
- 8,613,177 B2 \* 12/2013 Pili ..... E04H 15/48  
52/645
- D722,180 S \* 2/2015 Gowrie ..... D25/22
- D884,815 S \* 5/2020 Hu ..... D21/837
- 11,230,857 B2 \* 1/2022 Yang ..... E04H 15/44
- 2005/0178422 A1 \* 8/2005 Wu ..... E04H 15/58  
135/158
- 2005/0284037 A1 \* 12/2005 Merritt ..... E04H 15/44  
52/82
- 2007/0215191 A1 \* 9/2007 Huang ..... E04H 15/44  
135/131
- 2012/0006373 A1 \* 1/2012 Stehly ..... E04H 15/50  
135/140
- 2021/0396038 A1 \* 12/2021 Chu ..... E04H 15/60

\* cited by examiner

*Primary Examiner* — Cynthia M. Chin

(74) *Attorney, Agent, or Firm* — Alan D. Kamrath; Karin L. Williams; Mayer & Williams PC

(57) **CLAIM**

The ornamental design for a tent frame, as shown and described.

(56) **References Cited**

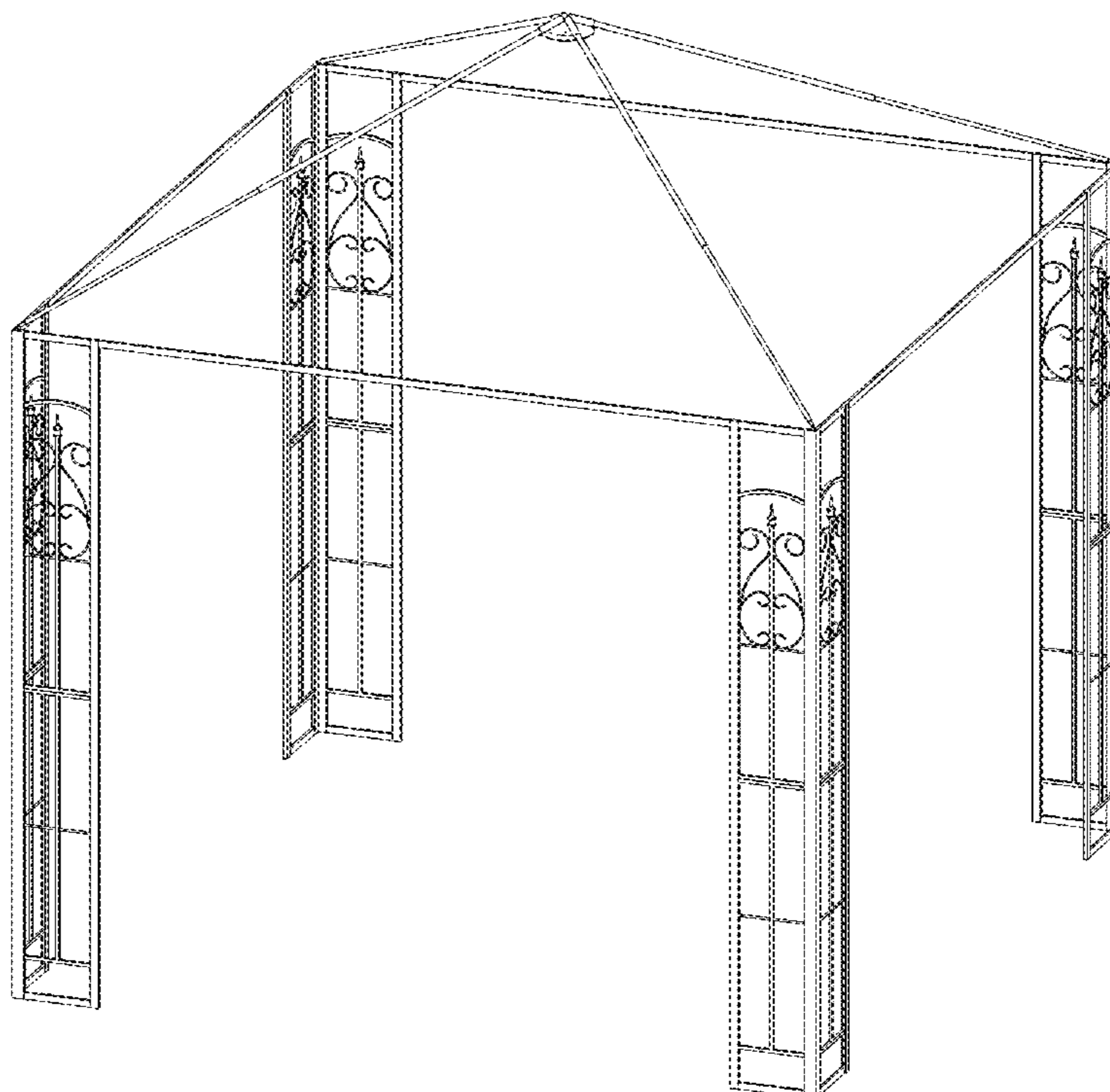
U.S. PATENT DOCUMENTS

- 6,216,717 B1 \* 4/2001 Chen ..... E04H 15/44  
135/130
- D458,689 S \* 6/2002 Wang ..... D25/1
- 6,745,521 B1 \* 6/2004 Klemming ..... E04H 1/1205  
52/79.6
- D506,262 S \* 6/2005 Wang ..... D25/56
- 6,923,195 B2 \* 8/2005 Tseng ..... E04H 15/34  
135/159
- D532,116 S \* 11/2006 Merritt ..... D25/56
- 7,207,344 B2 \* 4/2007 Wu ..... E04H 15/58  
135/160

**DESCRIPTION**

FIG. 1 is a perspective view of a tent frame showing my design;  
 FIG. 2 is a front side elevation view thereof, the rear side, left side and right side elevation views all being a mirror image thereof;  
 FIG. 3 is a top plan view thereof; and,  
 FIG. 4 is a bottom plan view thereof.

**1 Claim, 4 Drawing Sheets**



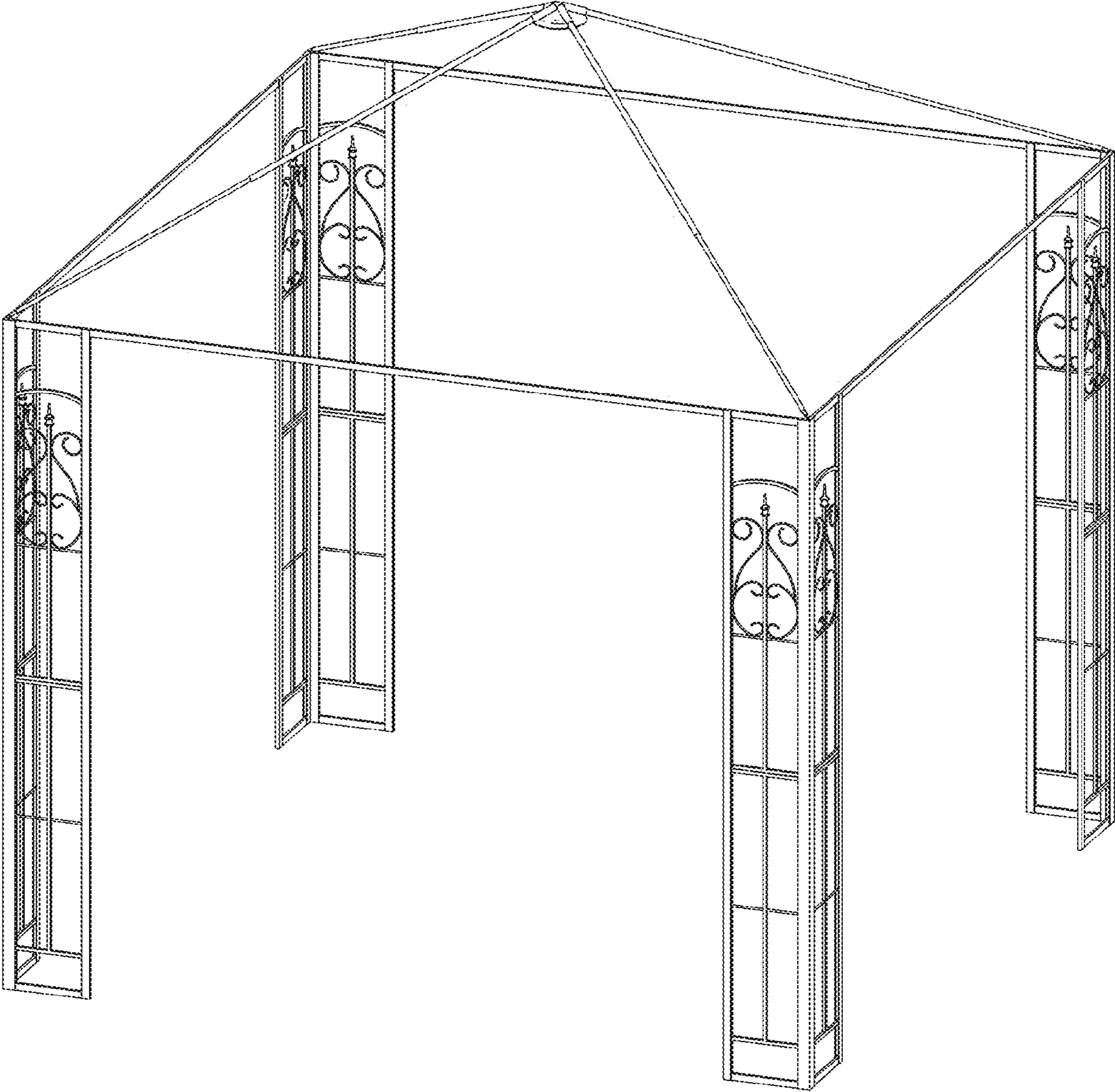


FIG. 1

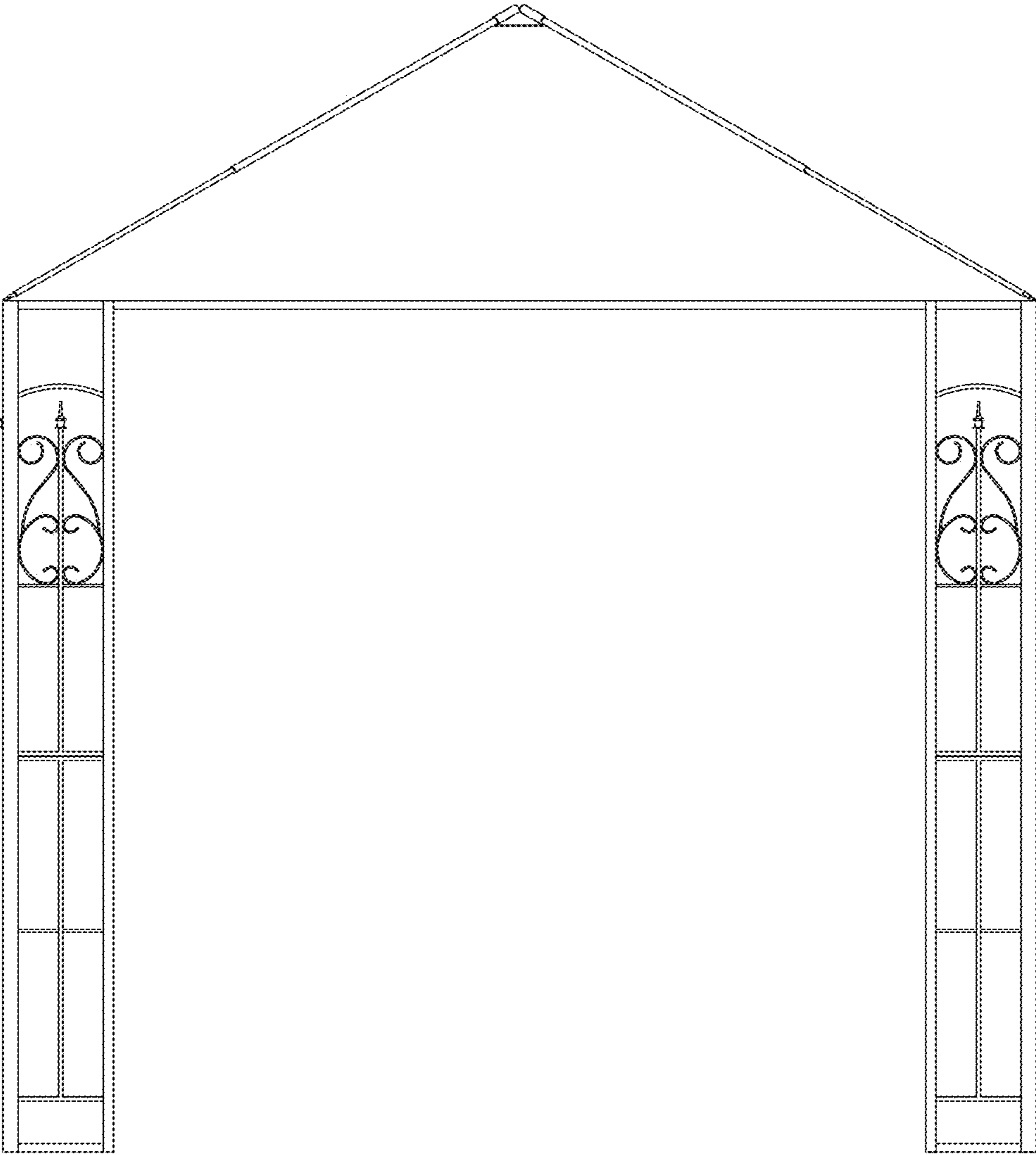


FIG. 2




FIG. 3






FIG. 4