

US00D975223S

(12) **United States Design Patent**
Zhang

(10) **Patent No.:** **US D975,223 S**

(45) **Date of Patent:** **** Jan. 10, 2023**

- (54) **FLOATING GOLF GREEN**
- (71) Applicant: **Mengmeng Zhang**, Taiyuan (CN)
- (72) Inventor: **Mengmeng Zhang**, Taiyuan (CN)
- (*) Notice: Patent file contains an affidavit/declaration under 37 CFR 1.130(b).

- 8,814,716 B2 * 8/2014 Pennington A63B 69/3661
473/157
- D825,125 S * 8/2018 Johnson D32/40
- 2010/0304880 A1 * 12/2010 Li A63B 69/3661
473/278
- 2012/0077612 A1 * 3/2012 Pralle A63B 69/3661
473/279
- 2022/0105412 A1 * 4/2022 Dowty A63B 69/3661

- (**) Term: **15 Years**
- (21) Appl. No.: **29/821,493**
- (22) Filed: **Dec. 30, 2021**
- (51) **LOC (14) Cl.** **21-02**
- (52) **U.S. Cl.**
USPC **D21/792**
- (58) **Field of Classification Search**
USPC D21/686, 792, 671, 791, 789
See application file for complete search history.

OTHER PUBLICATIONS

PLBBJH, [announced Mar. 12, 2021], [site visited Aug. 10, 2022]. Available on internet, URL: <https://www.amazon.com/PLBBJH-Floating-Putting-Practice-Training/dp/B08YQNC9GH/ref> (Year: 2021).*

* cited by examiner

Primary Examiner — Khawaja Anwar
Assistant Examiner — Julice Seung Eun Oum

- (56) **References Cited**
- U.S. PATENT DOCUMENTS**
- 2,124,123 A * 7/1938 Rosengarten A63C 19/04
15/208
- 3,880,432 A * 4/1975 Coffey A63B 69/3661
428/17
- 3,892,412 A * 7/1975 Koo A63B 69/3661
473/160
- 5,028,052 A * 7/1991 Miller A63B 69/3661
273/DIG. 31
- 5,456,471 A * 10/1995 MacDonald A63B 69/3661
473/278
- D481,434 S * 10/2003 Fabac D21/792
- D566,218 S * 4/2008 Puterbaugh D21/792
- 7,549,932 B1 * 6/2009 Miyamoto A63B 69/3661
473/278
- 7,568,980 B1 * 8/2009 Janus A63B 69/3661
473/278
- D624,141 S 9/2010 Lai


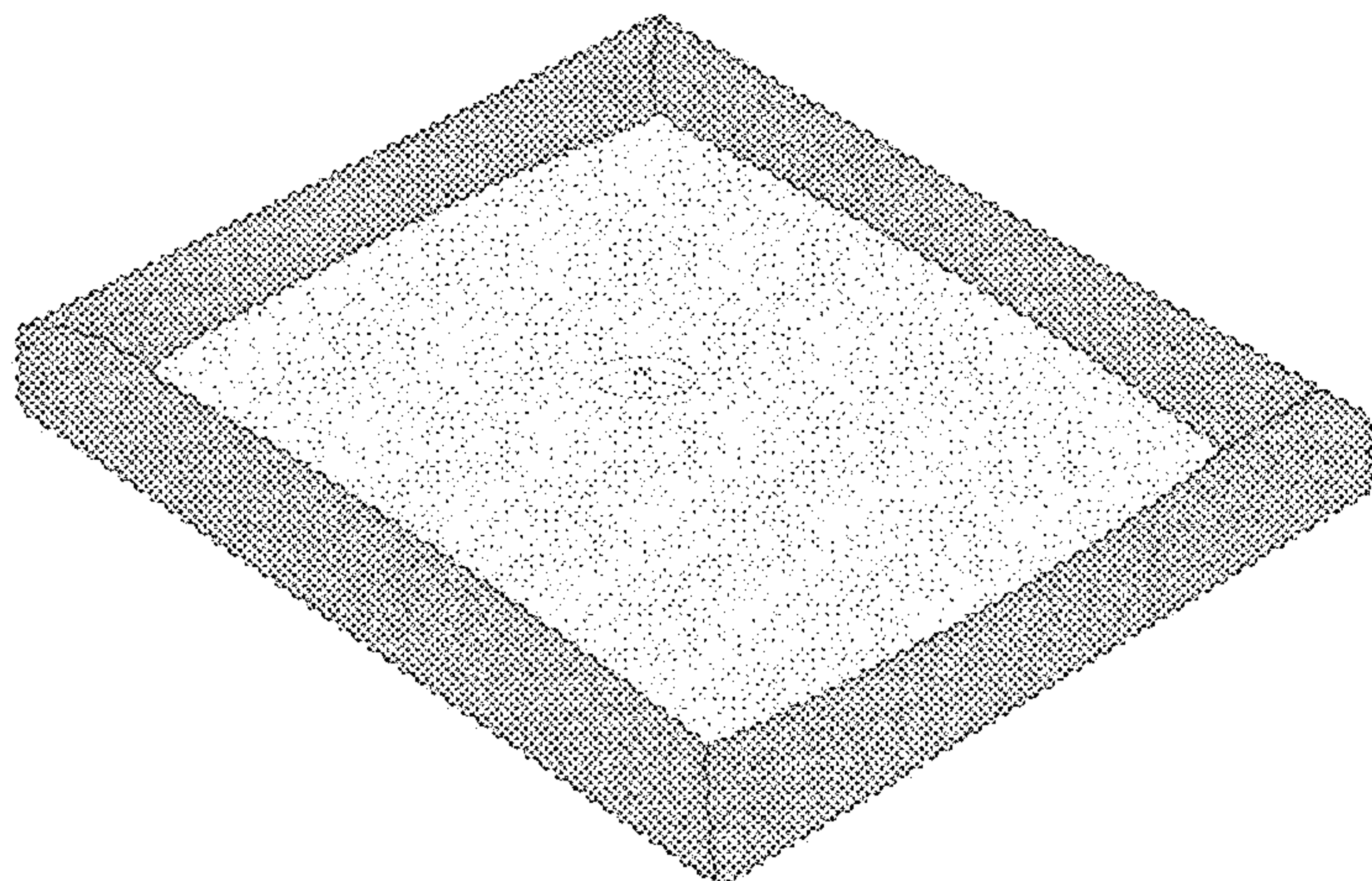
(57) **CLAIM**

The ornamental design for floating golf green, substantially as shown and described.

DESCRIPTION

FIG. 1 is a front perspective view of floating golf green, showing my new design;
 FIG. 2 is a front view thereof;
 FIG. 3 is a rear view thereof;
 FIG. 4 is a left side view thereof;
 FIG. 5 is a right side view thereof;
 FIG. 6 is a top view thereof; and,
 FIG. 7 is a bottom view thereof.
 The broken lines in the drawings illustrate the portions of the floating golf green, which form no part of the claimed design.

1 Claim, 7 Drawing Sheets



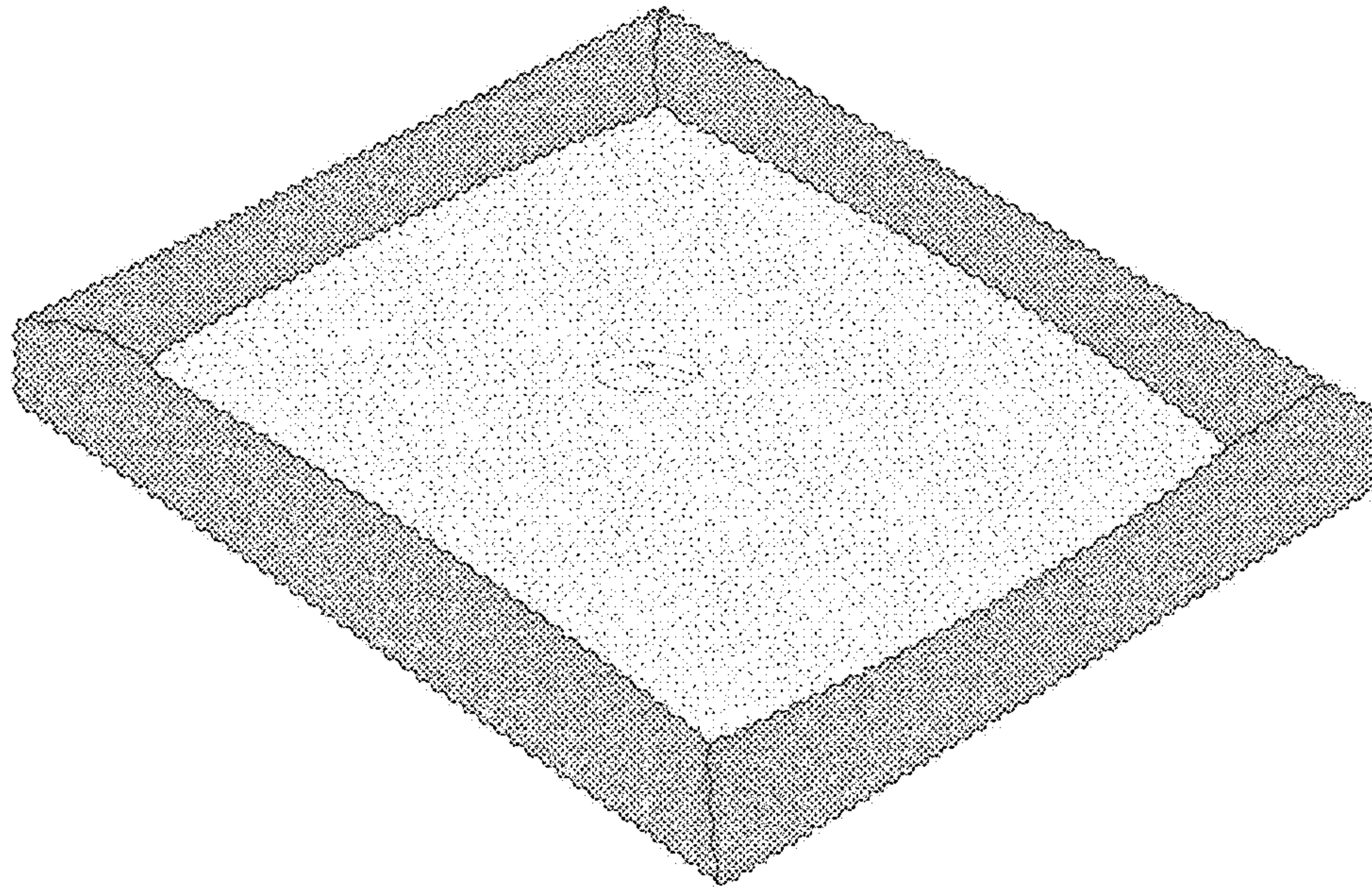


FIG. 1




FIG. 2




FIG. 3




FIG. 4




FIG. 5




FIG. 6




FIG. 7