



US00D975211S

(12) **United States Design Patent** (10) **Patent No.:** **US D975,211 S**
Horita et al. (45) **Date of Patent:** **** Jan. 10, 2023**

- (54) **HAND GRIPS OF A FITNESS EQUIPMENT UNIT**
- (71) Applicant: **PELOTON INTERACTIVE, INC.**,
New York, NY (US)
- (72) Inventors: **Sean K. Horita**, Woodinville, WA
(US); **Daniel H. Norberg**, Seattle, WA
(US); **Bradley J. Sliger**, Woodinville,
WA (US)
- (73) Assignee: **Peloton Interactive, Inc.**, New York,
NY (US)
- (**) Term: **15 Years**
- (21) Appl. No.: **29/766,708**
- (22) Filed: **Jan. 18, 2021**
- (51) **LOC (14) Cl.** **21-02**
- (52) **U.S. Cl.**
USPC **D21/670**
- (58) **Field of Classification Search**
USPC D21/663, 666, 668, 669, 670
CPC A63B 2230/06; A63B 2230/75; A63B
22/0017; A63B 22/02; A63B 23/04
See application file for complete search history.

(56) **References Cited**

U.S. PATENT DOCUMENTS

- 4,708,338 A * 11/1987 Potts A63B 22/0056
482/52
- 4,927,136 A * 5/1990 Leask A63B 22/04
482/52
- D343,879 S * 2/1994 Koga D21/670
- 5,352,166 A * 10/1994 Chang A63B 69/0048
482/52
- D690,375 S * 9/2013 Horita D21/668
- D749,683 S * 2/2016 Staal D21/671
- 9,561,398 B2 * 2/2017 Chen A63B 22/04
- 9,789,355 B1 * 10/2017 Lo A63B 22/04

- D820,922 S * 6/2018 Saragoni D21/670
- 9,993,682 B2 * 6/2018 Johnson A63B 21/0052
- 10,532,247 B2 * 1/2020 Coray A63B 22/025
- D927,616 S * 8/2021 Horita D21/696
- D928,257 S * 8/2021 Horita D21/696
- 11,358,025 B2 * 6/2022 Corbalis A63B 22/04
- 2012/0238409 A1 * 9/2012 Halsey A63B 21/0053
- (Continued)

OTHER PUBLICATIONS

“StairMaster 10 Series” Nov. 23, 2019, Amazon, site visited May
12, 2022: <https://amzn.to/3157odC> (Year: 2019).*

(Continued)

Primary Examiner — Jack Reickel
Assistant Examiner — Salamah Jordan
 (74) *Attorney, Agent, or Firm* — Haynes and Boone, LLP

(57) **CLAIM**

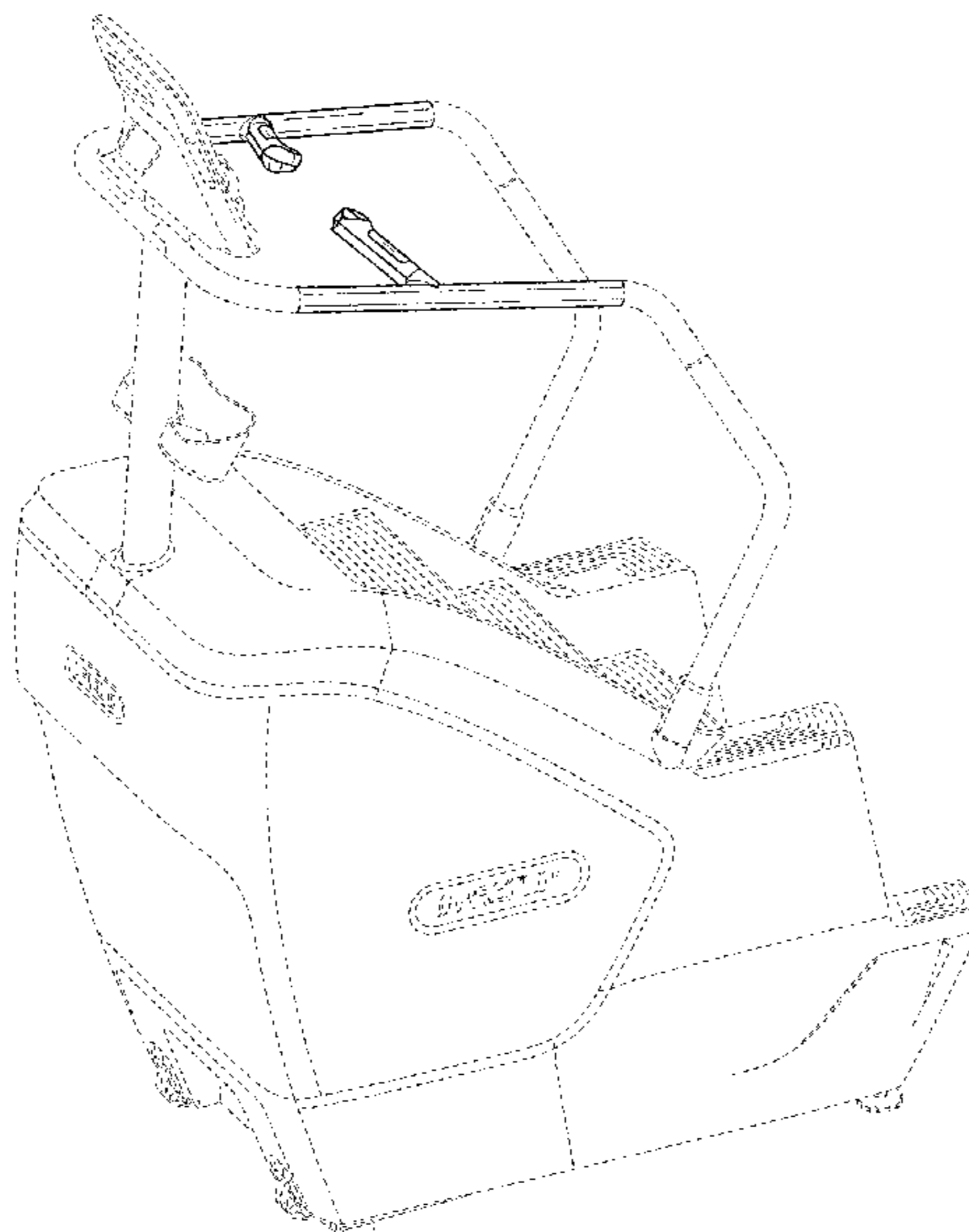
We claim the ornamental design for hand grips of a fitness equipment unit, as shown and described.

DESCRIPTION

FIG. 1 is a rear, side perspective view of hand grips of a fitness equipment unit;
 FIG. 2 is a front, top perspective view of the hand grips of FIG. 1;
 FIG. 3 is a rear view of the hand grips of FIG. 1;
 FIG. 4 is a front view of the hand grips of FIG. 1;
 FIG. 5 is a first side view of the hand grips of FIG. 1;
 FIG. 6 a second side view of the hand grips of FIG. 1; and,
 FIG. 7 is a top view of the hand grips of FIG. 1.

The ornamental design that is claimed is shown in solid lines in the drawings. The broken (dashed) lines shown in the figures are included for the purpose of illustrating environmental elements only and form no part of the claimed design. The dot-dash broken line(s) define the bounds of the claimed design and form no part thereof.

1 Claim, 7 Drawing Sheets



(56)

References Cited

U.S. PATENT DOCUMENTS

2012/0264572 A1* 10/2012 Fenster A63B 21/0051
482/52
2015/0190670 A1* 7/2015 Strommen A63B 21/0057
2019/0022455 A1* 1/2019 Kueker A63B 21/0058
2022/0023708 A1* 1/2022 Marjama A63B 21/00069

OTHER PUBLICATIONS

StairMaster 8 Series Guantlet Aug. 12, 2020, Fitness Superstore,
site visited May 12, 2022: <https://bit.ly/3l6C8L2> (Year: 2020).*

“Behind the Scenes—TRUE Palisade Climber” May 31, 2019,
YouTube, site visited May 18, 2022: <https://youtu.be/LWCVUKaEwOk> (Year: 2019).*

* cited by examiner

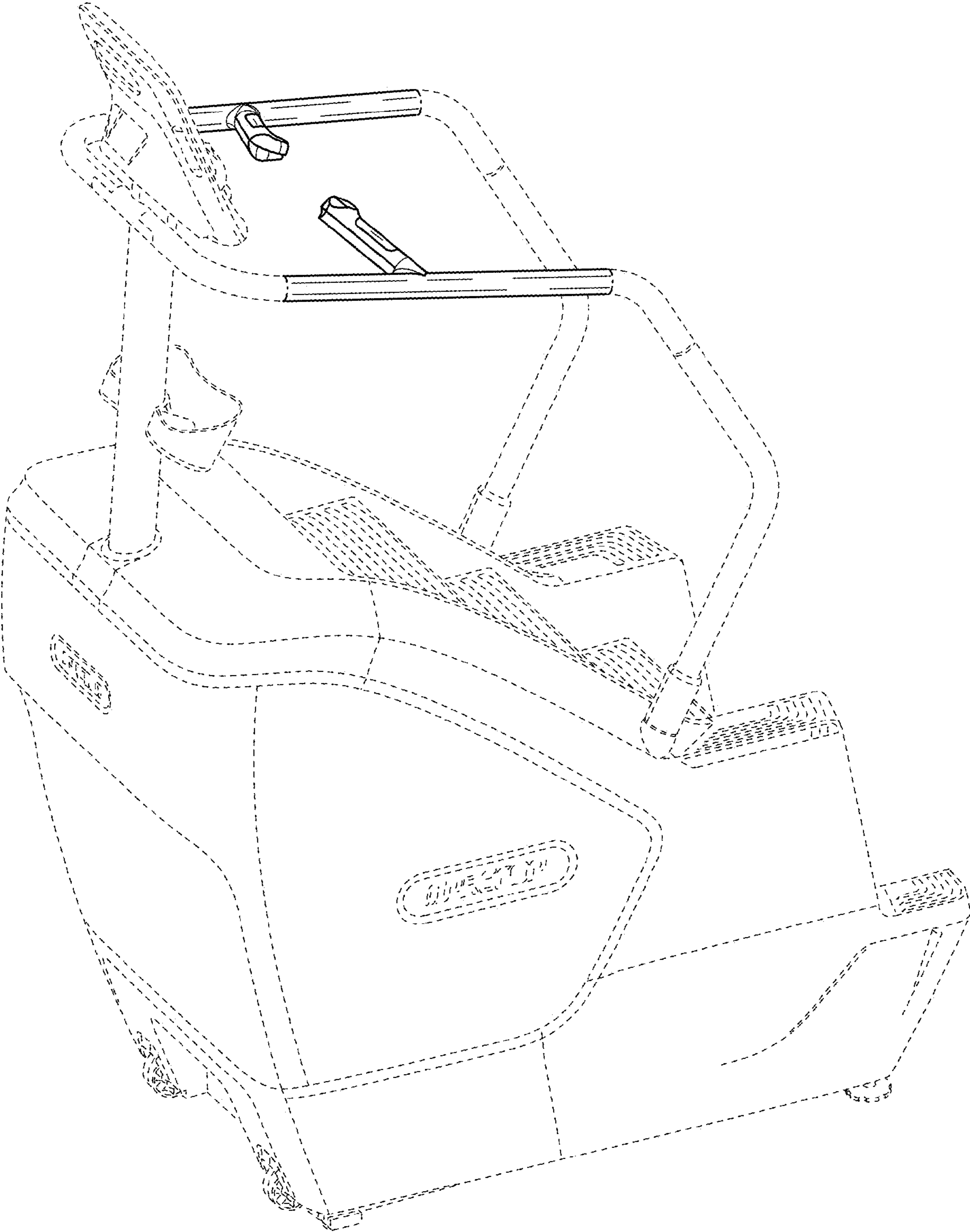


FIG. 1

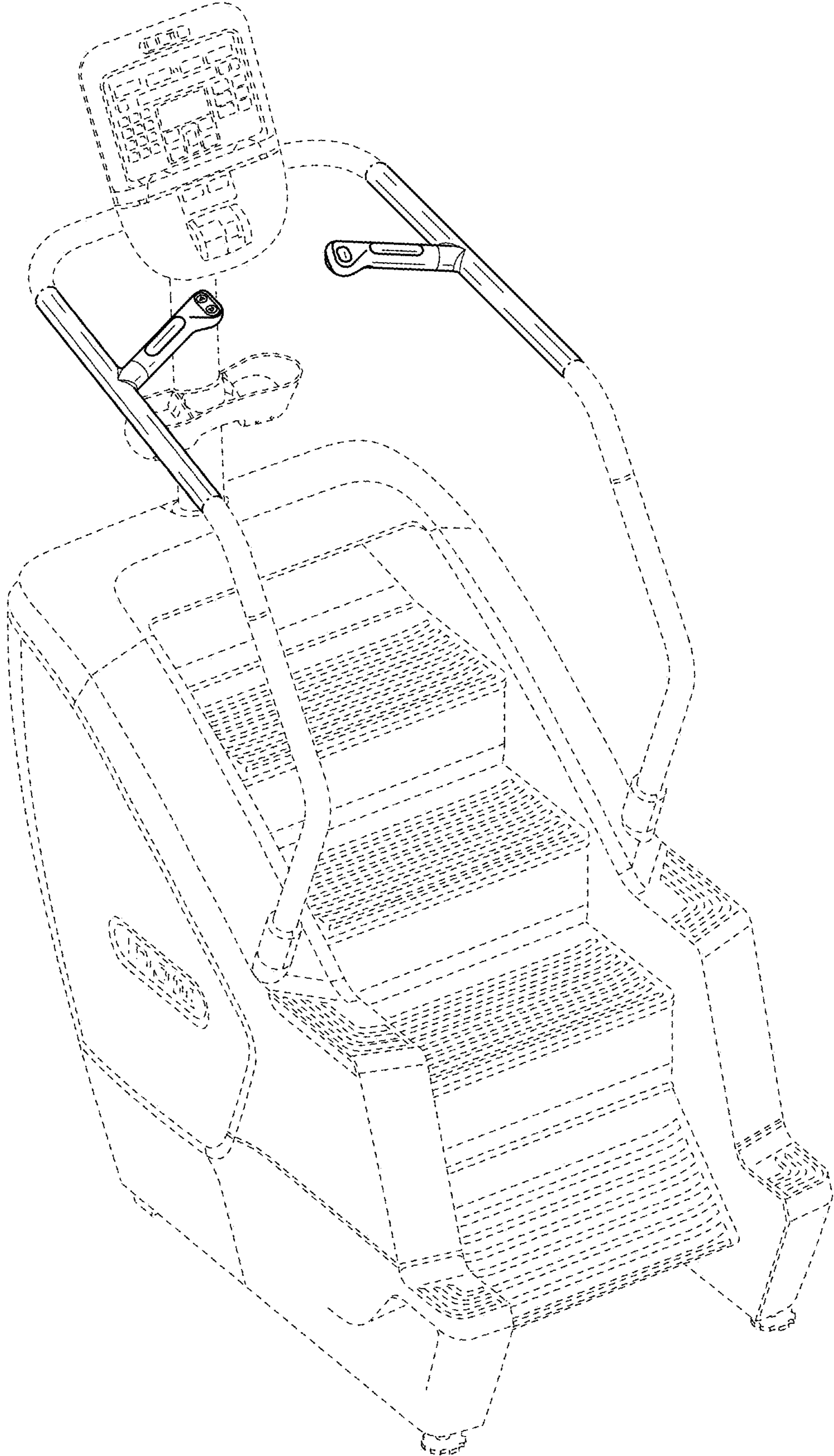


FIG. 2

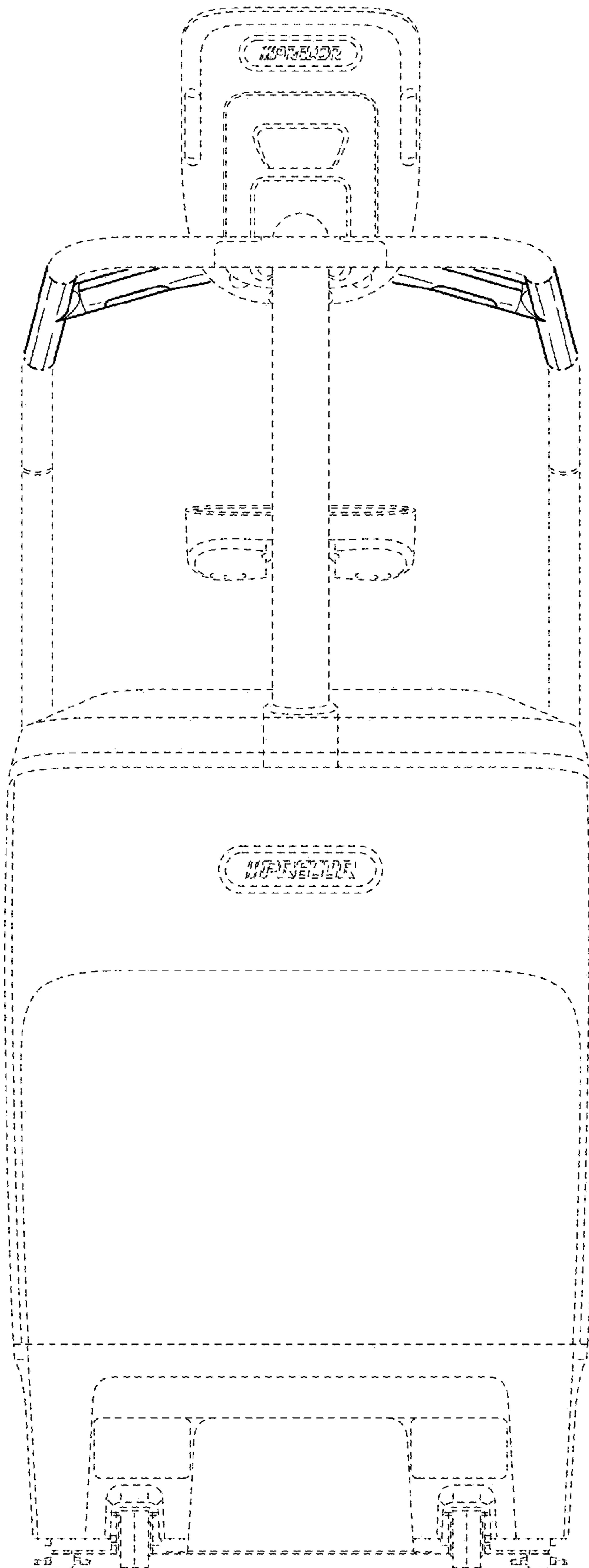


FIG. 3

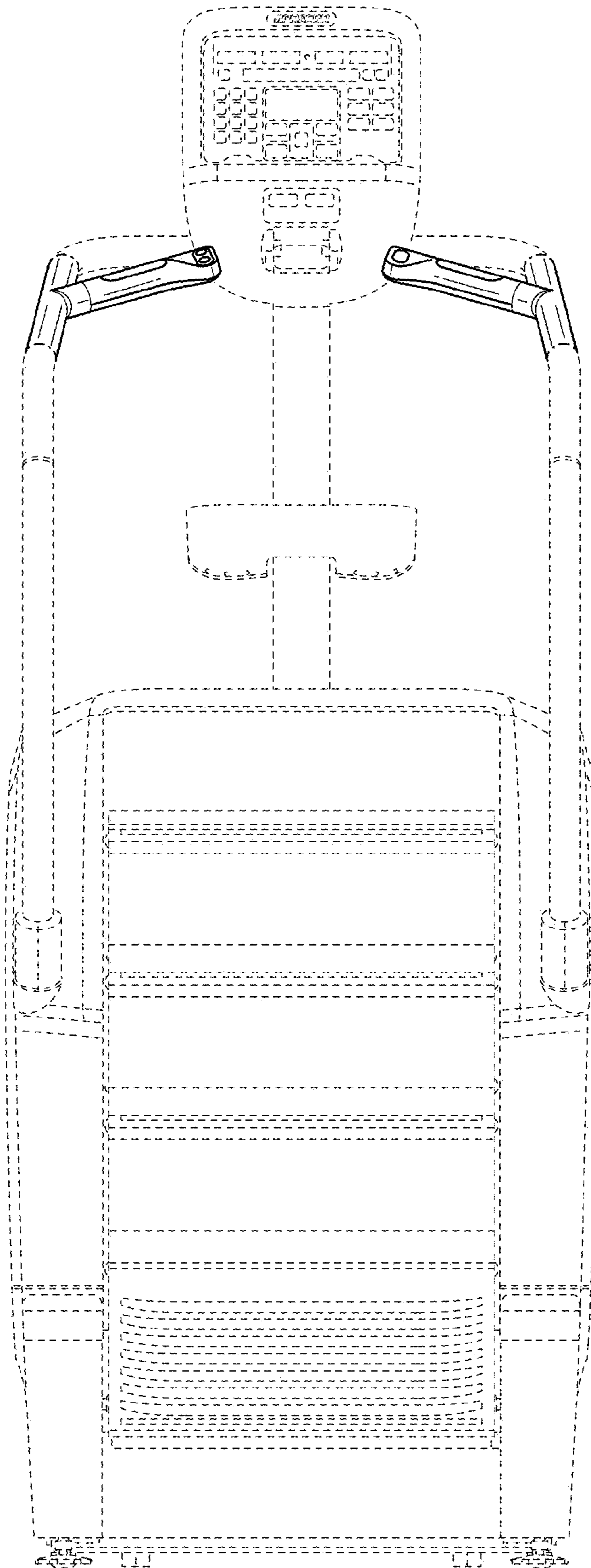


FIG. 4

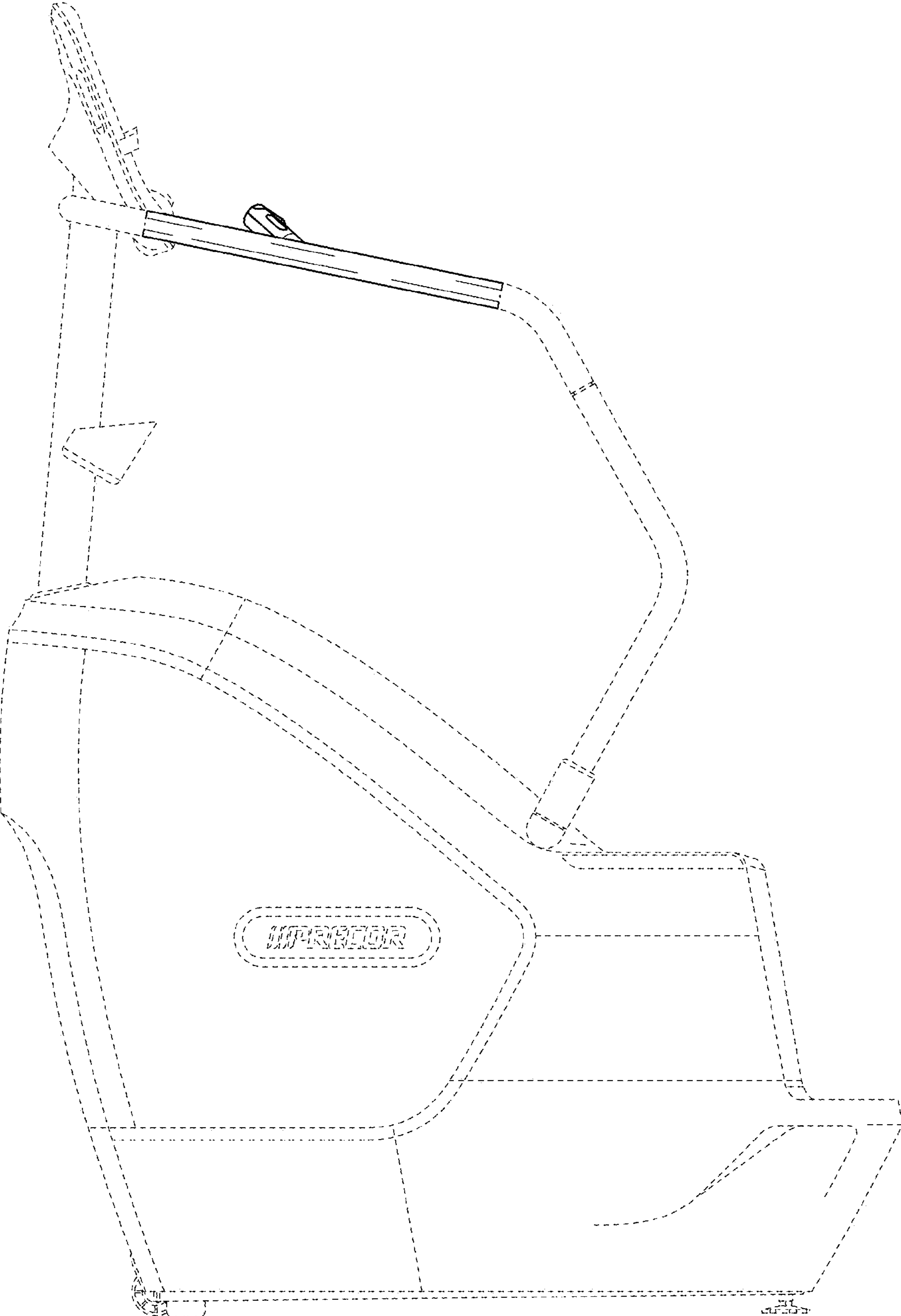


FIG. 5

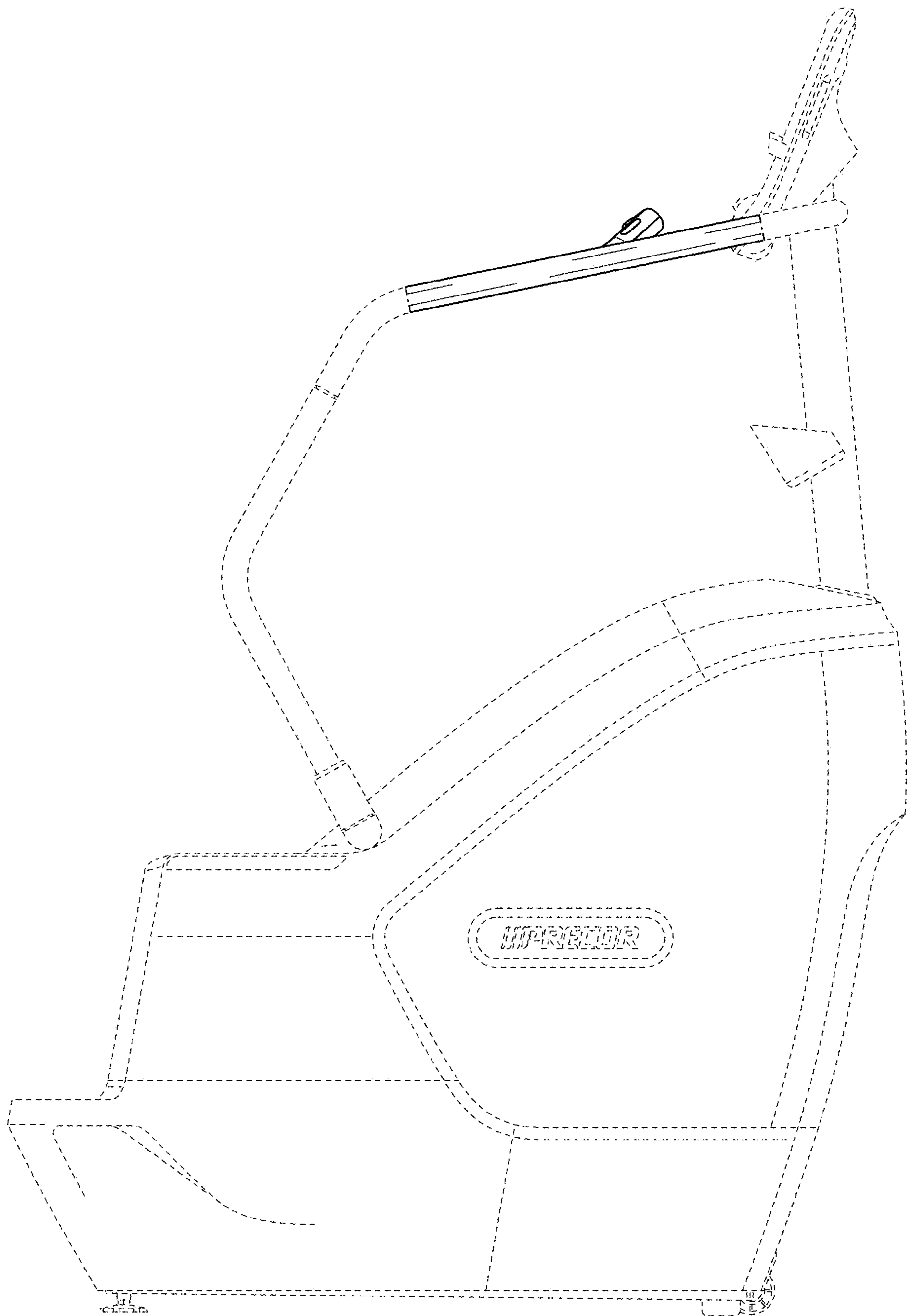


FIG. 6

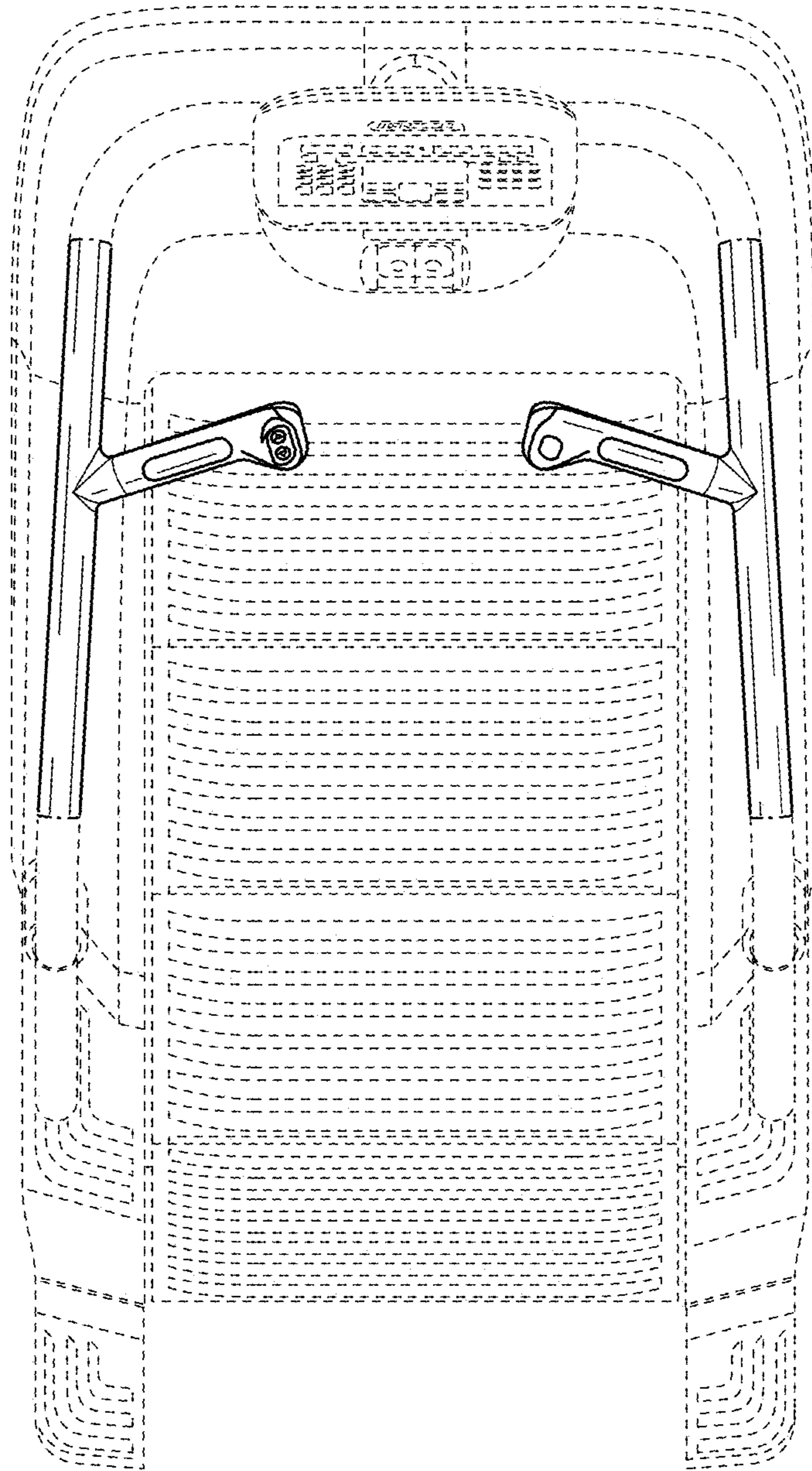


FIG. 7