



US00D975149S

(12) **United States Design Patent**  
**Hollatz**

(10) **Patent No.:** **US D975,149 S**

(45) **Date of Patent:** **\*\* Jan. 10, 2023**

(54) **PORTABLE DRILL PRESS**

D657,218 S \* 4/2012 Wilder ..... D8/51  
9,555,481 B2 1/2017 Nowland  
10,058,928 B2 \* 8/2018 Timpson ..... B23B 45/00

(71) Applicant: **David A. Hollatz**, Stratford, WI (US)

(72) Inventor: **David A. Hollatz**, Stratford, WI (US)

(\*\*) Term: **15 Years**

(21) Appl. No.: **29/756,388**

(22) Filed: **Oct. 28, 2020**

(51) **LOC (14) Cl.** ..... **15-09**

(52) **U.S. Cl.**  
USPC ..... **D15/132**; D15/138; D15/140; D15/142;  
D8/70

(58) **Field of Classification Search**

USPC ..... D8/51, 61, 70; D15/132, 138, 140, 141,  
D15/142

CPC ..... B23B 45/00; B27C 3/08; B25H 1/0021;  
B25H 1/0057; B25H 1/10

See application file for complete search history.

(56) **References Cited**

**U.S. PATENT DOCUMENTS**

2,925,001	A	2/1960	E. Johnson	
3,552,239	A *	1/1971	Yeaman	..... B25H 1/0057 408/180
4,494,895	A	1/1985	Leaf	
4,738,433	A *	4/1988	Hoff	..... E01F 9/623 254/DIG. 1
5,022,632	A *	6/1991	Beideck	..... E01F 9/60 254/132
5,464,192	A *	11/1995	Burnham	..... E04H 17/265 254/30
D371,492	S *	7/1996	Pfeil	..... D8/14

**OTHER PUBLICATIONS**

Portable Drill Press, YouTube, uploaded by for Sale by Inventor, upload date: Sep. 17, 2021 [online], site visited date: Aug. 18, 2022, [https://www.youtube.com/watch?v=YQZD\\_DtSt0A](https://www.youtube.com/watch?v=YQZD_DtSt0A) (Year: 2021). \*  
Wooden Drill Press. Article [online]. © 2008-2020 Yoon Chee Tuck [published on Jul. 29, 2014; retrieved on Jun. 7, 2017]. Retrieved from the Internet: <URL: <http://free-marine.com/yoon/wooden-drill-press/>>.

\* cited by examiner

*Primary Examiner* — Calvin E Vansant

*Assistant Examiner* — Eidiol Ghigliotty Torres

(74) *Attorney, Agent, or Firm* — Cramer Patent & Design, PLLC; Aaron R. Cramer

(57) **CLAIM**

The ornamental design for a portable drill press, as shown and described.

**DESCRIPTION**

FIG. 1 is a perspective top front right view of a portable drill press, showing my new design;  
FIG. 2 is a perspective top rear left view thereof;  
FIG. 3 is a front elevation view thereof;  
FIG. 4 is a rear elevation view thereof;  
FIG. 5 is a right elevation view thereof;  
FIG. 6 is a left elevation view thereof;  
FIG. 7 is a top plan view thereof; and,  
FIG. 8 is a bottom plan view thereof.

**1 Claim, 4 Drawing Sheets**






FIG. 1




FIG. 2

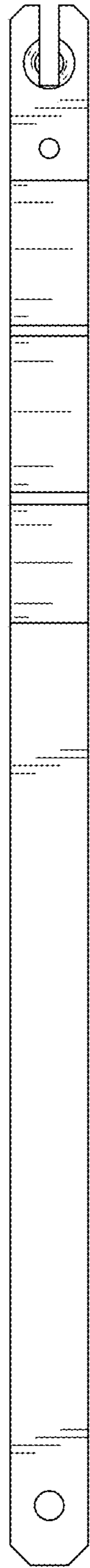


FIG. 3

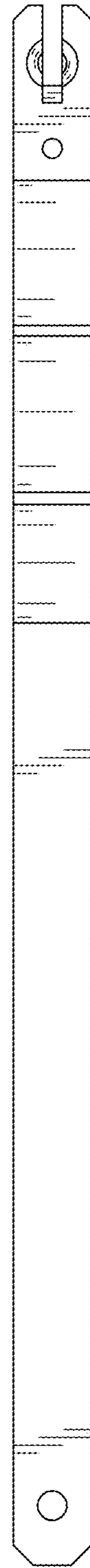


FIG. 4




FIG. 5



FIG. 6



FIG. 7

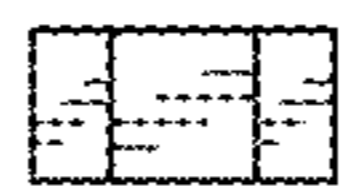


FIG. 8