



US00D975102S

(12) **United States Design Patent**
Svidler

(10) **Patent No.:** **US D975,102 S**
(45) **Date of Patent:** **** Jan. 10, 2023**

(54) **MONITOR MOUNTING PLATE**
(71) Applicant: **Ilya Svidler**, Staten Island, NY (US)
(72) Inventor: **Ilya Svidler**, Staten Island, NY (US)

2016/0010836 A1 1/2016 Patterson et al.
2016/0369980 A1 12/2016 Lan et al.
2017/0011669 A1 1/2017 Meersman et al.
2017/0198890 A1 7/2017 Jurewicz et al.

(Continued)

(**) Term: **15 Years**

FOREIGN PATENT DOCUMENTS

(21) Appl. No.: **29/760,407**

CN 304757864 * 8/2018
KR 300827511.0000 * 11/2015

(22) Filed: **Dec. 1, 2020**

OTHER PUBLICATIONS

(51) **LOC (14) Cl.** **14-02**

(52) **U.S. Cl.**

USPC **D14/451**

(58) **Field of Classification Search**

USPC D12/223; D14/447-452, 127-129, 239,
D14/336, 371, 373-377; D6/449, 513;
D8/349, 354, 355, 363, 371, 373-377;
248/176.1, 201, 205.1, 220.21, 223.31,
248/231.9, 274.1, 276.1, 281.11;
348/825, 827, 836

WALI VESA Mounting Plate 75 by 75 mm to 100 by 100 mm for
WALI Monitor Mounti, available in Amazon.com, date first avail-
able Dec. 12, 2018 [online], [site visited Aug. 17, 2022], Available
from the internet URL: https://www.amazon.com/WALI-Mounting-75x75mm-100x100mm-VESA-1/dp/B07LB8HPBH/ref=sr_1_3?crid=KRQCPG86YDHC&k.*

(Continued)

See application file for complete search history.

Primary Examiner — Darlington Ly
Assistant Examiner — D. Ryan Tisdale
(74) *Attorney, Agent, or Firm* — Goldstein Law Offices,
P.C.

(56) **References Cited**

U.S. PATENT DOCUMENTS

D489,377 S * 5/2004 van Kuijk D14/451
6,729,054 B1 5/2004 VanderTuin
D560,677 S * 1/2008 Wohlford D14/451
7,316,377 B2 * 1/2008 Smed F16M 13/02
248/176.1
D561,189 S * 2/2008 Wohlford D14/451
D571,188 S * 6/2008 Brassard D8/354
D719,934 S * 12/2014 Xiao D14/251
9,395,472 B2 7/2016 Kim et al.
D763,235 S * 8/2016 Brown D14/239
9,443,451 B2 9/2016 Sutherland et al.
D795,394 S * 8/2017 Schramski D23/249
9,797,547 B2 * 10/2017 Meyer F16M 11/04
9,903,567 B2 2/2018 Lan et al.
D837,798 S * 1/2019 Janzen D14/447
10,354,564 B2 7/2019 Topousis et al.

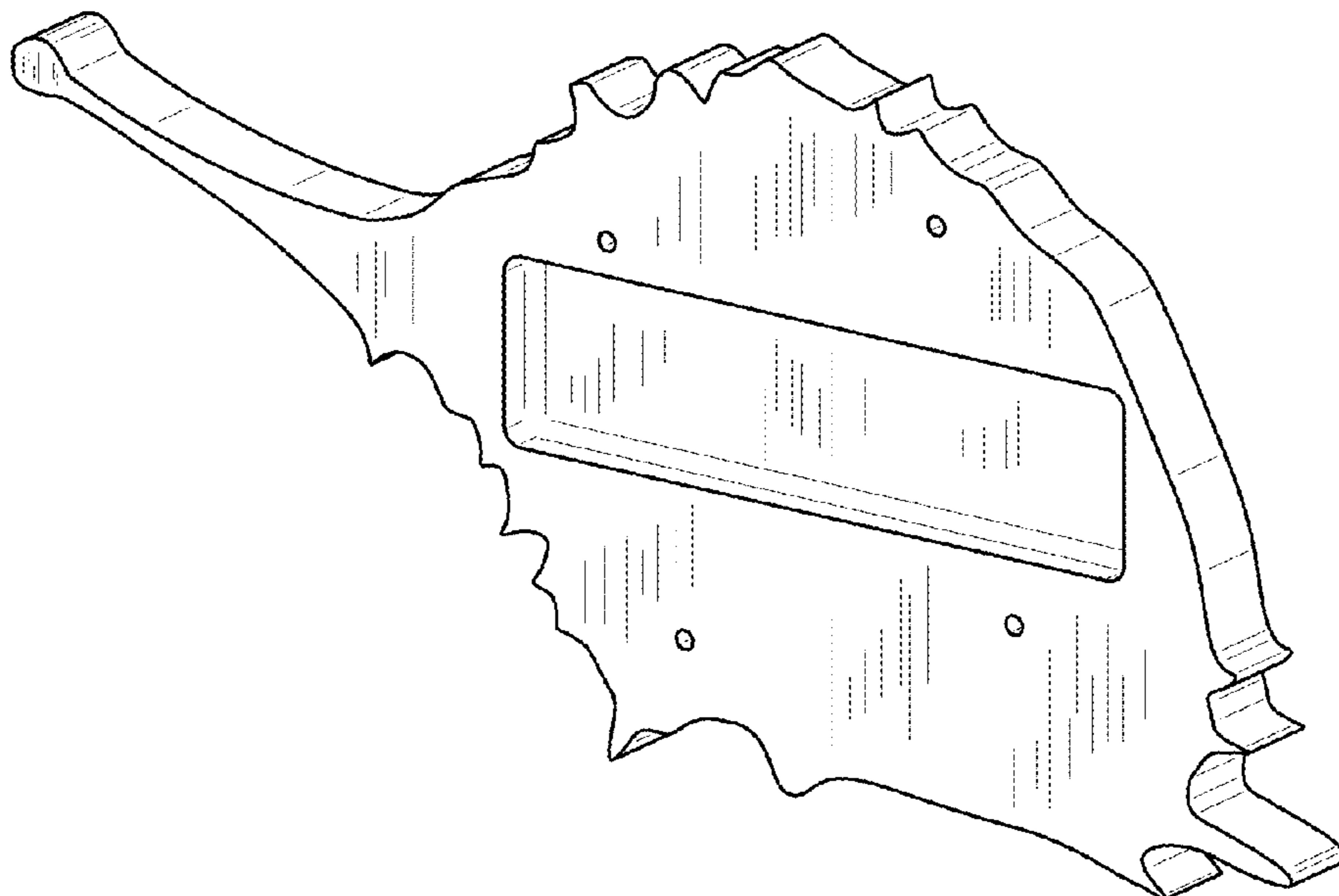
(57) **CLAIM**

The ornamental design for a monitor mounting plate, as
shown and described.

DESCRIPTION

FIG. 1 is a perspective view of the monitor mounting plate.
FIG. 2 is a front elevational view of the monitor mounting
plate.
FIG. 3 is a rear elevational view thereof.
FIG. 4 is a top plan view thereof.
FIG. 5 is a bottom plan view thereof.
FIG. 6 is a right side elevational view thereof; and,
FIG. 7 is a left side elevational view thereof.

1 Claim, 4 Drawing Sheets



(56)

References Cited

U.S. PATENT DOCUMENTS

2018/0350277 A1 12/2018 Entwistle

OTHER PUBLICATIONS

TTETVIK Monitor Wall Mount Most 14-24" TVs Computer Universal Low Profile, available in Amazon.com, date first available May 2, 2017 [online], [site visited Aug. 17, 2022], Available from the internet URL: https://www.amazon.com/Orienttvbracket-Bracket-Position-Plasma-100x100mm/dp/B071VCYBXW/ref=sr_1_45?crid=KRQCP.*

* cited by examiner

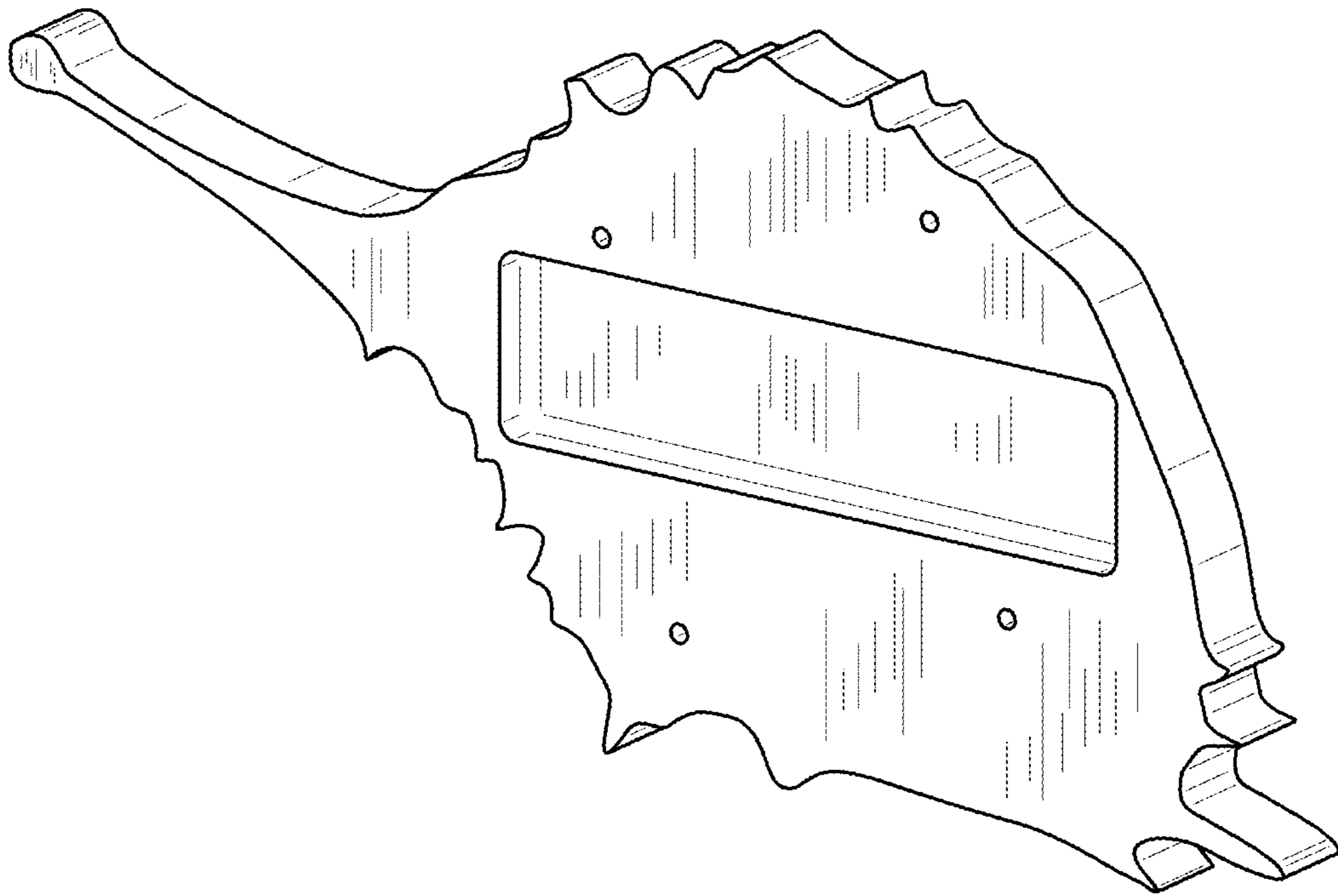


FIG. 1

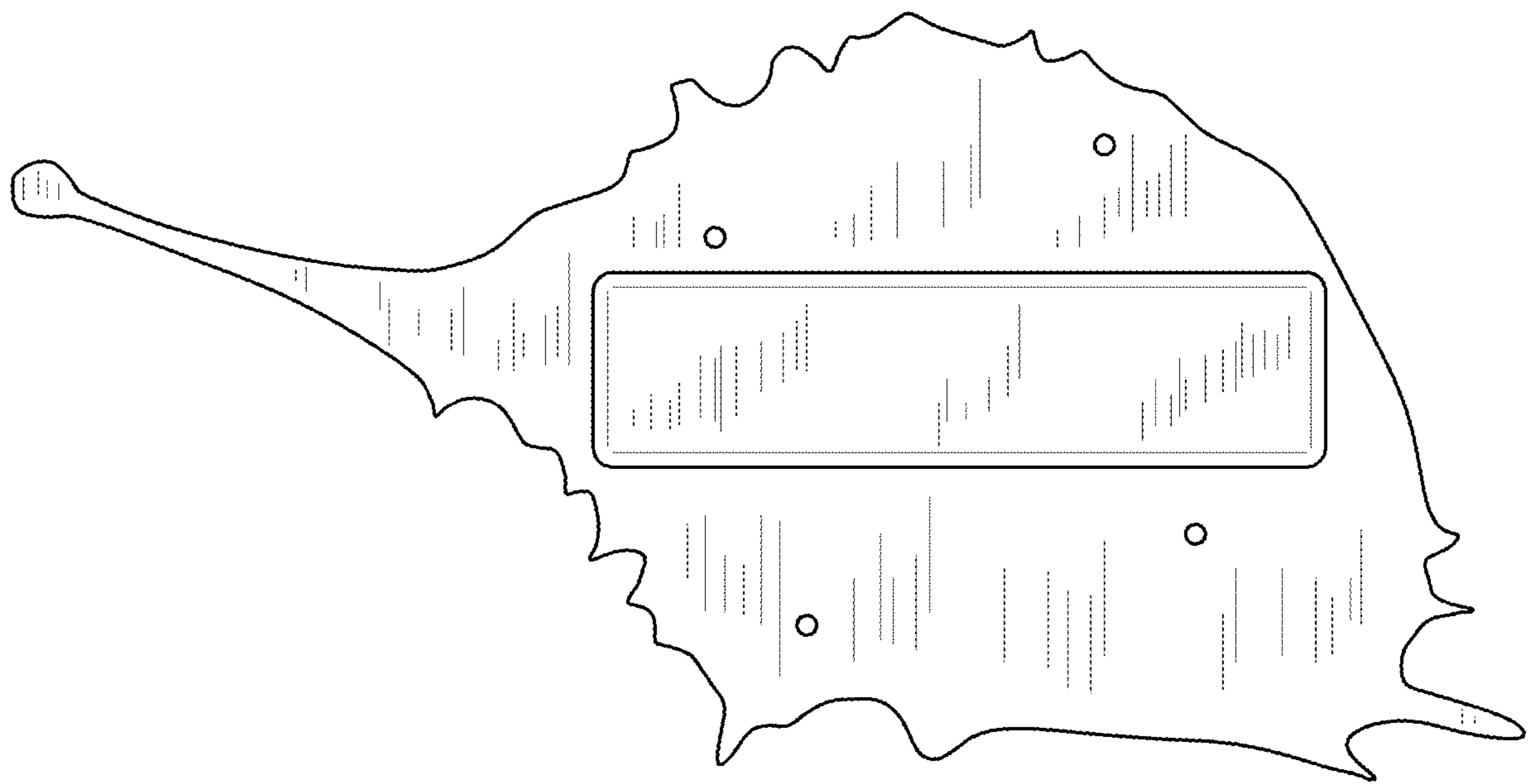


FIG. 2



FIG. 3



FIG. 4

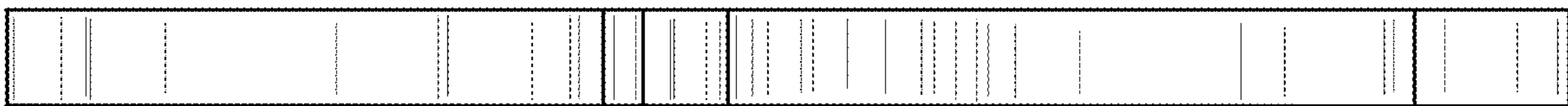


FIG. 5

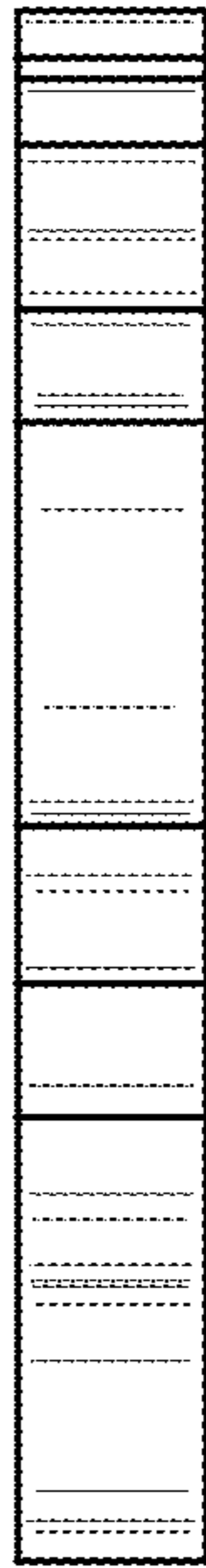


FIG. 6

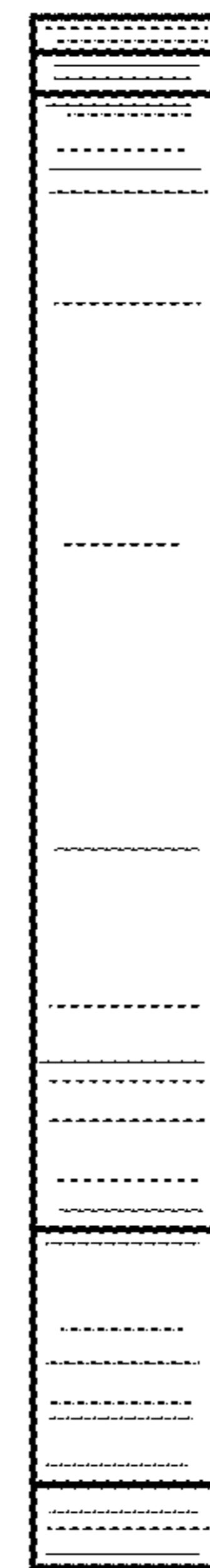


FIG. 7