



US00D975096S

(12) **United States Design Patent** (10) **Patent No.:** **US D975,096 S**
Kwak et al. (45) **Date of Patent:** **** Jan. 10, 2023**

(54) **DISPLAY MODULE**

(71) Applicant: **Samsung Display Co., Ltd.**, Yongin-si (KR)

(72) Inventors: **Kyoung Won Kwak**, Asan-si (KR); **Sung Won Chung**, Asan-si (KR); **Kee Hyun Nam**, Seoul (KR); **Jong Kap Jo**, Asan-si (KR); **Duk Woon Choi**, Hwaseong-si (KR); **Myeong Il Choi**, Hwaseong-si (KR)

(73) Assignee: **Samsung Display Co., Ltd.**, Yongin-si (KR)

(**) Term: **15 Years**

(21) Appl. No.: **29/709,996**

(22) Filed: **Oct. 18, 2019**

(30) **Foreign Application Priority Data**

Apr. 19, 2019	(KR)	30-2019-0018649
Apr. 19, 2019	(KR)	30-2019-0018650
Apr. 29, 2019	(KR)	30-2019-0020216
Apr. 29, 2019	(KR)	30-2019-0020217

(51) **LOC (14) Cl.** **14-02**

(52) **U.S. Cl.**
USPC **D14/439**

(58) **Field of Classification Search**
USPC D14/341–347, 424, 425, 432–453, 464, D14/468, 469, 471, 496, 511, 138 AA, D14/138 AD, 138 C, 138 G, 203.1–203.8, D14/217, 238.1, 248, 250, 257, 299; 361/679.01, 679.02, 679.03, 679.3, 361/679.55, 679.56; 455/550.1, 556.1, 455/556.2, 575.1, 575.3–575.5, 575.8, 455/90.3
CPC H04M 1/0277; H04M 1/0202; H04M 1/02; H04B 1/3838
See application file for complete search history.

(56) **References Cited**

U.S. PATENT DOCUMENTS

D665,808 S	8/2012	Wang
D696,655 S	12/2013	Lee
D703,644 S	4/2014	Song et al.
D703,645 S	4/2014	Song et al.
D716,779 S	11/2014	Lee et al.
D722,307 S	2/2015	Lee et al.
D726,674 S	4/2015	Lee et al.
D736,751 S	8/2015	Lee et al.
D743,366 S	11/2015	Ryu et al.

(Continued)

OTHER PUBLICATIONS

U.S. Office Action dated May 13, 2021, issued in U.S. Appl. No. 29/709,865 (12 pages).

(Continued)

Primary Examiner — Austin Murphy

(74) *Attorney, Agent, or Firm* — Lewis Roca Rothgerber Christie LLP


(57) **CLAIM**

The ornamental design for a display module, as shown and described.

DESCRIPTION

FIG. 1 is a front perspective view of a display module showing our new design;
FIG. 2 is a front view thereof;
FIG. 3 is a rear view thereof;
FIG. 4 is a left side view thereof, with the right-side view being a mirror image thereof;
FIG. 5 is a top view thereof, with the bottom view being a mirror image thereof;
FIG. 6 is a rear perspective view thereof; and,
FIG. 7 is an enlarged view of the region “A” in FIG. 5.

1 Claim, 7 Drawing Sheets



(56)

References Cited

U.S. PATENT DOCUMENTS

D748,082 S 1/2016 Lee et al.
 D760,206 S 6/2016 Ryu et al.
 D783,586 S 4/2017 Park et al.
 D784,324 S 4/2017 Akana et al.
 D788,059 S 5/2017 Seo et al.
 D791,730 S 7/2017 Li et al.
 D796,495 S 9/2017 Jun et al.
 D797,723 S 9/2017 Lee et al.
 D803,822 S 11/2017 Lee et al.
 D805,068 S 12/2017 Satzger et al.
 D829,677 S * 10/2018 Kim D14/138 G
 D832,267 S * 10/2018 Akana D14/439
 D833,407 S 11/2018 Kim et al.
 D836,094 S 12/2018 Park et al.
 D839,249 S 1/2019 Cho et al.
 D847,776 S 5/2019 Ryu et al.
 D849,708 S * 5/2019 Park D14/138 G
 D854,523 S * 7/2019 Kim D14/248
 D854,528 S * 7/2019 Ryu D14/248
 D855,042 S 7/2019 Ryu et al.
 D855,044 S * 7/2019 Cho D14/248
 D855,599 S 8/2019 Ryu et al.
 D862,458 S 10/2019 Kim et al.
 D866,496 S 11/2019 Kim et al.
 D867,351 S * 11/2019 Park D14/248
 D868,056 S * 11/2019 Kim D14/341

D872,074 S 1/2020 Kim et al.
 D872,075 S 1/2020 Kim et al.
 D872,076 S * 1/2020 Kim D14/341
 D874,450 S * 2/2020 Cha D14/248
 D879,081 S * 3/2020 Kim D14/248
 D884,688 S * 5/2020 Cha D14/248
 D886,090 S * 6/2020 Cha D14/248
 D888,701 S 6/2020 Nam et al.
 D890,762 S 7/2020 Nam et al.
 D894,883 S 9/2020 Park et al.
 D905,669 S 12/2020 Park et al.
 D907,596 S * 1/2021 Liao D14/138 G
 D907,610 S 1/2021 Park et al.
 D908,670 S 1/2021 Zhu et al.
 D908,706 S 1/2021 Ahn et al.
 D912,057 S 3/2021 Chang
 D912,652 S * 3/2021 Nam D14/248
 D915,409 S * 4/2021 Koo D14/439
 D927,492 S 8/2021 Cho et al.
 D933,655 S * 10/2021 Lyu D14/371
 D940,721 S * 1/2022 Koo D14/439
 D947,825 S * 4/2022 Nam D14/248
 D947,852 S * 4/2022 Lee D14/439

OTHER PUBLICATIONS

U.S. Final Office Action dated Sep. 14, 2021, issued in U.S. Appl. No. 29/709,865 (10 pages).

* cited by examiner

FIG. 1




FIG. 2




FIG. 3




FIG. 4

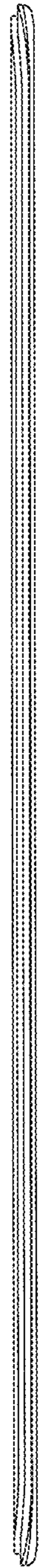


FIG. 5




FIG. 6




FIG. 7

