



US00D975071S

(12) **United States Design Patent** (10) **Patent No.:** **US D975,071 S**
Murayama et al. (45) **Date of Patent:** **** Jan. 10, 2023**

(54) **MOUNTING BRACKET SHEET FOR RFID MODULE**

FOREIGN PATENT DOCUMENTS

(71) Applicant: **Murata Manufacturing Co., Ltd.**,
Nagaokakyo (JP)

CN 304566419 * 4/2018
CN 305041673 * 2/2019
KR 300808854.0000 * 8/2015

(72) Inventors: **Hiromi Murayama**, Nagaokakyo (JP);
Kengo Matsumoto, Nagaokakyo (JP);
Hiroshi Nonogaki, Nagaokakyo (JP);
Shogo Tokoi, Nagaokakyo (JP)

OTHER PUBLICATIONS

Rfmax, "71632 Slim Line RFID Antenna Moounting Plate . . ." available at arcantenna.com, oldest review date Apr. 28, 2018, site visited Jul. 13, 2022, available at URL <https://bit.ly/3yZhft4> (Year: 2018).*

(73) Assignee: **Murata Manufacturing Co., Ltd.**,
Nagaokakyo (JP)

Primary Examiner — Daniel J Domino

(**) Term: **15 Years**

Assistant Examiner — Samina Vieth

(21) Appl. No.: **29/741,598**

(74) *Attorney, Agent, or Firm* — Saidman DesignLaw Group, LLC

(22) Filed: **Jul. 14, 2020**

(30) **Foreign Application Priority Data**

(57) **CLAIM**

Jan. 16, 2020 (JP) 2020-000618 D

The ornamental design for a mounting bracket sheet for RFID module, as shown and described.

(51) **LOC (14) Cl.** **14-03**

(52) **U.S. Cl.**
USPC **D14/238**

DESCRIPTION

(58) **Field of Classification Search**
USPC D14/230, 234–238; D18/12; D13/108,
D13/184; D21/329, 332, 333; D12/42,
D12/32, 400
CPC ... H04W 88/06; H04W 88/085; H04W 84/02;
H01Q 1/2291; H01Q 1/24; H01Q 1/241;
H01Q 1/247; H01Q 1/248; H01Q 1/38;
H01Q 1/007

FIG. 1 is a front, bottom, and right side perspective view of a first embodiment of a mounting bracket sheet for rfid module showing our new design;
FIG. 2 is a front view thereof;
FIG. 3 is a rear view thereof;
FIG. 4 is a top view thereof;
FIG. 5 is a bottom view thereof;
FIG. 6 is a right side view thereof;
FIG. 7 is a left side view thereof; and,
FIG. 8 is an enlarged view taken along with 8-8 lines of FIG. 2.

See application file for complete search history.

(56) **References Cited**

The broken lines illustrate portions of the mounting bracket sheet for RFID module which form no part of the claimed design.


U.S. PATENT DOCUMENTS

The dot-dash broken lines illustrate a boundary that forms no part of the claimed design.

4,174,821 A * 11/1979 Levine H02K 5/26
248/661
D308,010 S * 5/1990 Russell D8/343
D384,323 S * 9/1997 Naito D12/400

(Continued)

1 Claim, 8 Drawing Sheets



(56)

References Cited

U.S. PATENT DOCUMENTS

D616,397 S *	5/2010	Tai	D13/184
D617,318 S *	6/2010	Tsai	D14/230
D651,592 S *	1/2012	Hunter	D14/238
D651,593 S *	1/2012	Hunter	D14/238
D689,474 S *	9/2013	Yang	D14/230
D816,642 S *	5/2018	Pars Benli	D14/230
D869,448 S *	12/2019	He	D14/230
D869,450 S *	12/2019	Yang	D14/230
2007/0200706 A1 *	8/2007	Lee	H01Q 1/2225 340/572.7

* cited by examiner

FIG. 1

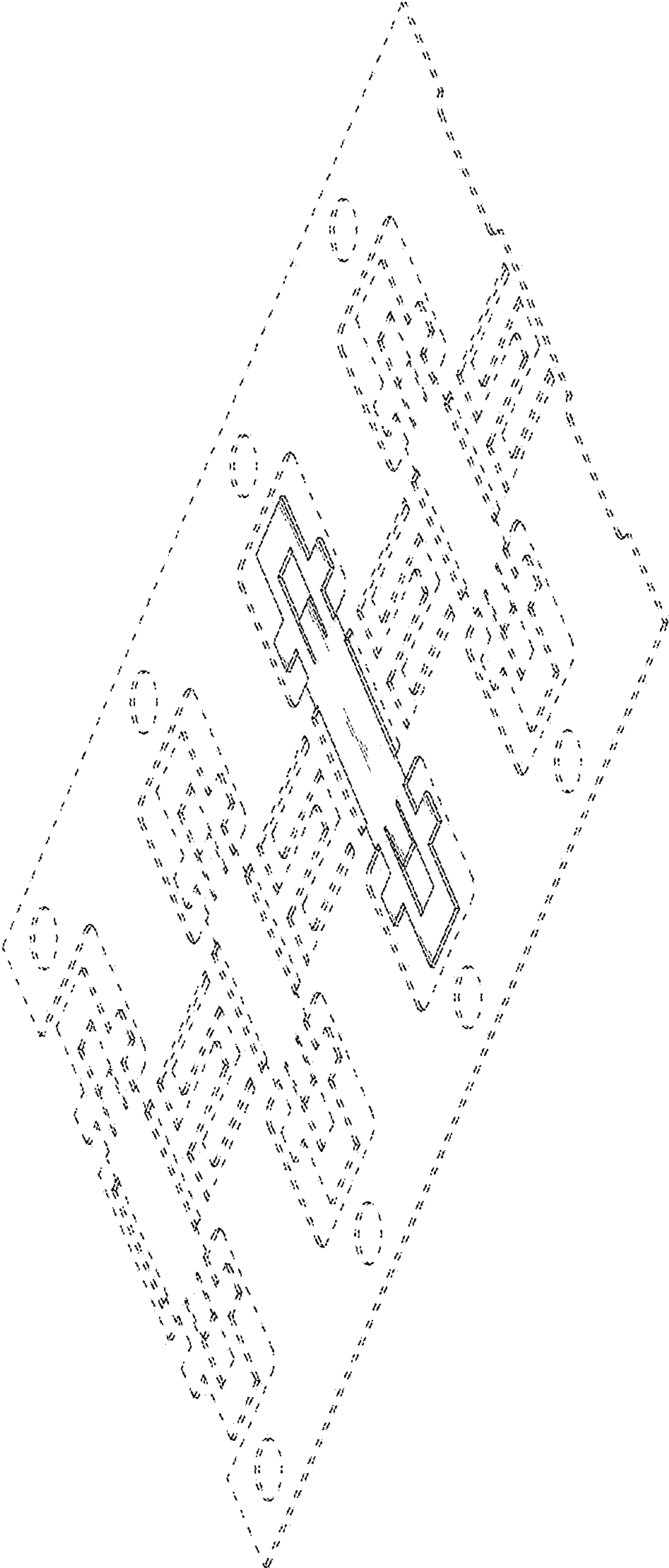


FIG. 2

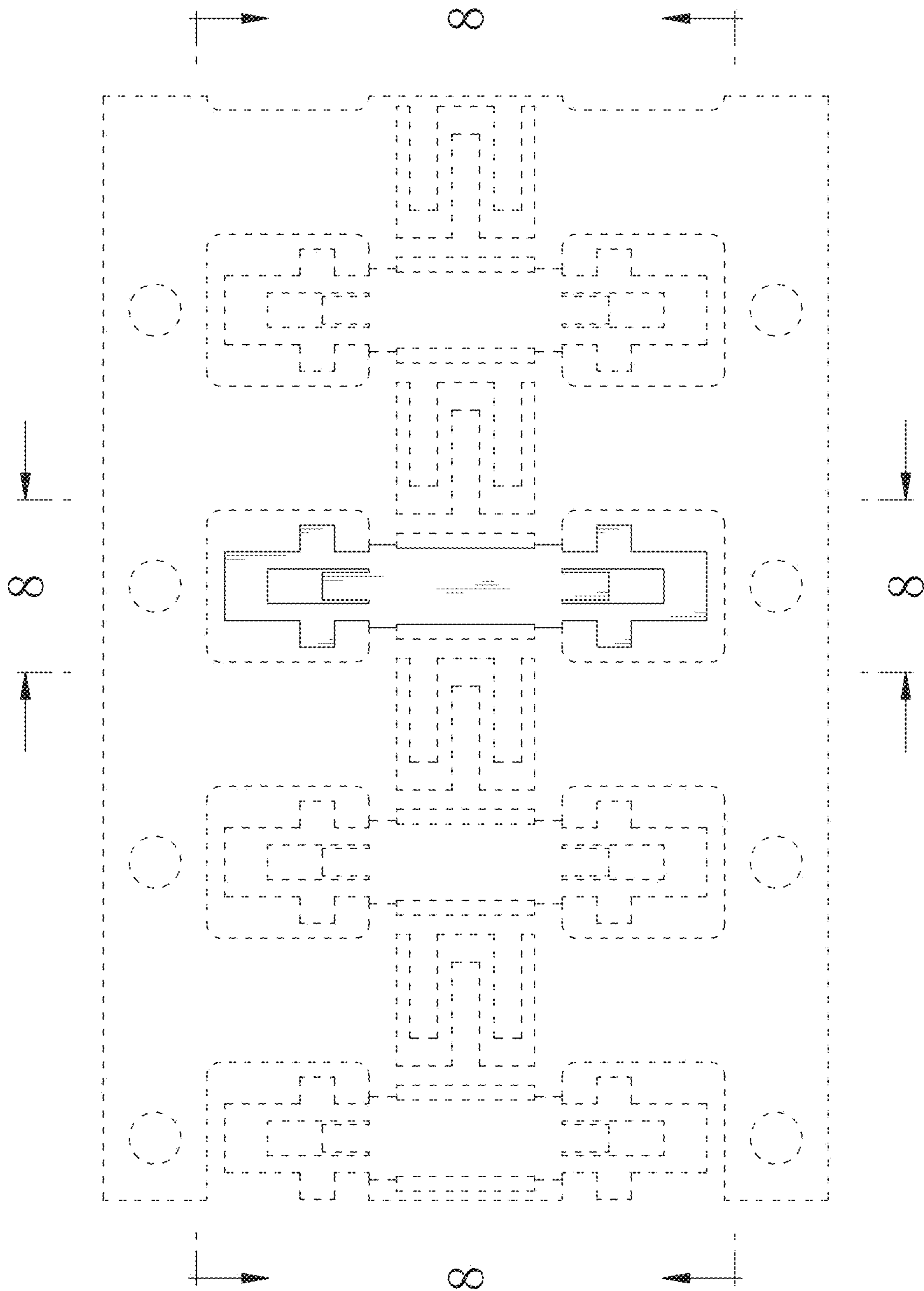


FIG. 3

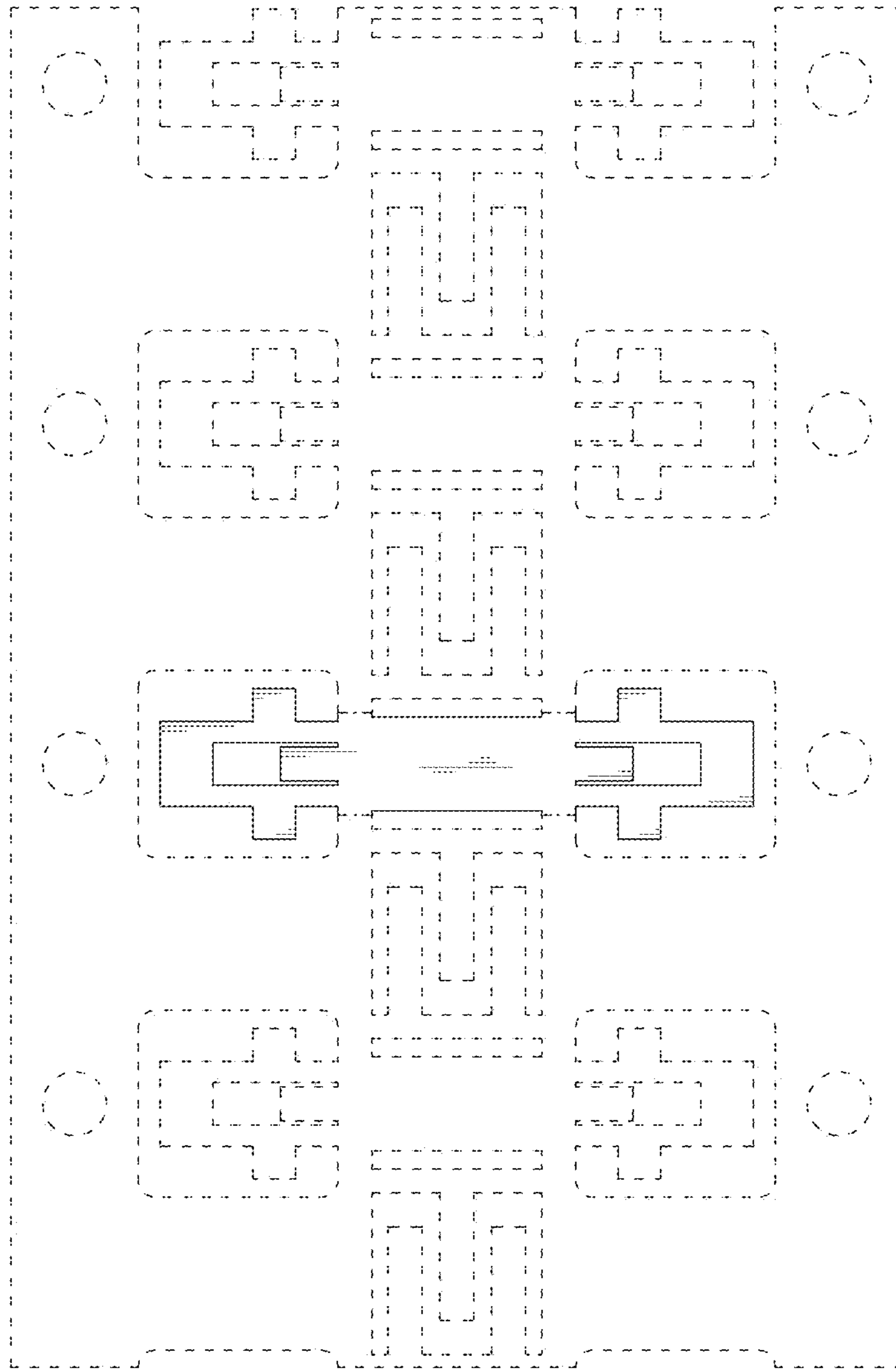


FIG. 4

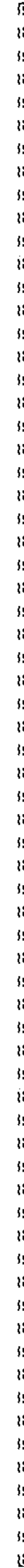


FIG. 5

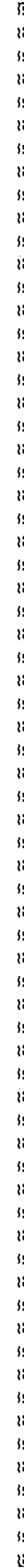


FIG. 6

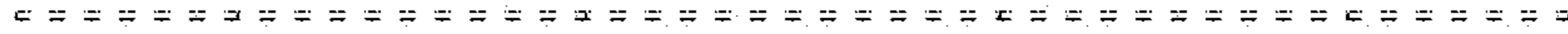


FIG. 7

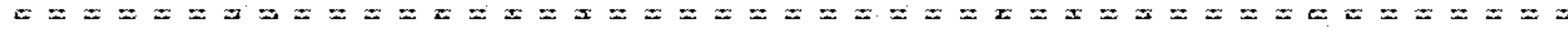


FIG. 8

