



US00D975061S

(12) **United States Design Patent** (10) **Patent No.:** **US D975,061 S**
Zhang et al. (45) **Date of Patent:** **** Jan. 10, 2023**

(54) **EARPHONE**

(71) Applicant: **Ugreen Group Limited**, Shenzhen (CN)
(72) Inventors: **Qingsen Zhang**, Shenzhen (CN); **Junling Chen**, Shenzhen (CN); **Ting Xu**, Shenzhen (CN)
(**) Term: **15 Years**
(21) Appl. No.: **29/760,816**
(22) Filed: **Dec. 4, 2020**
(51) **LOC (14) Cl.** **14-01**
(52) **U.S. Cl.**
USPC **D14/223**
(58) **Field of Classification Search**
USPC D14/204, 205, 206, 223, 224, 225, 249, D14/372, 433, 138 R, 188, 192, 172, D14/203.1, 191, 496; D29/112; D28/41; D13/118, 108, 119
CPC . H04R 25/00; H04R 1/08; H04R 1/10; H04R 1/1016; H04R 1/105; H04R 1/1083; H04R 1/02; H04R 1/1041; H04R 1/28; H04R 5/033; H04R 5/0335
See application file for complete search history.

(56) **References Cited**

U.S. PATENT DOCUMENTS

D598,010	S	*	8/2009	Matsuda	D14/223
D599,785	S	*	9/2009	Matsuda	D14/223
D657,779	S	*	4/2012	Gondo	D14/223
D681,001	S	*	4/2013	Murchison	D14/205
D691,594	S	*	10/2013	Akana	D14/223
D730,876	S	*	6/2015	Dahlberg	D14/223
D738,863	S	*	9/2015	Laffon de Mazieres	D14/223
D776,092	S	*	1/2017	Laffon de Mazieres	D14/223
D846,533	S	*	4/2019	Guo	D14/223
D895,569	S	*	9/2020	Roberts	D14/223

FOREIGN PATENT DOCUMENTS

EM	008326805-0007	*	12/2020
GB	6159443	*	9/2021

OTHER PUBLICATIONS

UGREEN Lightning Headphones, first available May 14, 2021 [online], [retrieved Aug. 9, 2022]. Available from the Internet, URL:<https://a.co/d/e691vDJ>. (Year: 2021).*
IPhone Headphones, first available Jul. 4, 2022 [online], [retrieved Aug. 9, 2022]. Available from the Internet, URL:<https://a.co/d/7WAQJ3V>. (Year: 2022).*
JVC HAF160V, first available Jul. 17, 2013 [online], [retrieved Aug. 9, 2022]. Available from the Internet, URL:<https://a.co/d/3fYVUSB>. (Year: 2013).*

* cited by examiner

Primary Examiner — Shawn T Gingrich
Assistant Examiner — Russell Carnell Smith, Jr.
(74) *Attorney, Agent, or Firm* — Runit Ranjit Kanakia

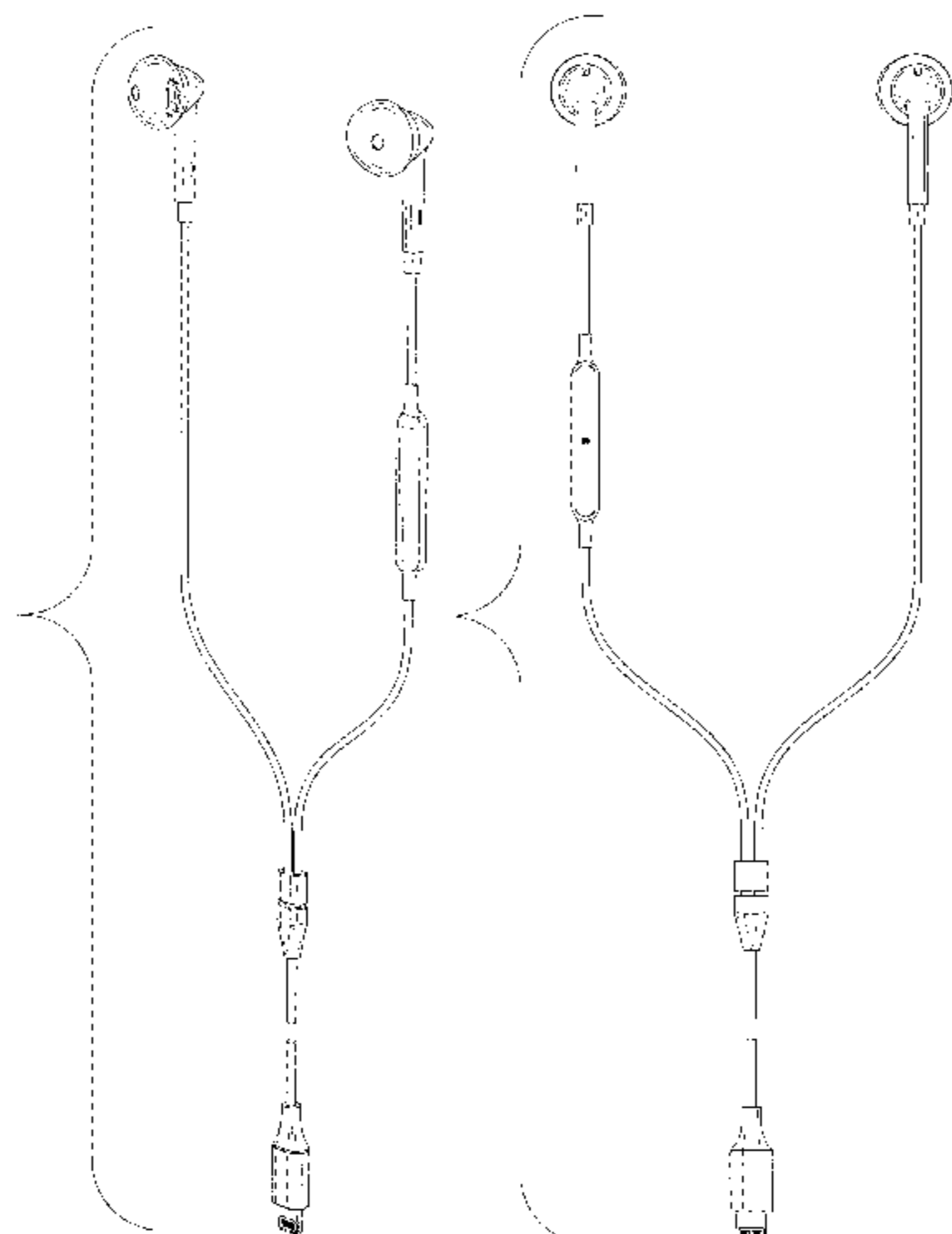
(57) **CLAIM**

The ornamental design for an earphone, as shown and described.

DESCRIPTION

FIG.1 is a first perspective view of an earphone showing my new design;
FIG. 2 is a second perspective view thereof;
FIG. 3 is a front view thereof;
FIG. 4 is a back view thereof;
FIG. 5 is a left side view thereof;
FIG. 6 is a right side view thereof;
FIG. 7 is a top view thereof; and,
FIG. 8 is a bottom view thereof.
The broken lines shown in the drawings depict portions of the earphone in which the design is embodied that form no part of the claimed design. The break in the cable shown in broken lines in the drawings are included to show a symbolic break in length of the Connector. The appearance of any portion of the article between the break lines forms no part of the claimed design.

1 Claim, 8 Drawing Sheets



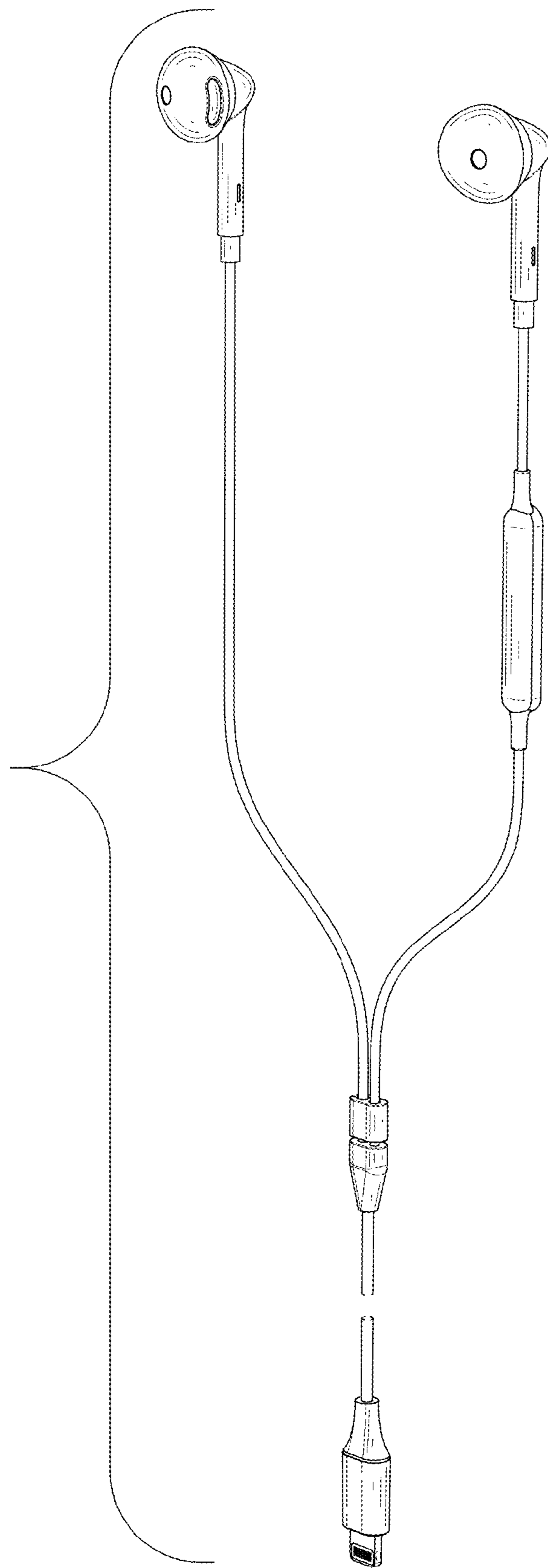


FIG. 1

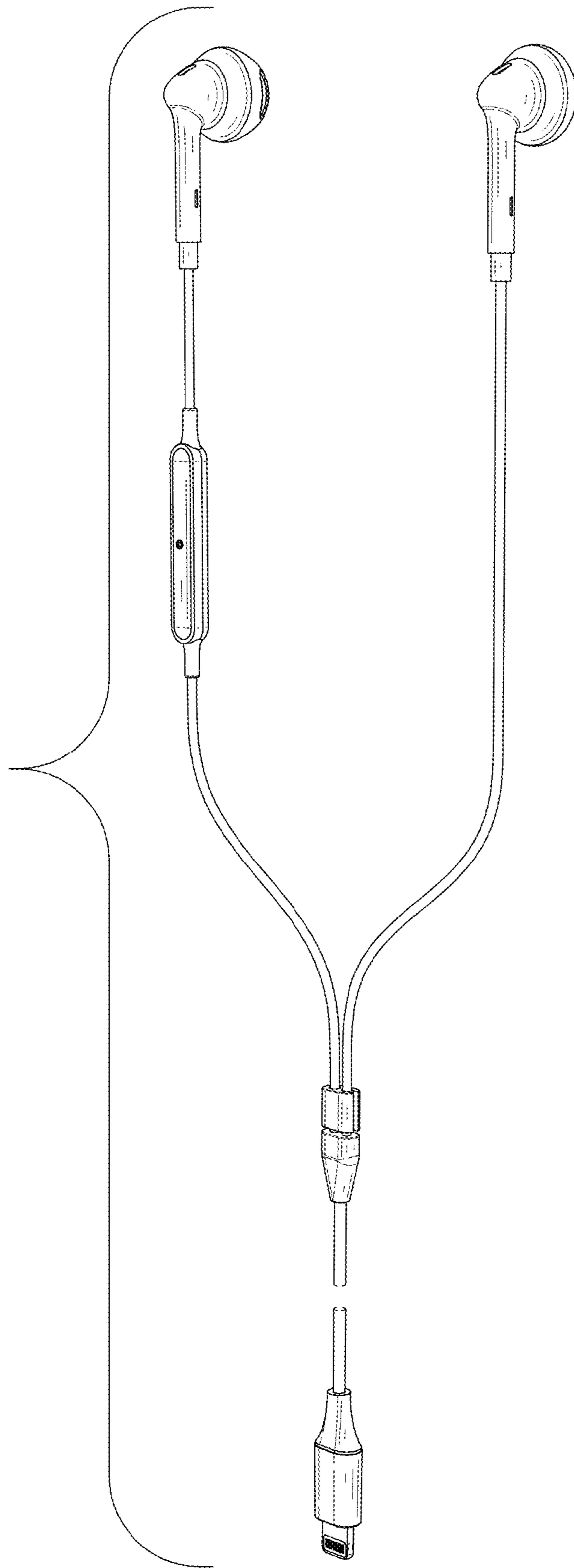


FIG. 2

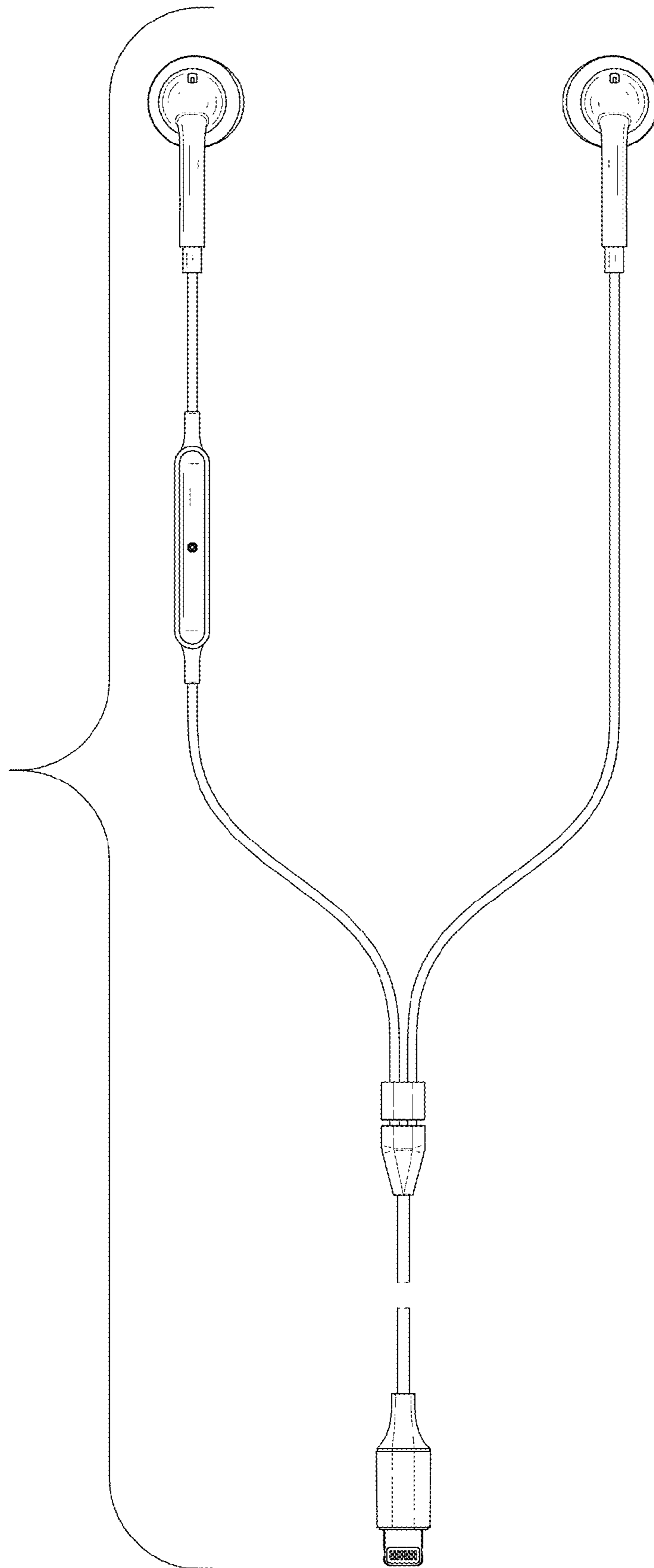


FIG. 3

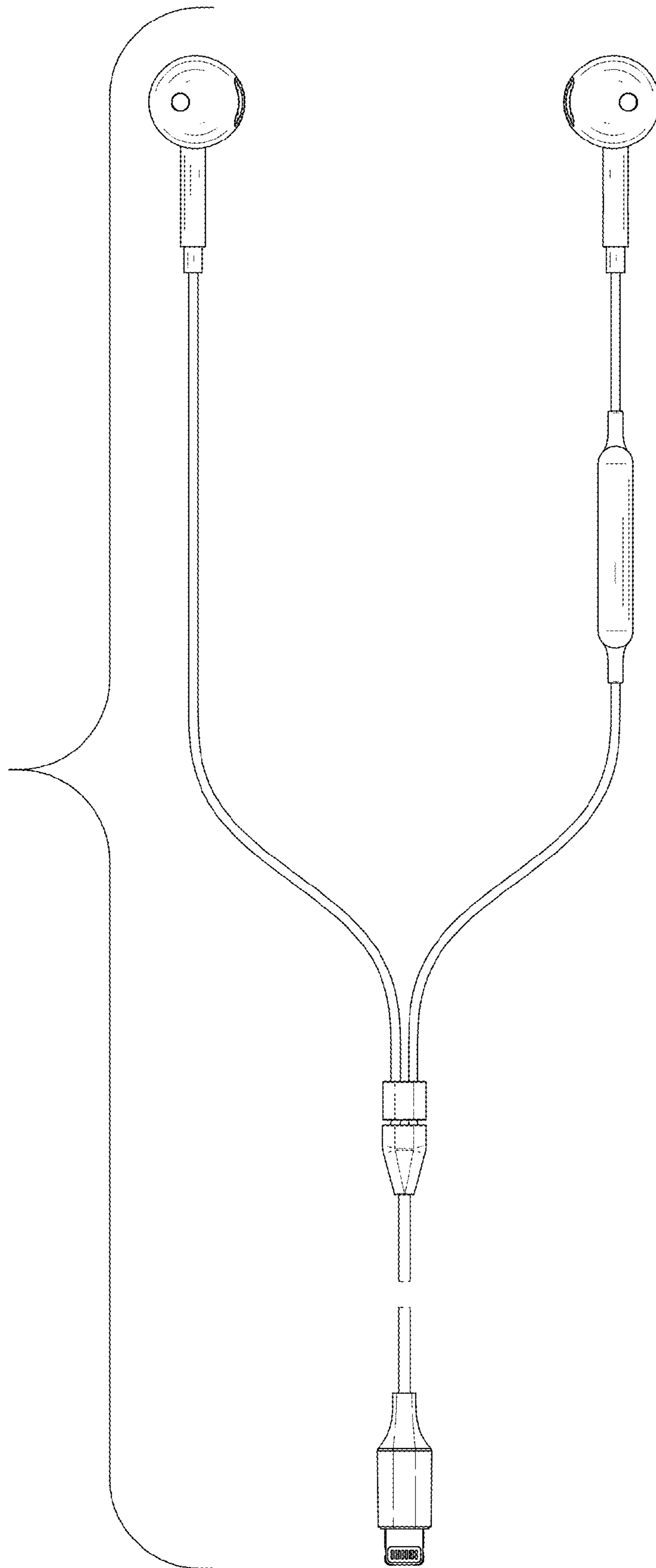


FIG. 4

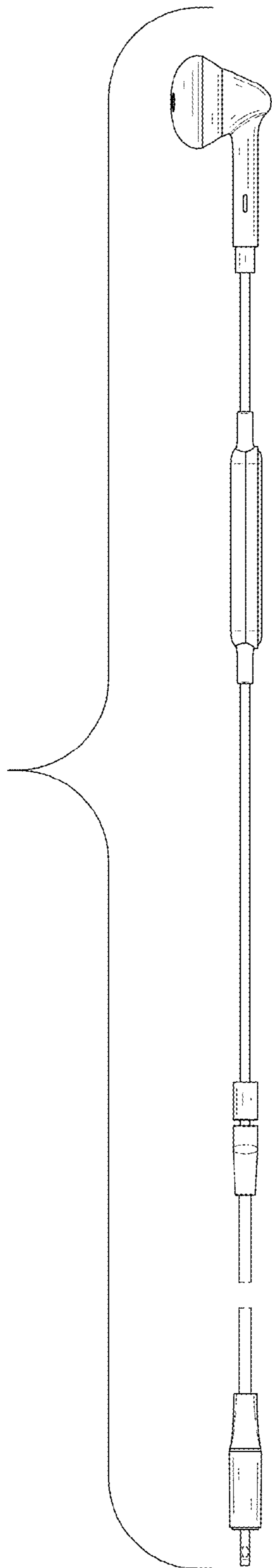


FIG. 5

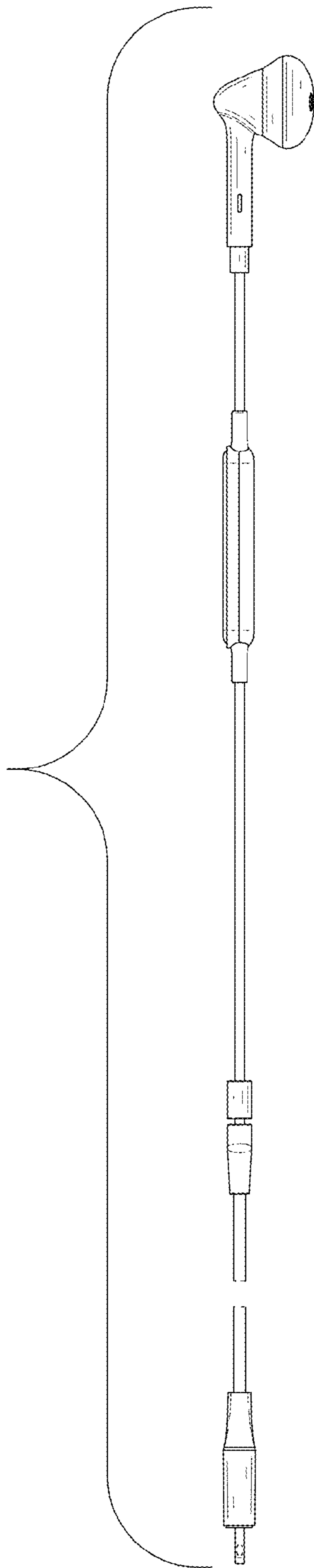


FIG. 6

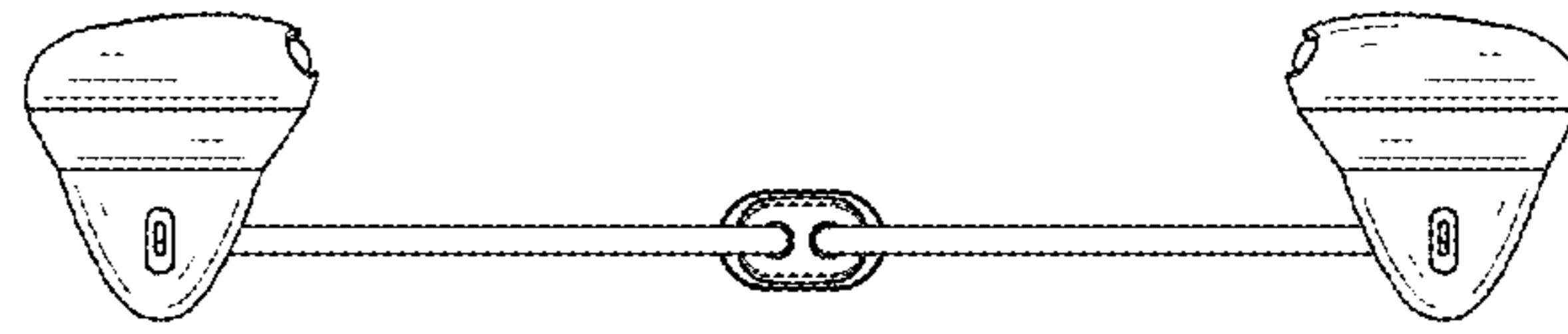


FIG. 7

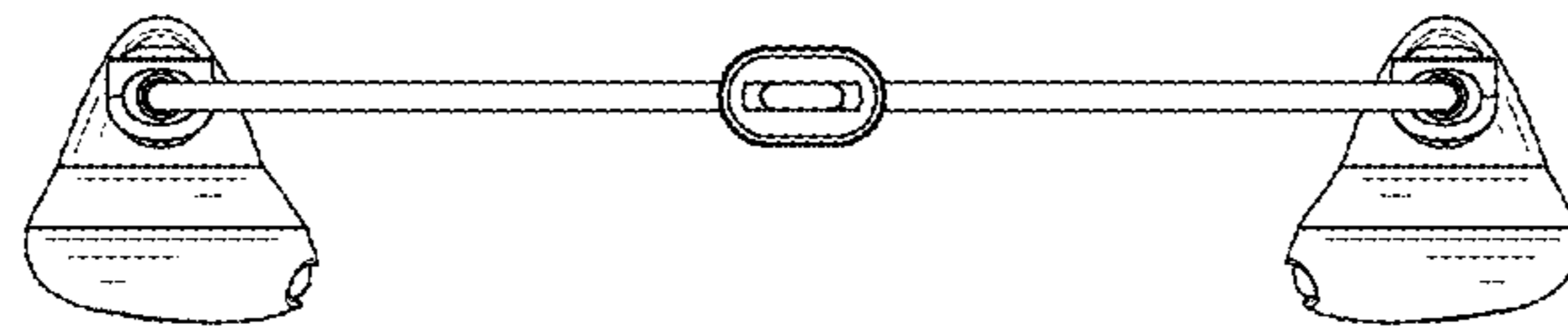


FIG. 8