



US00D975057S

(12) **United States Design Patent** (10) **Patent No.:** **US D975,057 S**
Lu et al. (45) **Date of Patent:** **** Jan. 10, 2023**

(54) **HANDLE**
(71) Applicant: **Harman International Industries, Incorporated**, Northridge, CA (US)
(72) Inventors: **Tao Lu**, Shenzhen (CN); **Alexander Demin**, Shenzhen (CN)
(73) Assignee: **Harman International Industries, Incorporated**, Northridge, CA (US)

D637,580 S * 5/2011 Aranda, Jr. D14/214
D657,196 S * 4/2012 Beyers, III D7/542
D682,255 S 5/2013 Lum et al.
D687,814 S 8/2013 Lum et al.
D691,591 S 10/2013 Lum et al.
D692,112 S * 10/2013 Le D23/304
D693,334 S 11/2013 Lum et al.
D733,680 S 7/2015 Nugent
D758,122 S * 6/2016 Simpson A47G 19/03
D7/391

(Continued)

(**) Term: **15 Years**

OTHER PUBLICATIONS

(21) Appl. No.: **29/794,814**

Design U.S. Appl. No. 29/794,806, filed Jun. 15, 2021.

(Continued)

(22) Filed: **Jun. 15, 2021**

(51) **LOC (14) Cl.** **14-01**

Primary Examiner — Lauren R Calve

(52) **U.S. Cl.**
USPC **D14/217**; D14/214; D8/315; D8/321

(74) *Attorney, Agent, or Firm* — Plumsea Law Group, LLC

(58) **Field of Classification Search**
USPC D8/300–303, 307, 315–321; D14/214, D14/217, 221; D7/394
CPC H04R 1/026; H04R 1/02; Y10T 16/44; Y10T 24/44863; Y10T 29/49826
See application file for complete search history.

(57) **CLAIM**

The ornamental design for a handle, as shown and described.

DESCRIPTION

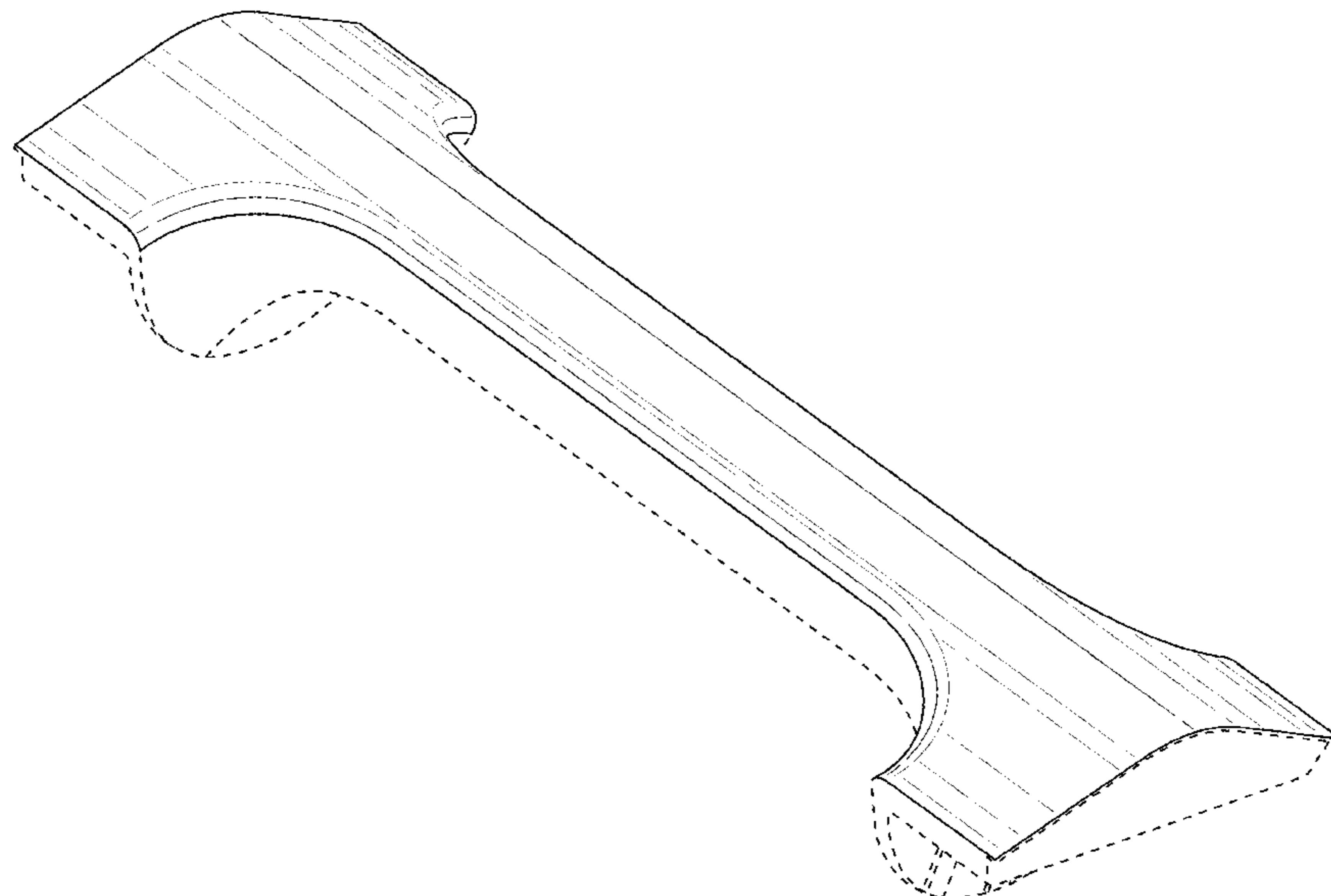
(56) **References Cited**

U.S. PATENT DOCUMENTS

2,783,494 A * 3/1957 Sterling E05B 1/0015
16/443
D342,436 S * 12/1993 Cook D15/89
D402,529 S * 12/1998 Husted D8/313
D439,238 S * 3/2001 Mackie D14/214
6,999,597 B2 * 2/2006 Yang H04R 1/02
381/386
D542,117 S * 5/2007 Fields D8/316
D582,748 S * 12/2008 Elwell D8/302
D591,724 S * 5/2009 Davies D14/214
D595,693 S * 7/2009 Hussey D14/214
D609,214 S 2/2010 Hussey et al.
D609,215 S 2/2010 Hussey et al.
D614,013 S * 4/2010 Saubert D15/89

FIG. 1 is a perspective view of a handle showing the new design;
FIG. 2 is a front elevational view thereof;
FIG. 3 is a rear elevational view thereof;
FIG. 4 is a side elevational view thereof;
FIG. 5 is an opposite side elevational view thereof;
FIG. 6 is a top view thereof; and,
FIG. 7 is a bottom view thereof.
The broken lines illustrate portions of the handle that form no part of the claimed design.
The shading is provided merely to represent contours of the design and does not connote the character of the surfaces such as any specific texture, material, gloss, translucence, transparency, surface treatment, or surface decoration.

1 Claim, 7 Drawing Sheets



(56)

References Cited

U.S. PATENT DOCUMENTS

D780,577 S	*	3/2017	Seiders	D9/434
D788,067 S		5/2017	Nugent et al.	
D797,078 S		9/2017	Nugent et al.	
D800,696 S		10/2017	Tubis et al.	
D817,307 S		5/2018	Spillmann et al.	
D820,661 S	*	6/2018	Shargh	D8/315
D823,830 S		7/2018	Spillmann et al.	
D827,608 S		9/2018	Nugent et al.	
D829,685 S		10/2018	Nugent et al.	
D830,328 S		10/2018	Nugent et al.	
D832,236 S		10/2018	Nugent et al.	
D847,123 S	*	4/2019	Ito	D14/217
D853,989 S		7/2019	Spillmann et al.	
D876,394 S		2/2020	Nugent et al.	
D899,397 S		10/2020	Kim	
D901,699 S	*	11/2020	Chau	D24/187
D907,600 S		1/2021	Nugent et al.	
D908,106 S		1/2021	Jin	
D908,107 S		1/2021	Jin	
2011/0186585 A1	*	8/2011	Lu	A47J 41/00 220/592.2

OTHER PUBLICATIONS

Design U.S. Appl. No. 29/752,971, filed Sep. 29, 2020.
 Design U.S. Appl. No. 29/712,088, filed Nov. 5, 2019.
 Design U.S. Appl. No. 29/712,098, filed Nov. 5, 2019.
 Harman JBL EON206P Specification Sheet and Photographs, 2014.

* cited by examiner

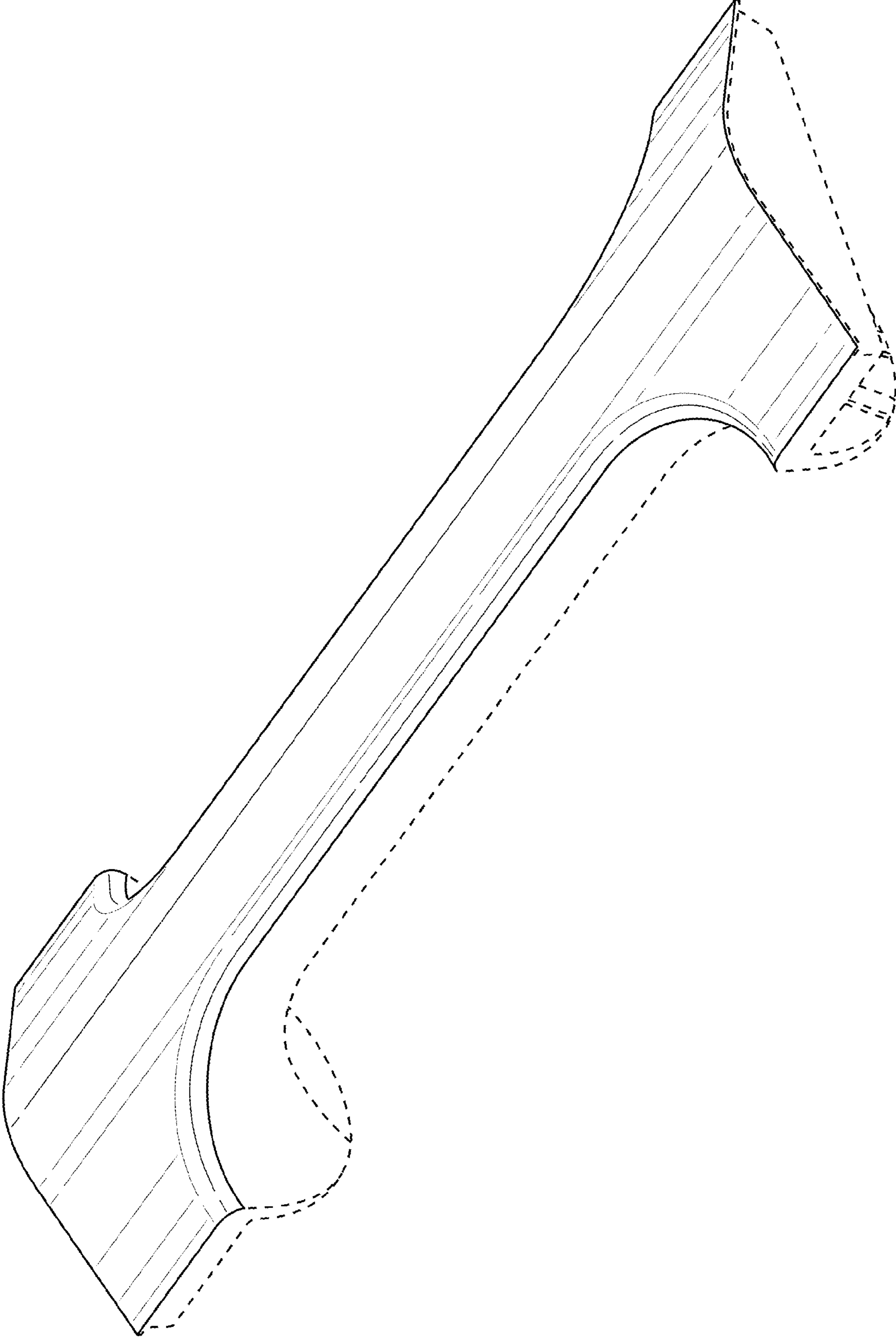


FIG. 1

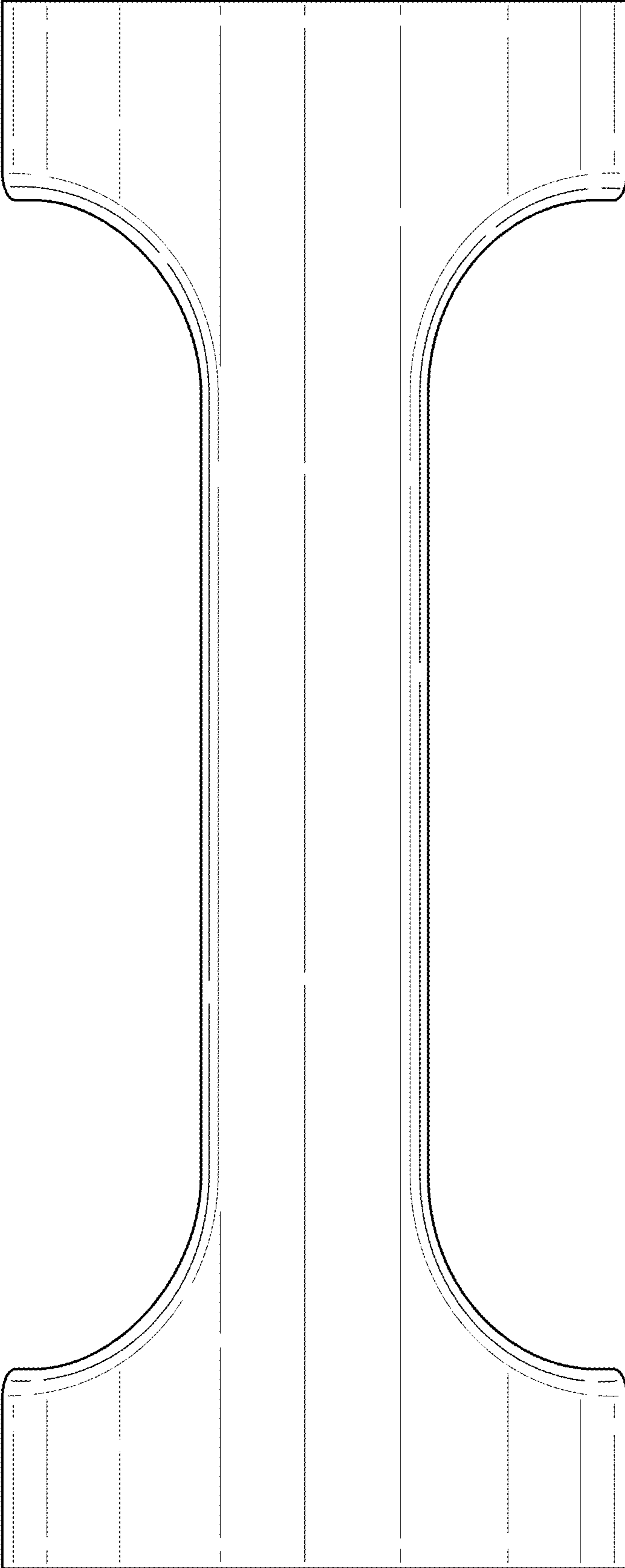


FIG. 2

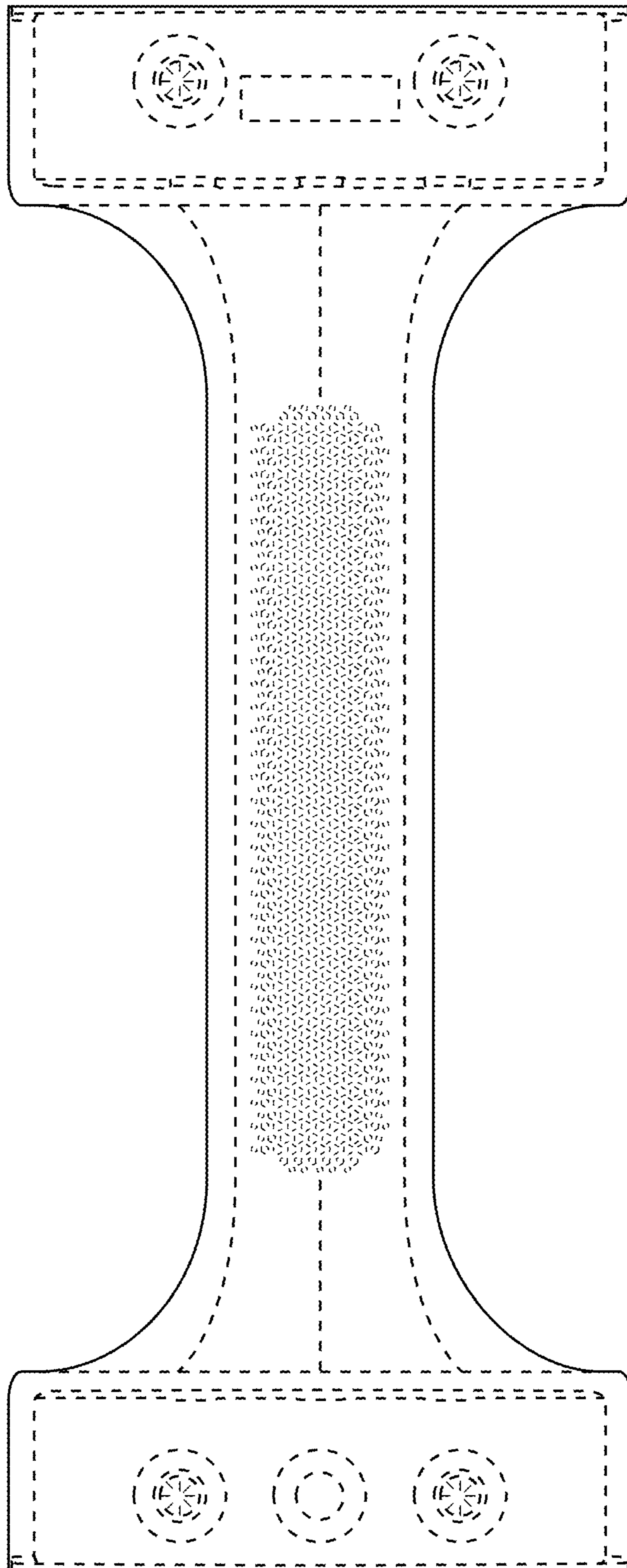


FIG. 3




FIG. 4

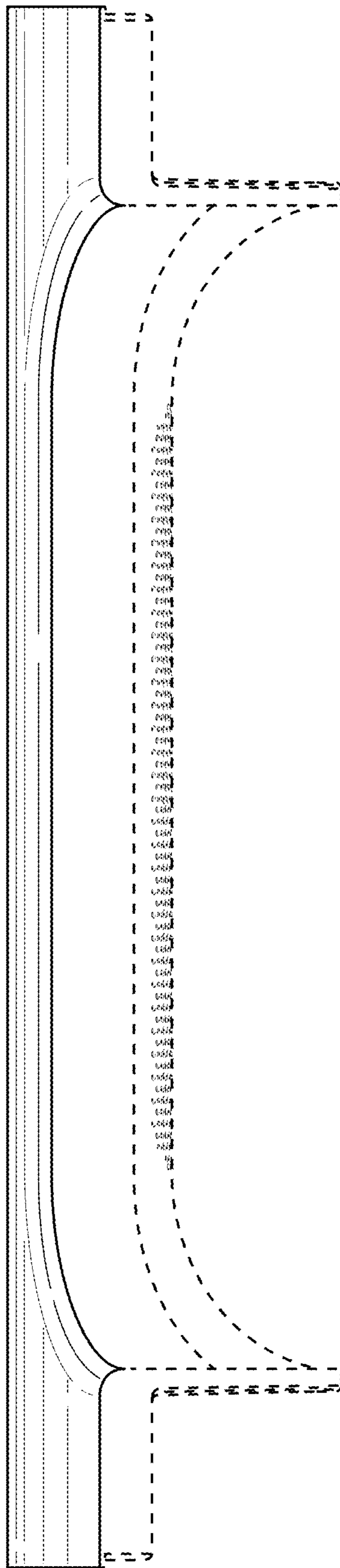


FIG. 5

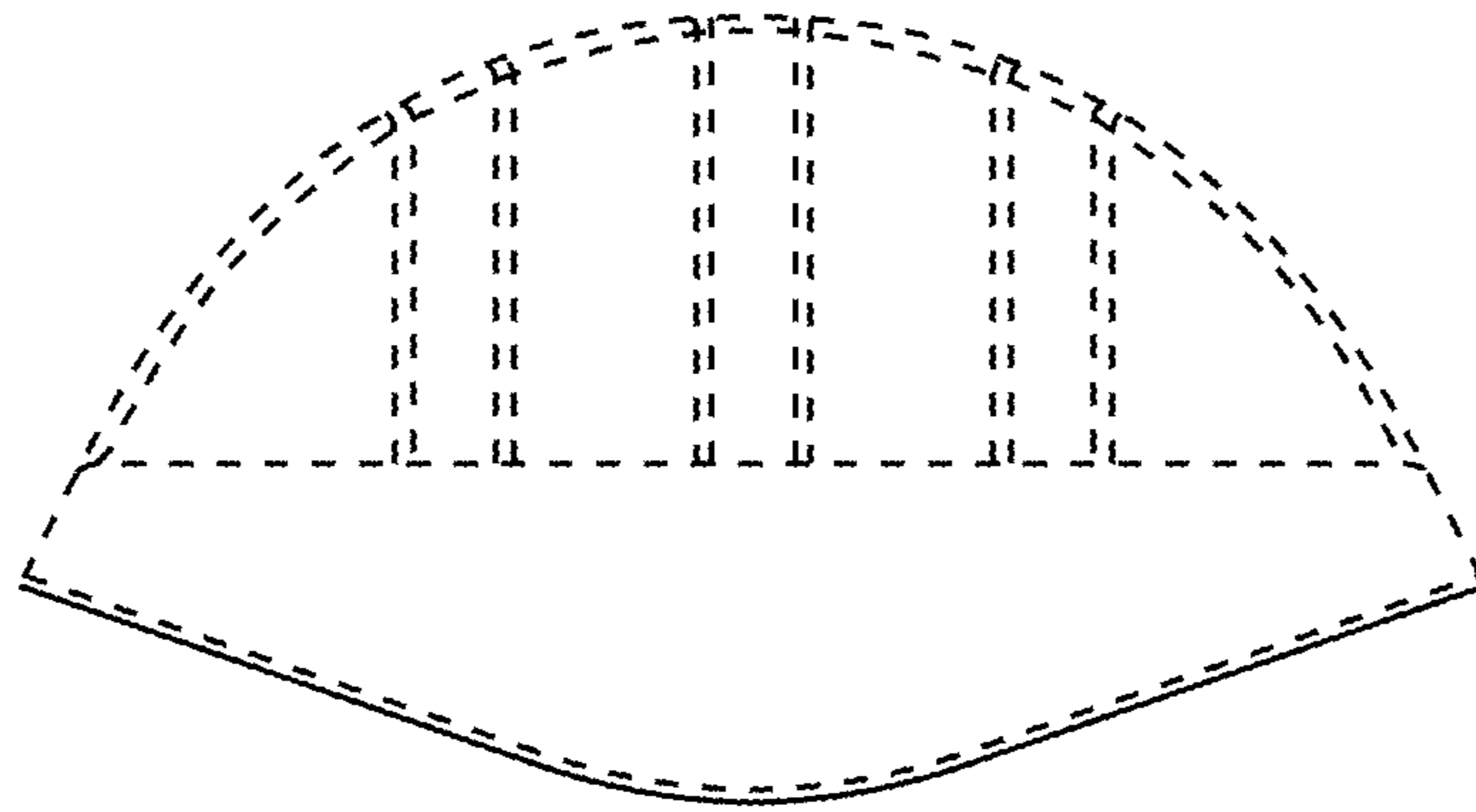


FIG. 6

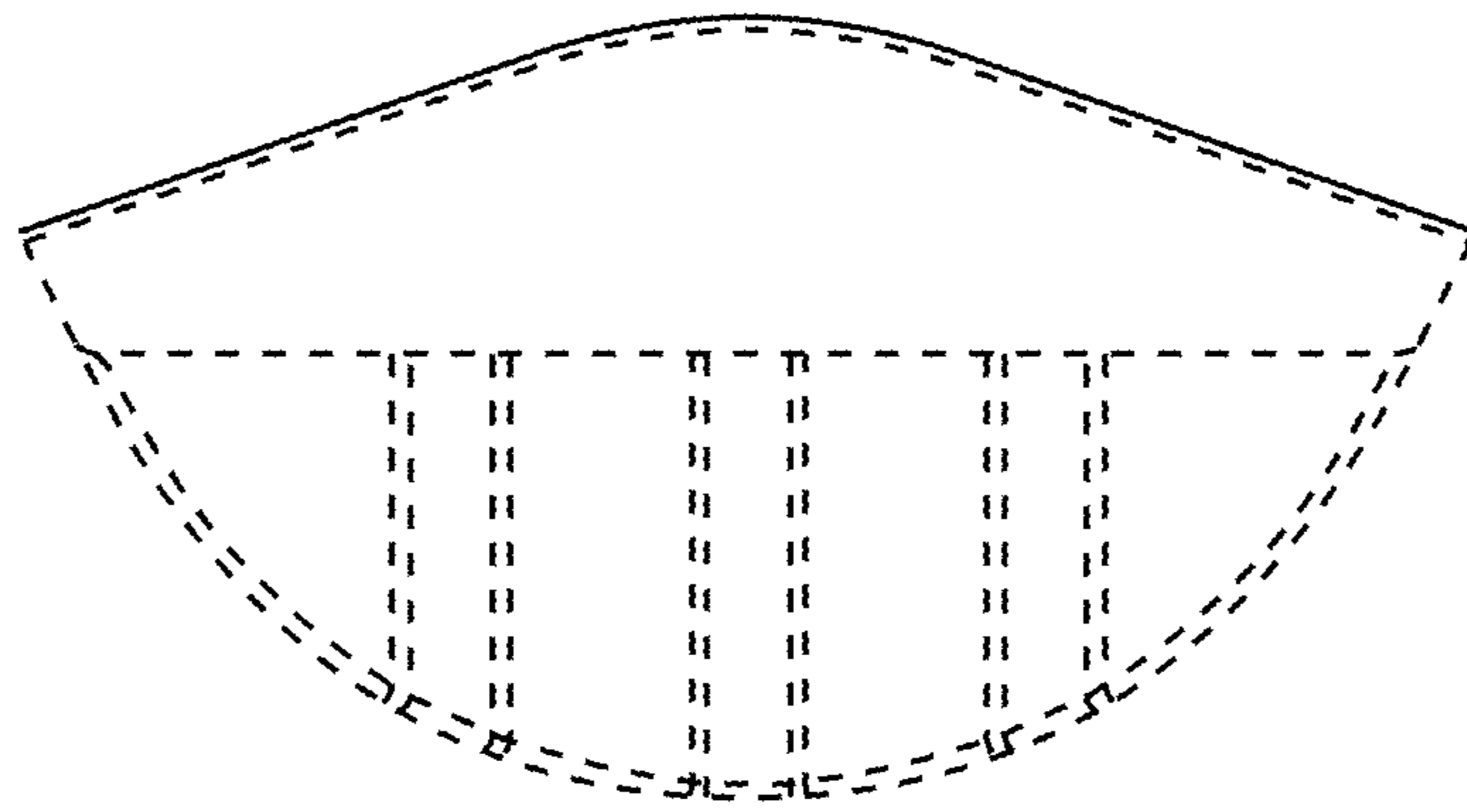


FIG. 7