



US00D975014S

(12) **United States Design Patent**  
**Chen**

(10) **Patent No.:** **US D975,014 S**  
(45) **Date of Patent:** **\*\* Jan. 10, 2023**

(54) **WIRELESS CHARGER**  
(71) Applicant: **Hongbo Chen**, Shenzhen (CN)  
(72) Inventor: **Hongbo Chen**, Shenzhen (CN)  
(73) Assignee: **Shenzhen Weiming Technology Co., Ltd**, Shenzhen (CN)  
(\*\*) Term: **15 Years**  
(21) Appl. No.: **29/845,687**  
(22) Filed: **Jul. 8, 2022**  
(51) **LOC (14) Cl.** ..... **13-02**  
(52) **U.S. Cl.**  
USPC ..... **D13/108**  
(58) **Field of Classification Search**  
USPC ..... D13/107-108, 110, 118-119, 184, 199;  
D14/251, 253, 432, 434, 447  
CPC .. H02J 7/025; H02J 7/005; H02J 50/00; H02J  
50/10; H02J 50/12; H02J 50/80; H02J  
7/02; H02J 7/0026; H02J 7/0042; H02J  
7/0044; H02J 7/0045; H02J 7/0013; H02J  
7/0003  
See application file for complete search history.

D955,981 S \* 6/2022 Hsu ..... D13/108  
D963,570 S \* 9/2022 Liu ..... D13/108  
D964,932 S \* 9/2022 Huang ..... D13/108  
D967,017 S \* 10/2022 Jun ..... D13/108  
(Continued)

**OTHER PUBLICATIONS**

“3 in 1 Wireless Charging Station,Hicober Wireless Charger Station for iPhone 14 13 12 Pro Max,Foldable Wireless Charging Station for Multiple Devices for Apple Watch/Airpods (QC3.0 Adapter Included)”, Amazon.com, first available on Aug. 24, 2022. <<https://www.amazon.com/Wireless-Charging-Hicober-Foldable-Multiple/dp/B0B5XQX9P4/?th=1>>. (Year: 2022).\*  
(Continued)

*Primary Examiner* — Rosemary K Tarcza

(57) **CLAIM**

The ornamental design for a wireless charger, as shown and described.

**DESCRIPTION**

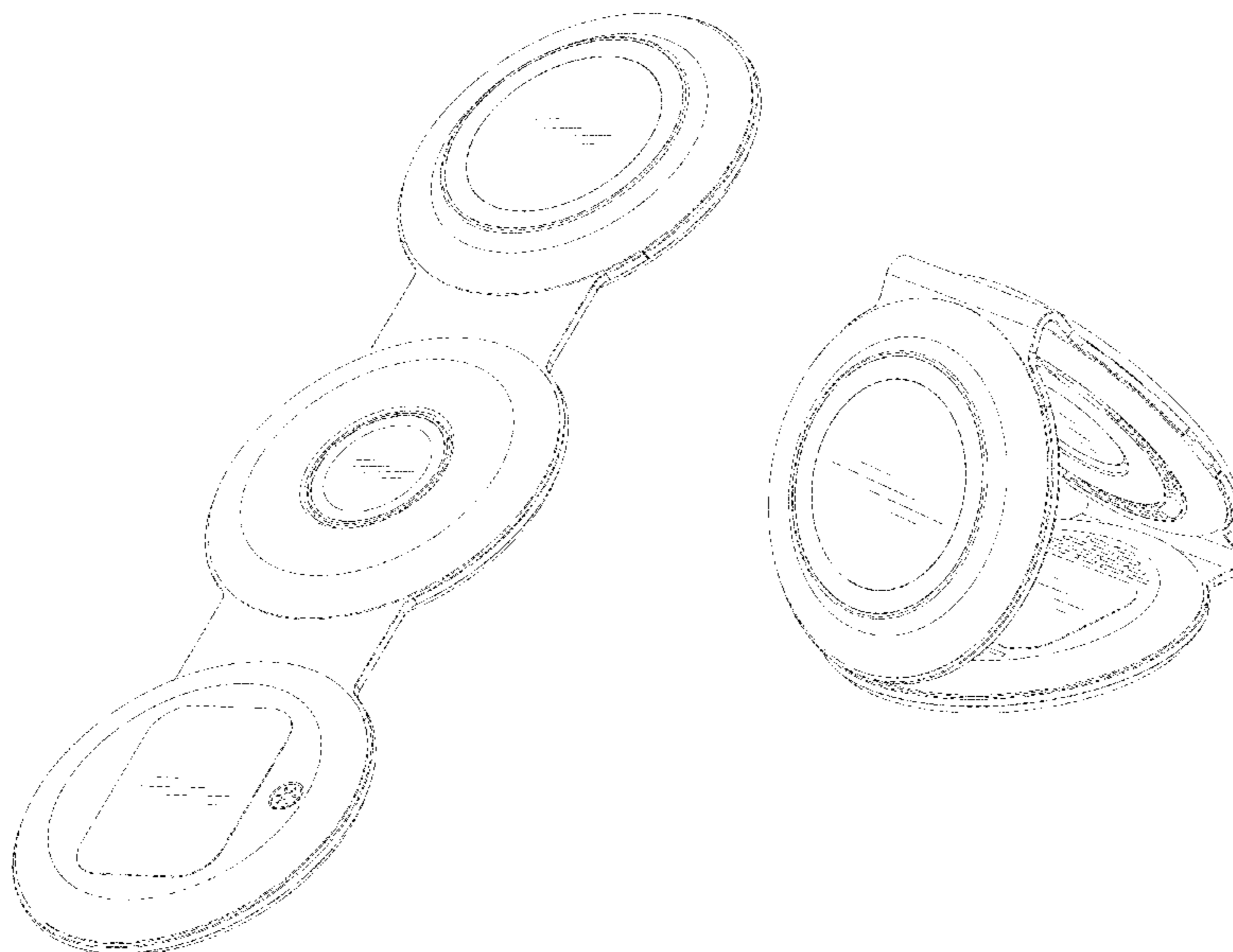
FIG. 1 is a front perspective view of a wireless charger showing my new design; the wireless charger having an upper portion, a middle portion, and a lower portion; FIG. 2 is a rear perspective view thereof; FIG. 3 is a front view thereof; FIG. 4 is a rear view thereof; FIG. 5 is a left view thereof; FIG. 6 is a right view thereof; FIG. 7 is a top view thereof; FIG. 8 is a bottom view thereof; FIG. 9 is a perspective view thereof, showing the foldable part in an open position; FIG. 10 is a perspective view thereof, showing the wireless charger in a stacked configuration; and, FIG. 11 is a perspective view thereof, showing the foldable part in a closed position and the upper portion being detachably coupled to the lower portion.

**1 Claim, 10 Drawing Sheets**

(56) **References Cited**

**U.S. PATENT DOCUMENTS**

D797,041 S \* 9/2017 Meyerhoffer ..... D13/107  
D872,691 S \* 1/2020 Liao ..... D13/108  
D883,202 S \* 5/2020 Edwards ..... D13/108  
D884,625 S \* 5/2020 Li ..... D13/108  
D885,334 S 5/2020 Covington et al.  
D888,661 S \* 6/2020 Yoon ..... D13/108  
D891,367 S \* 7/2020 Covington ..... D13/108  
D900,737 S \* 11/2020 Hsu ..... D13/108  
D901,379 S 11/2020 Choi et al.  
D908,621 S \* 1/2021 Akana ..... D13/108  
D935,450 S \* 11/2021 Lee ..... D13/108  
D943,522 S \* 2/2022 Feng ..... D13/108



(56)

**References Cited**

U.S. PATENT DOCUMENTS

D968,327 S \* 11/2022 Liu ..... D13/108  
D968,328 S \* 11/2022 Liu ..... D13/108

OTHER PUBLICATIONS

“Ucomx Nano 3 in 1 Wireless Charger,Magnetic Foldable 3 in 1 Charging Station,Fast Wireless Charging Pad,Compatible with iPhone 14/Pro/Max/Plus/13/12 Series,AirPods 3/2/Pro,iWatch(Adapter Included)”, Amazon.com, first available on Sep. 7, 2021. <<https://www.amazon.com/UCOMX-Wireless-Magnetic-Foldable-Compatible/dp/B09FKZ7M9M/>>. (Year: 2021).\*

\* cited by examiner

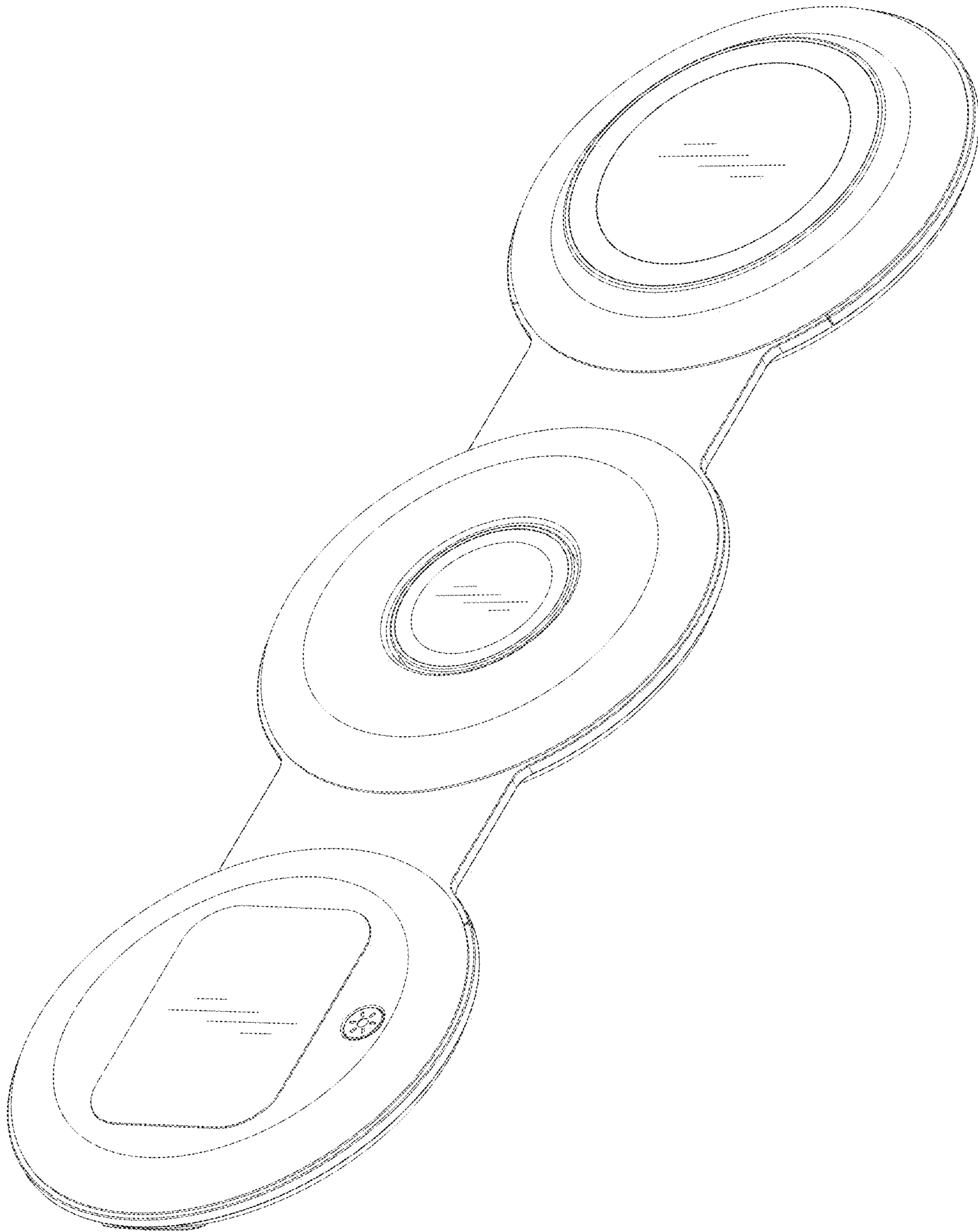


FIG. 1

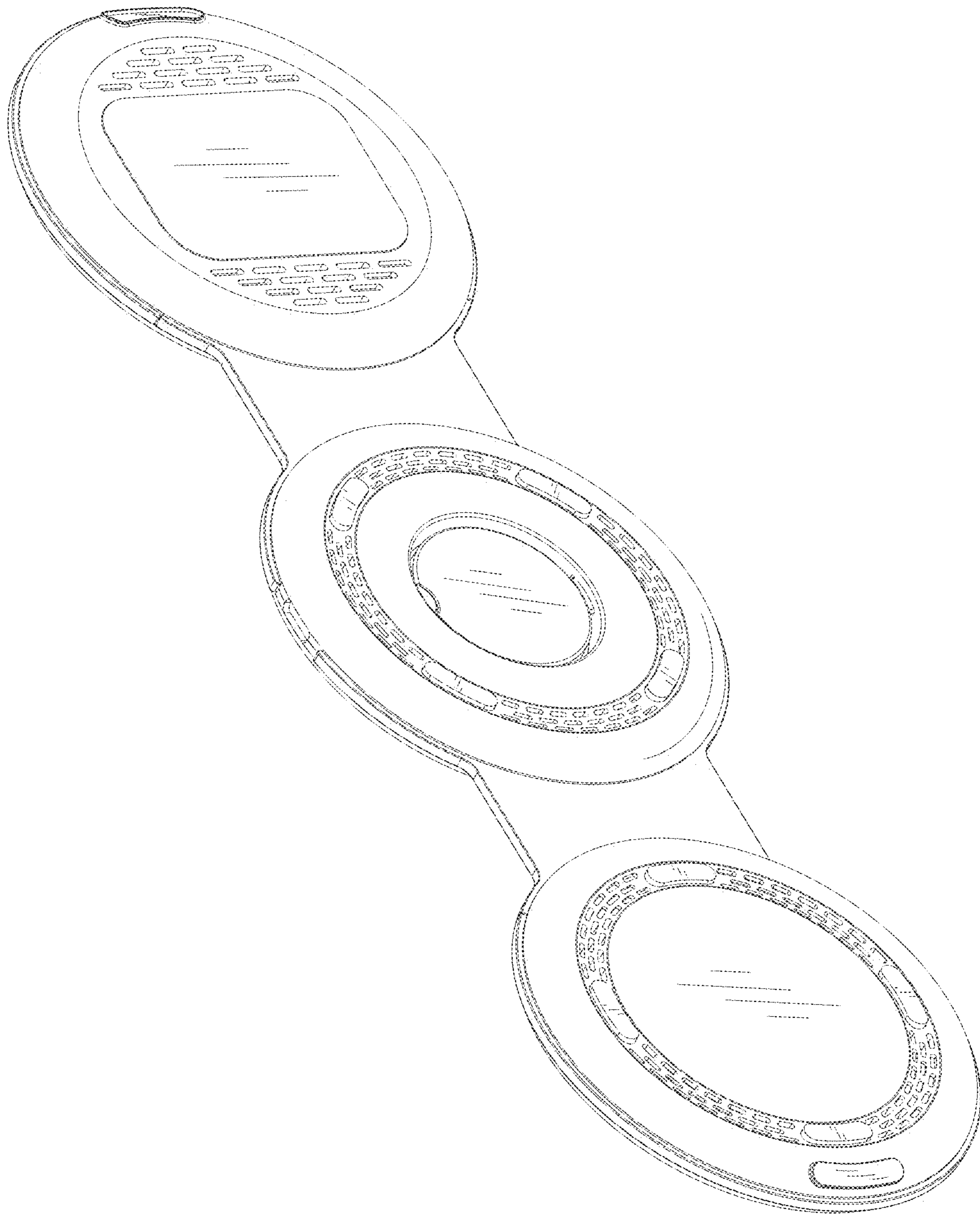


FIG. 2



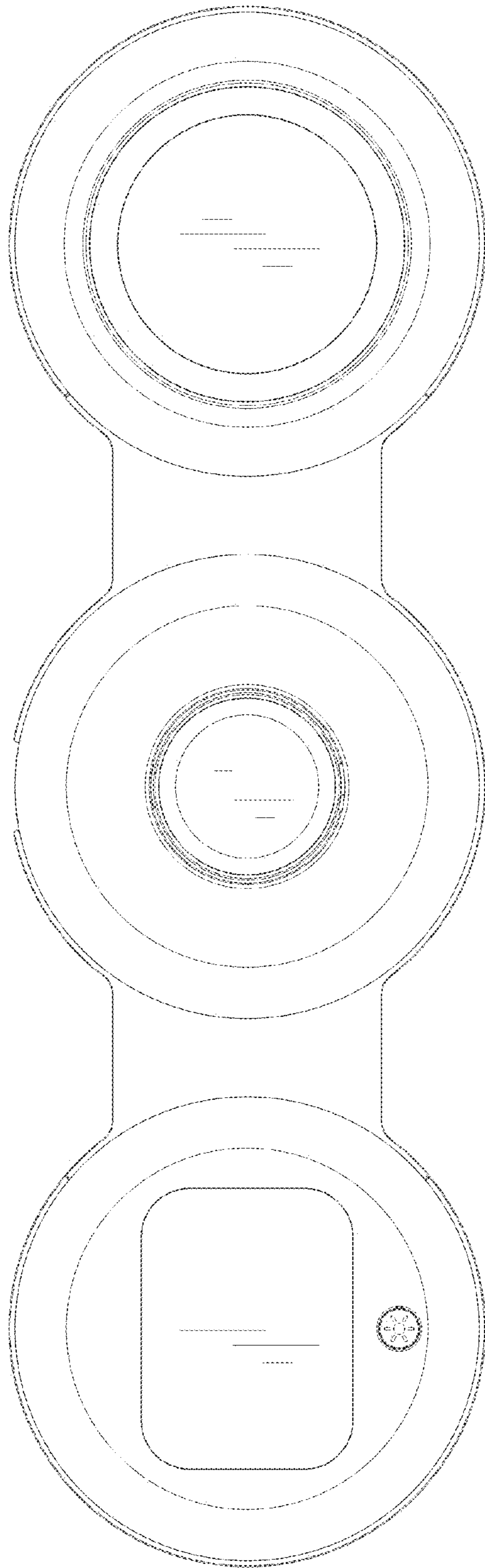


FIG. 3

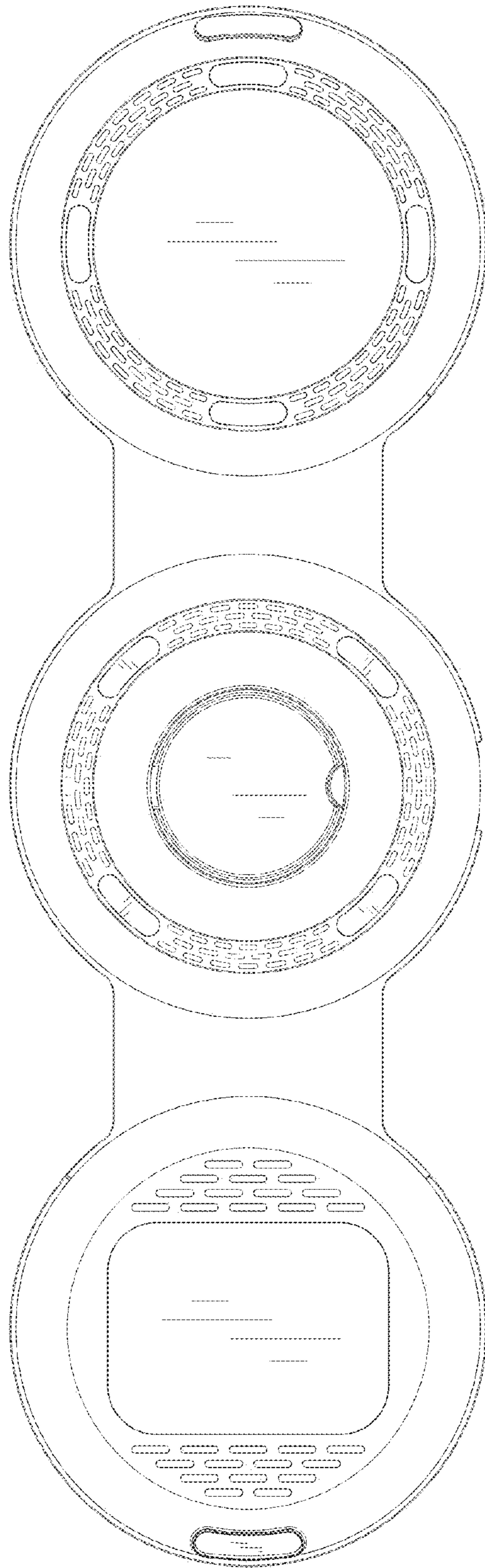


FIG. 4

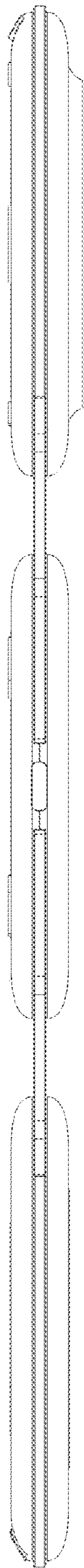


FIG. 5




FIG. 6






FIG. 7




FIG. 8




FIG. 9

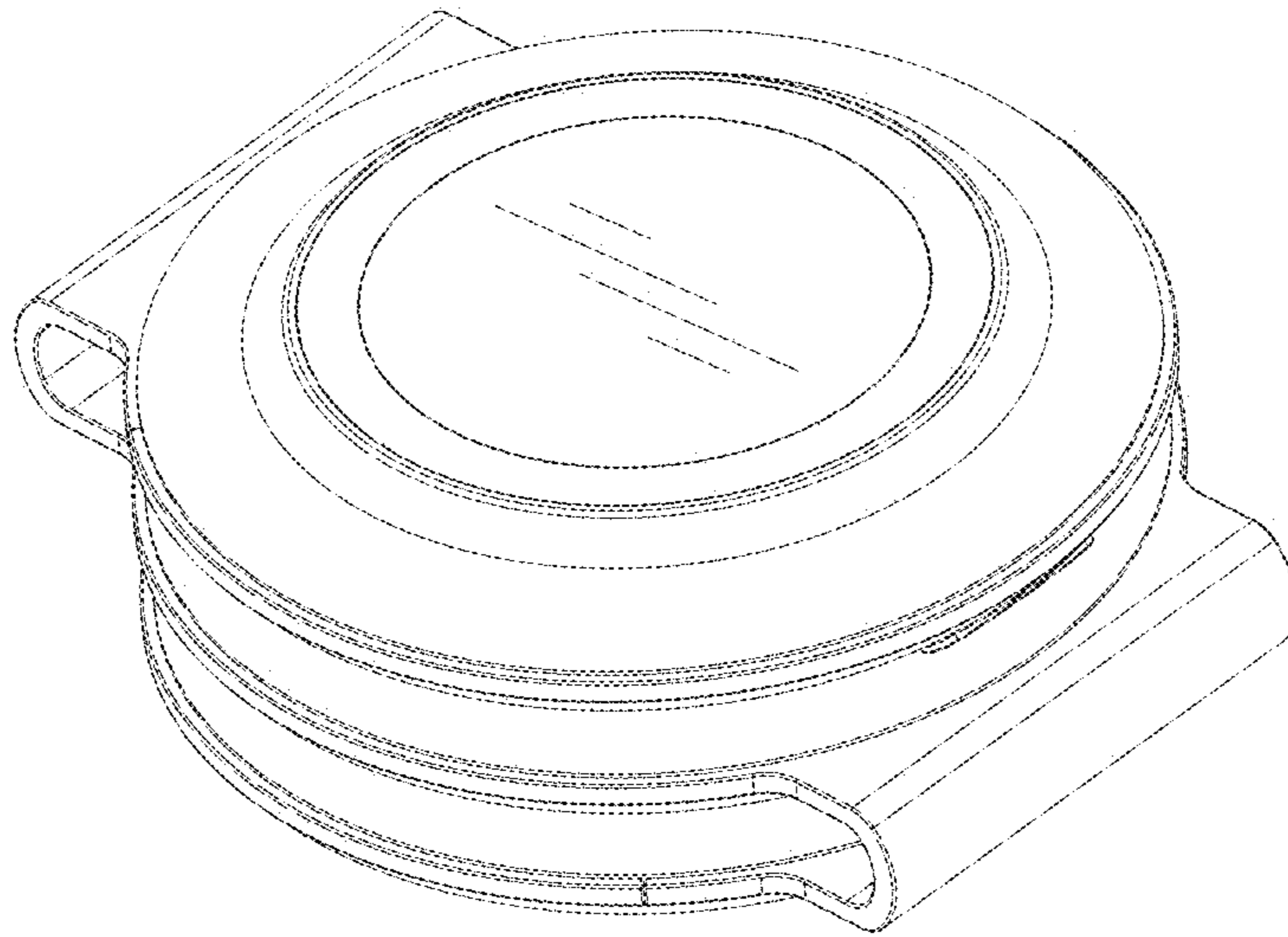


FIG. 10

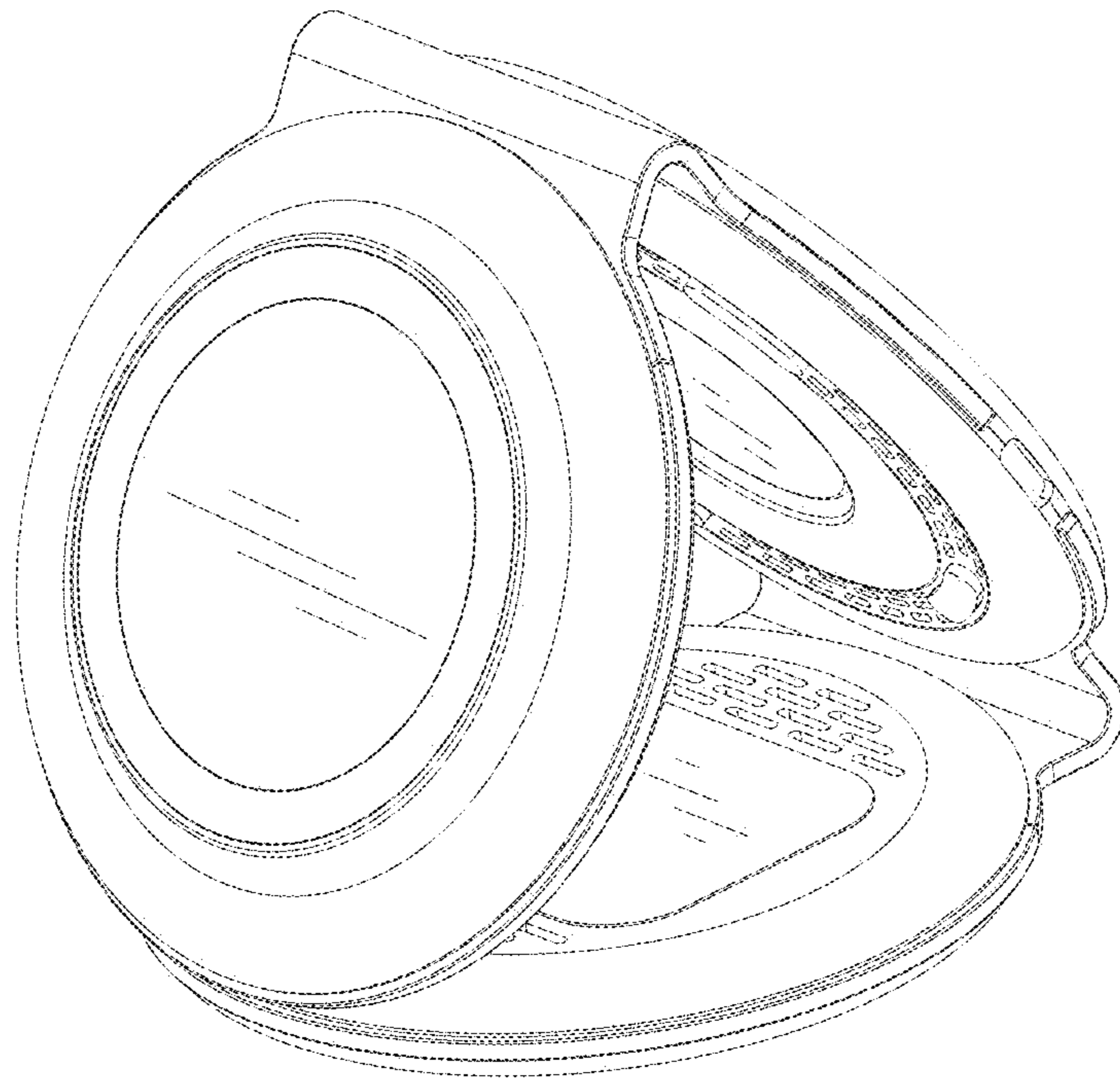


FIG. 11