



US00D974994S

(12) **United States Design Patent**  
**Northover**

(10) **Patent No.:** **US D974,994 S**  
(45) **Date of Patent:** **\*\* Jan. 10, 2023**

(54) **ROOFTOP CARGO HOOK**

- (71) Applicant: **North Tiger Ltd**, London (GB)
- (72) Inventor: **Mark Northover**, Bournemouth (GB)
- (73) Assignee: **North Tiger Ltd**, London (GB)
- (\*\*) Term: **15 Years**

(21) Appl. No.: **29/751,963**

(22) Filed: **Sep. 24, 2020**

(51) **LOC (14) Cl.** ..... **08-08**

(52) **U.S. Cl.**  
USPC ..... **D12/412**

(58) **Field of Classification Search**  
USPC ..... D12/7, 42, 44, 196, 400, 403, 404, 405,  
D12/406, 412, 418, 515; D29/100;  
D3/226; D11/200, 218; D2/624, 627;  
D8/330, 331, 333, 339  
CPC ..... B61D 7/16; Y10T 292/0911  
See application file for complete search history.

(56) **References Cited**

**U.S. PATENT DOCUMENTS**

D367,949 S *	3/1996	Vallance	.....	D29/100
D373,750 S *	9/1996	Gunderson	.....	D29/100
D415,067 S *	10/1999	Tung	.....	D8/367
D433,775 S *	11/2000	Crepeau	.....	D29/100
D449,136 S *	10/2001	Vallance	.....	D29/100
D638,330 S *	5/2011	Fahrendorff	.....	D11/200
D685,957 S *	7/2013	Schiffman	.....	D30/153
D931,089 S *	9/2021	Guo	.....	D8/367

**OTHER PUBLICATIONS**

Amazon.com, HeyTrip 6 Pack Cargo Tie-Down Door Hook Straps, published Oct. 10, 2020, [retrieved on Oct. 3, 2022]. Retrieved from the internet <<https://www.amazon.com/HEYTRIP-Tie-Down-Straps-Carrier-Compatible/dp/B08KZWJD5X>> (Year: 2020).\*

Ebay, Racing Tow Towing Strap Belt Car Rope Rally Hook, published Feb. 23, 2022 [retrieved Oct. 3, 2022]. Retrieved from the internet <<https://www.ebay.com/itm/373237177345>> (Year: 2022).\*

\* cited by examiner

*Primary Examiner* — Joseph Kukella

*Assistant Examiner* — Lavon M. Amerson

(74) *Attorney, Agent, or Firm* — Eric Karich; Karich & Associates

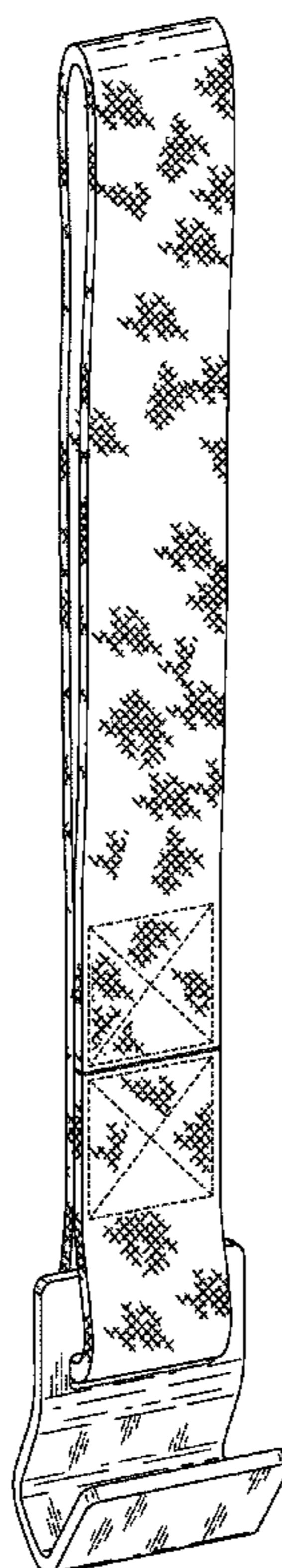
(57) **CLAIM**

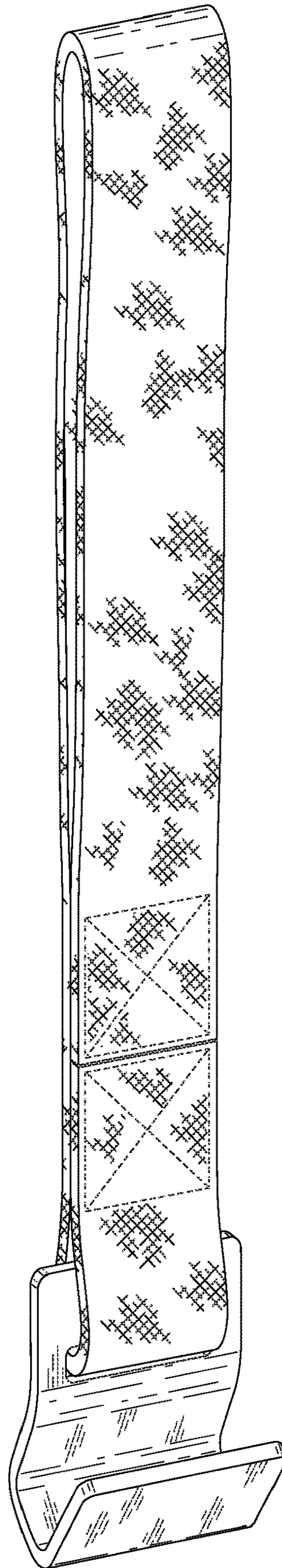
The ornamental design for a rooftop cargo hook, as shown and described.

**DESCRIPTION**

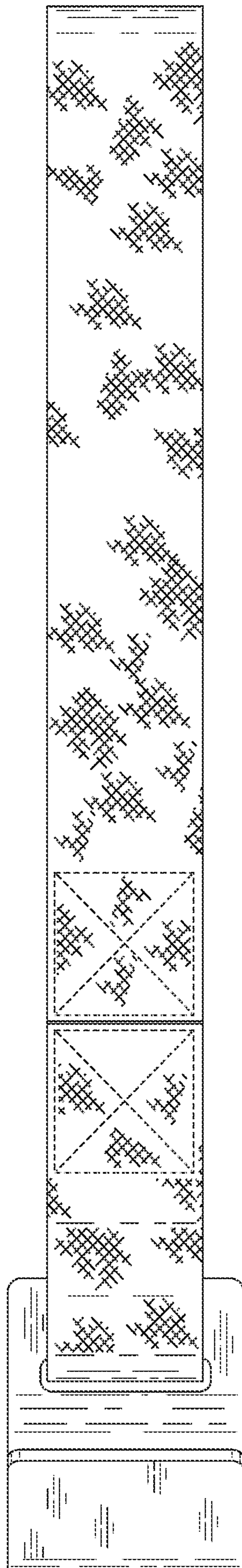
FIG. 1 is a perspective view of a rooftop cargo hook, showing my new design;  
FIG. 2 is a front elevational view thereof;  
FIG. 3 is a rear elevational view thereof;  
FIG. 4 is a left side elevational view thereof;  
FIG. 5 is a right side elevational view thereof;  
FIG. 6 is a top plan view thereof; and,  
FIG. 7 is a bottom plan view thereof.  
The broken lines are for the purpose of illustrating stitching and form part of the claimed design.

**1 Claim, 3 Drawing Sheets**

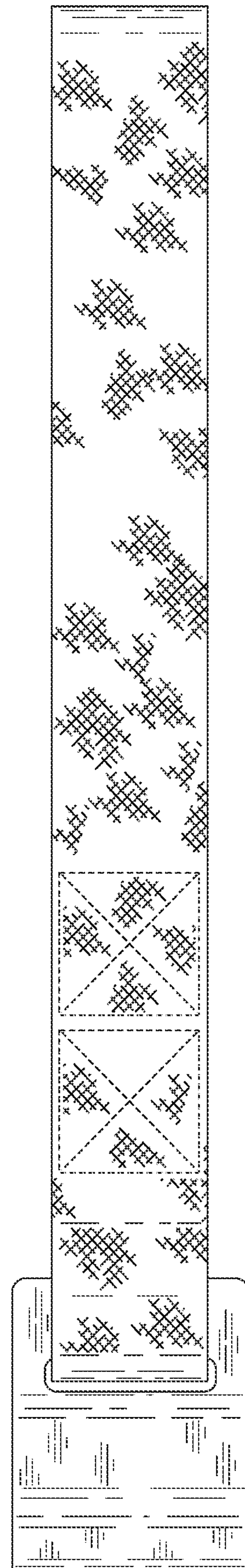




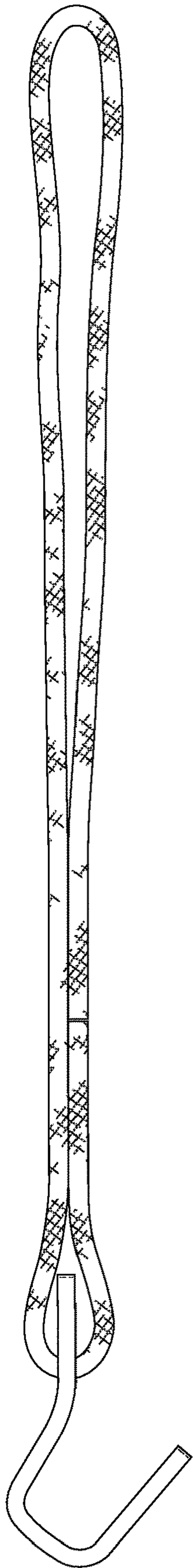
*Fig. 1*



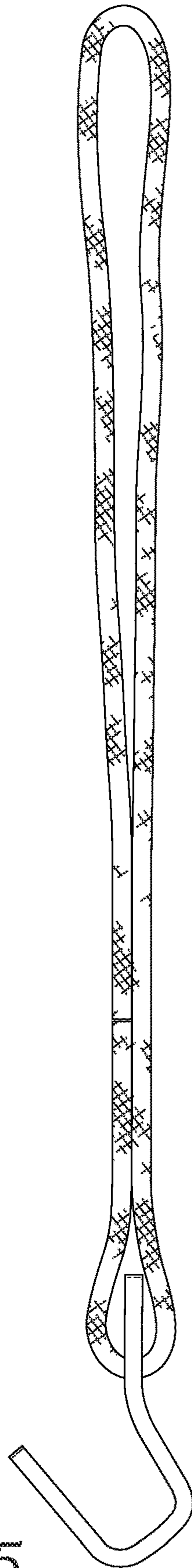
*Fig. 2*



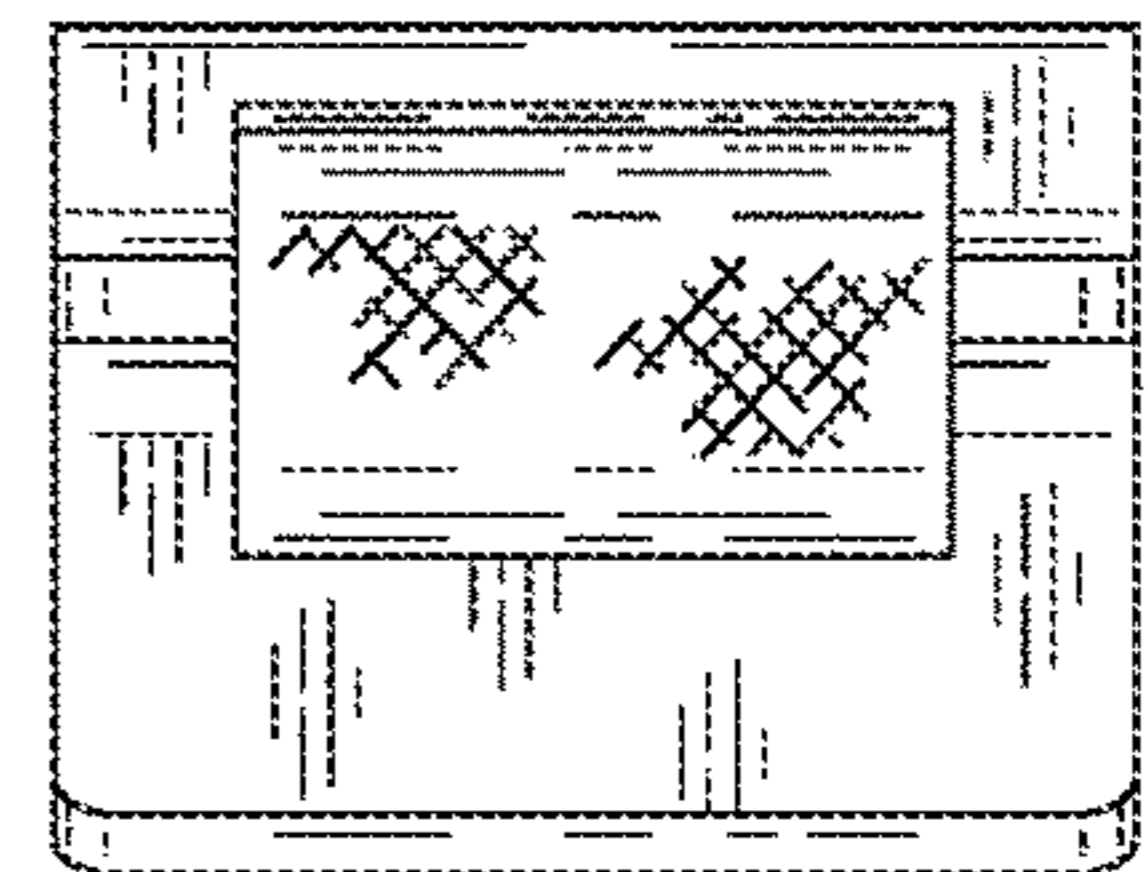
*Fig. 3*




*Fig. 4*



*Fig. 5*



*Fig. 6*



*Fig. 7*