

US00D974979S

(12) **United States Design Patent** (10) **Patent No.:** **US D974,979 S**
Jensen et al. (45) **Date of Patent:** **** Jan. 10, 2023**

(54) **STEERING WHEEL PAD**

(71) Applicant: **PACCAR Inc**, Bellevue, WA (US)

(72) Inventors: **John P. Jensen**, Sanger, TX (US);
Louis Daniel Heilaneh, Lewisville, TX
(US); **Jon Forrest Acton**, Fort Worth,
TX (US)

(73) Assignee: **PACCAR Inc**, Bellevue, WA (US)

(**) Term: **15 Years**

(21) Appl. No.: **29/829,025**

(22) Filed: **Mar. 2, 2022**

Related U.S. Application Data

(62) Division of application No. 29/753,471, filed on Sep.
30, 2020, now Pat. No. Des. 948,392.

(51) **LOC (14) Cl.** **12-16**

(52) **U.S. Cl.**
USPC **D12/177; D12/176**

(58) **Field of Classification Search**
USPC D12/175, 176, 177; 74/552, 558, 558.5
CPC B60R 21/203; B60R 21/05; B62D 1/04
See application file for complete search history.

(56) **References Cited**

U.S. PATENT DOCUMENTS

D679,637 S * 4/2013 Mihashi D12/177
D708,100 S * 7/2014 Nakai D12/177
D709,006 S 7/2014 Busse et al.
D710,270 S * 8/2014 Kanki D12/176
D741,759 S 10/2015 Persson et al.
D772,124 S 11/2016 Lee et al.
D786,153 S 5/2017 Callum et al.
D787,390 S 5/2017 Kanda et al.
D797,621 S 9/2017 Ogawa et al.
D798,205 S 9/2017 Kim
D798,206 S 9/2017 Sjogren

D848,913 S 5/2019 Sjogren
D853,911 S 7/2019 Miyamoto et al.
D858,383 S * 9/2019 Wakou D12/176
D875,000 S 2/2020 Watola et al.
D878,981 S 3/2020 Maurer et al.
D880,383 S 4/2020 Kim et al.
D881,089 S 4/2020 Sham
D881,090 S 4/2020 Braun
D886,008 S * 6/2020 Engelmann D12/177
D906,198 S 12/2020 Tomasson et al.
D910,510 S 2/2021 Sandys
D910,511 S * 2/2021 Mangan D12/177

(Continued)

OTHER PUBLICATIONS

"T800," Kenworth Truck Company, 2002, 32-page brochure.
(Continued)

Primary Examiner — Melody N Brown

(74) *Attorney, Agent, or Firm* — Seed IP Law Group LLP

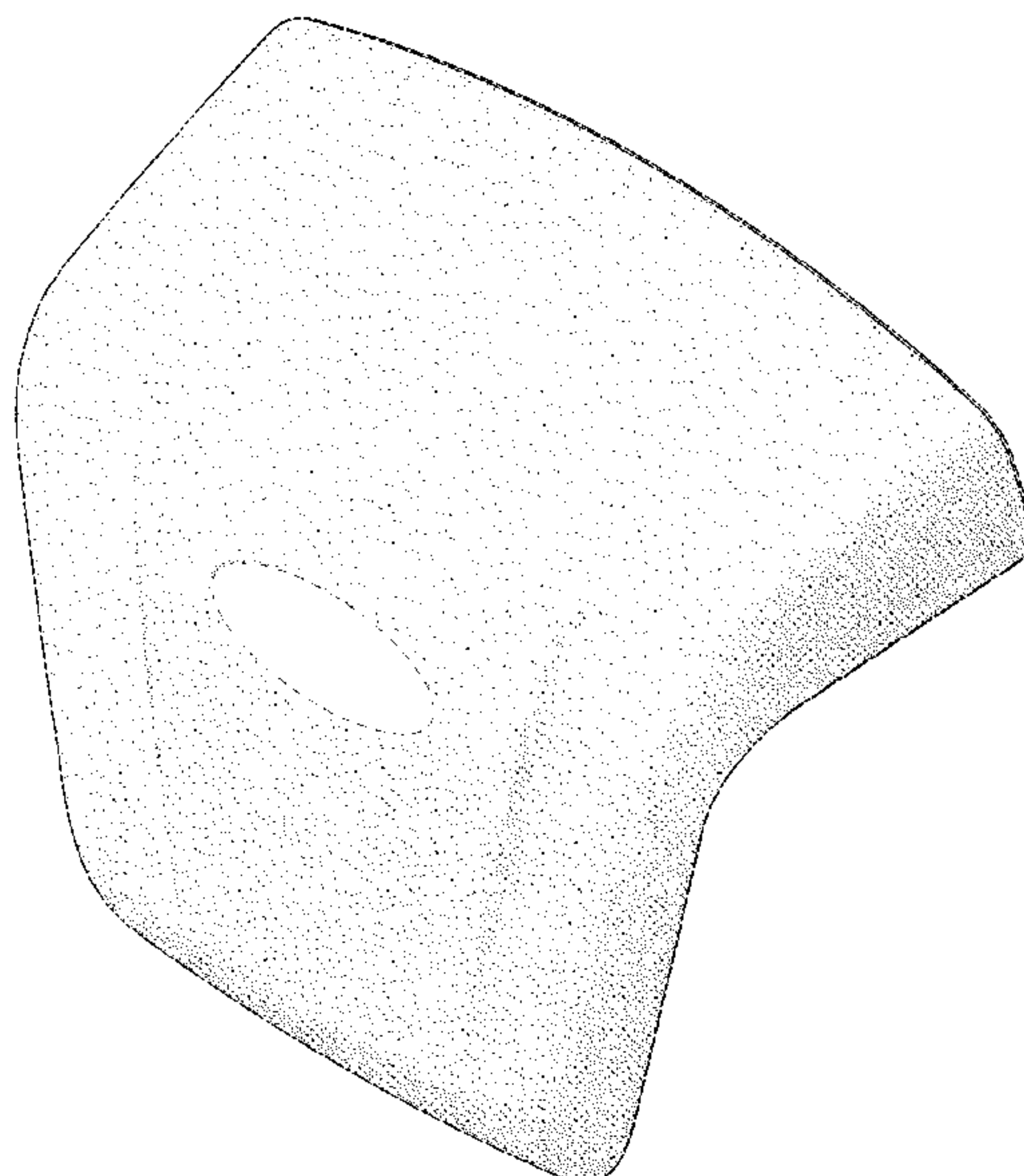
(57) **CLAIM**

The ornamental design for a steering wheel pad, as shown
and described.

DESCRIPTION

FIG. 1 is a top, front and right side perspective view of a
steering wheel pad showing our new design;
FIG. 2 is a front elevational view thereof.
FIG. 3 is a rear elevational view thereof.
FIG. 4 is a left side elevational view thereof.
FIG. 5 is a right side elevational view thereof.
FIG. 6 is a top plan view thereof; and,
FIG. 7 is a bottom plan view thereof.
The stippling surface shading shown throughout the drawing
views represent three-dimensional contours of the design.
The broken lines shown throughout the drawing views are
for environmental and illustrative purposes that form no part
of the claimed design.

1 Claim, 7 Drawing Sheets



(56)

References Cited

U.S. PATENT DOCUMENTS

D926,650	S	8/2021	Mito et al.	
D927,375	S	8/2021	Nishimura	
D931,774	S	9/2021	Shimizu	
D937,158	S	* 11/2021	Ferrier	D12/177
D948,392	S	* 4/2022	Jensen	D12/176

OTHER PUBLICATIONS

“T800,” Kenworth Truck Company, 2003, 32-page brochure.
“T800,” Kenworth Truck Company, 2005, 28-page brochure.
“T800,” Kenworth Truck Company, 2009, 28-page brochure.
“W900,” Kenworth Truck Company, 1996, 7-page brochure.
“W900,” Kenworth Truck Company, 2002, 32-page brochure.
“W900,” Kenworth Truck Company, 2005, 28-page brochure.
“W900,” Kenworth Truck Company, 2009, 28-page brochure.
Peterbilt Motors Company, “Class Pays, Medium Duty,” Sep. 2000, 12-page brochure.
“Class Pays, Truck Models,” Peterbilt Motors Company, Mar. 2005, 24-page brochure.
“Class Pays, Construction Trucks,” Peterbilt Motors Company, Nov. 2003, 16-page brochure.
“T270 Class 6 and T370 Class 7,” Kenworth Truck Company, 2008, 6-page brochure.
“T270 Class 6 and T370 Class 7 Hybrid,” Kenworth Truck Company, 2009, 6-page brochure.

“T680,” Kenworth Truck Company, 2013, 34-page brochure.
“T680,” Kenworth Truck Company, 2016, 34-page brochure.
“T880,” Kenworth Truck Company, 2017, 32-page brochure.
“Model 579,” Peterbilt Motors Company, Oct. 2013, 13-page brochure.
“Medium Duty,” Peterbilt Motors Company, 2013, 9-page brochure.
“On-Highway,” Peterbilt Motors Company, 2013, 13-page brochure.
“Vocational,” Peterbilt Motors Company, 2013, 11-page brochure.
“T470,” Kenworth Truck Company, 2010, 6-page brochure.
“Model 220,” Peterbilt Motors Company, 2019, 2-page brochure.
“Model 337,” Peterbilt Motors Company, 2020, 2-page brochure.
“Model 389,” Peterbilt Motors Company, 2019, 2-page brochure.
“Model 348,” Peterbilt Motors Company, 2019, 2-page brochure.
“Model 520,” Peterbilt Motors Company, 2019, 2-page brochure.
“Model 567,” Peterbilt Motors Company, 2020, 16-page brochure.
“Model 579,” Peterbilt Motors Company, 2019, 28-page brochure.
“T680,” Kenworth Truck Company, 2019, 40-page brochure.
“T800,” Kenworth Truck Company, 2012, 28-page brochure.
“T440/T470,” Kenworth Truck Company, 2015, 8-page brochure.
“T170/T270/T370,” Kenworth Truck Company, 2019, 16-page brochure.
“K270/K370,” Kenworth Truck Company, 2014, 12-page brochure.
“W990,” Kenworth Truck Company, 2018, 32-page brochure.
“T880,” Kenworth Truck Company, 2019, 36-page brochure.
“Model 325,” Peterbilt Motors Company, <https://www.peterbilt.com/trucks/medium-duty/model-325>, retrieved Nov. 20, 2020, 12 pages.

* cited by examiner

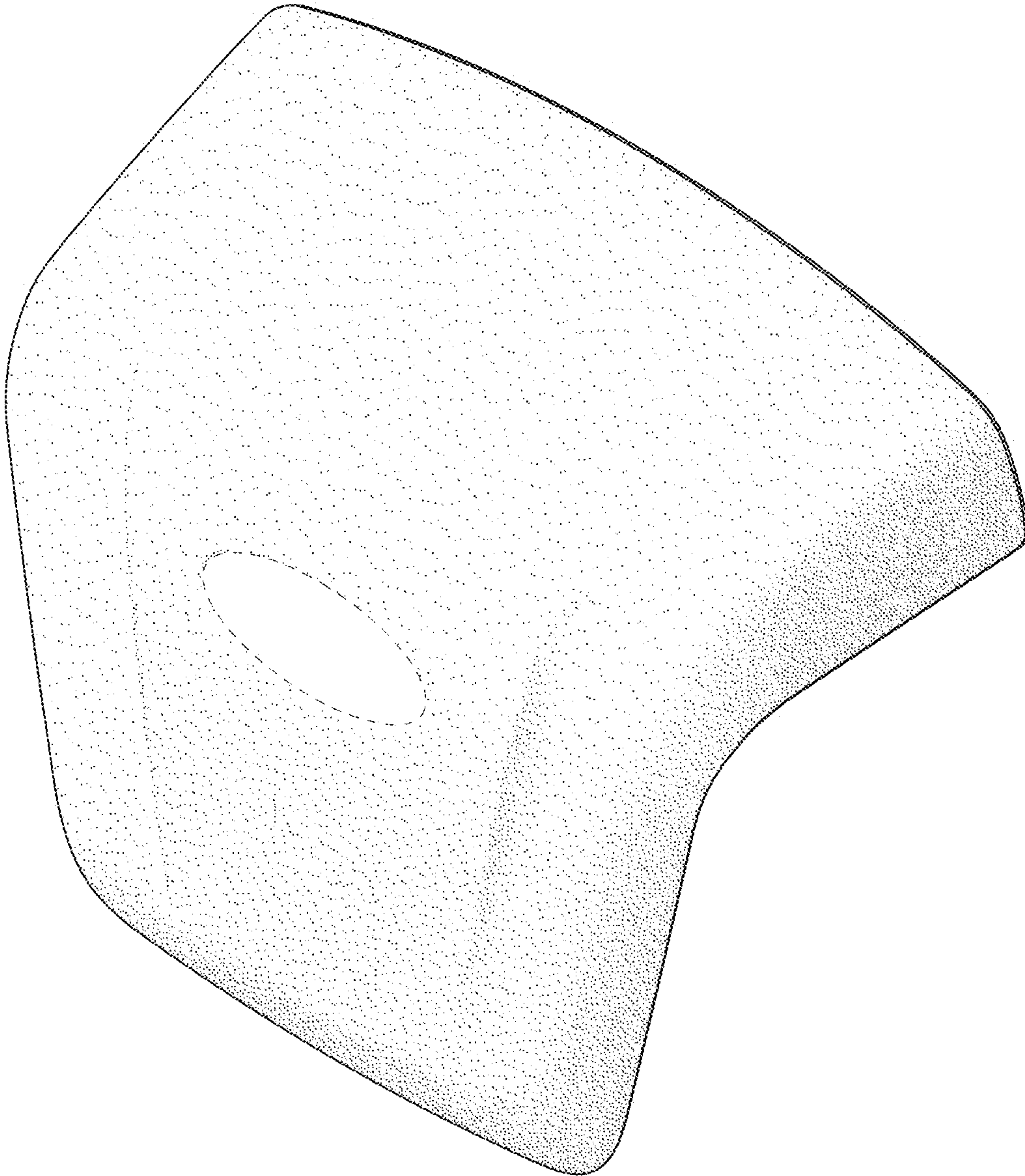


FIG. 1

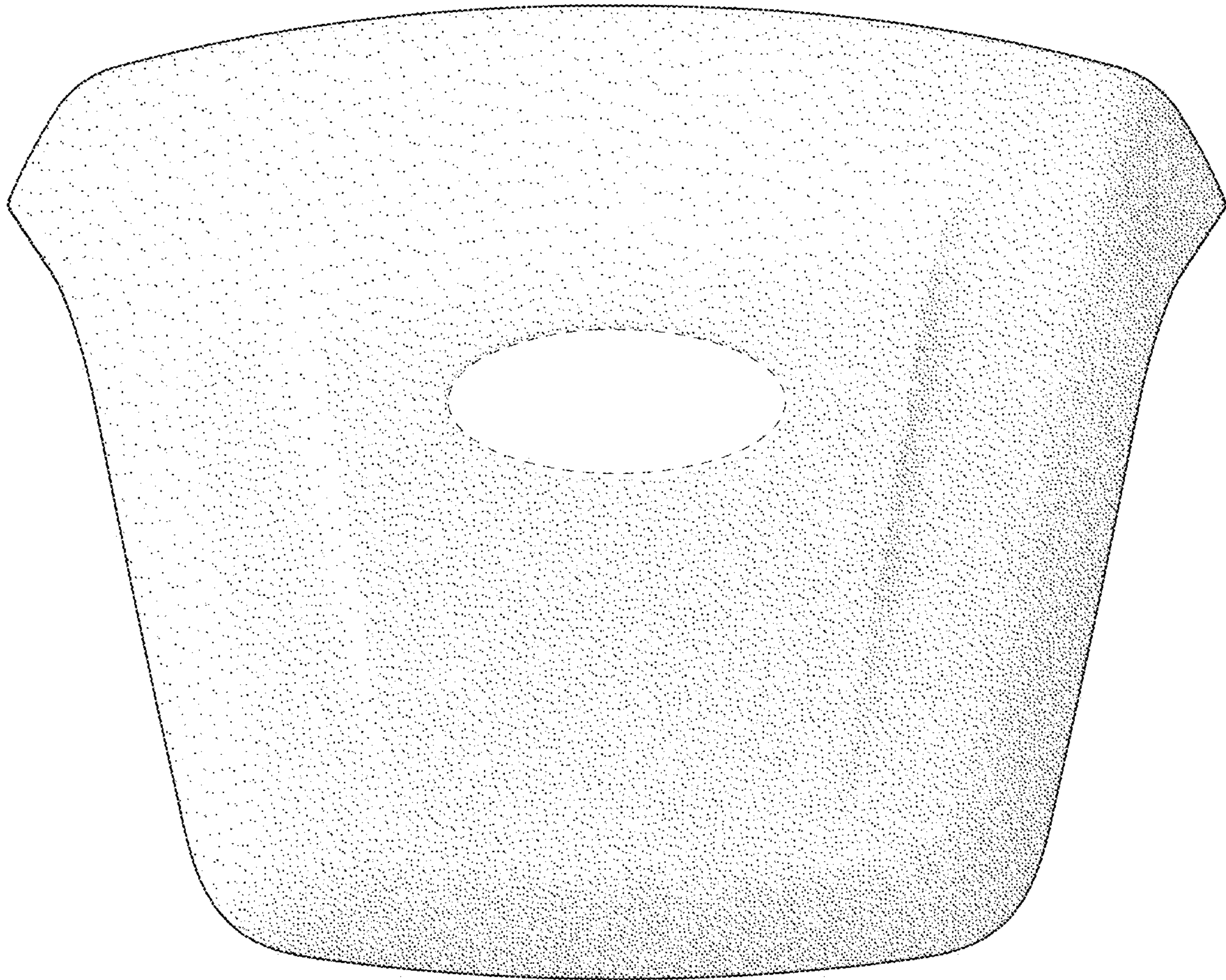


FIG. 2

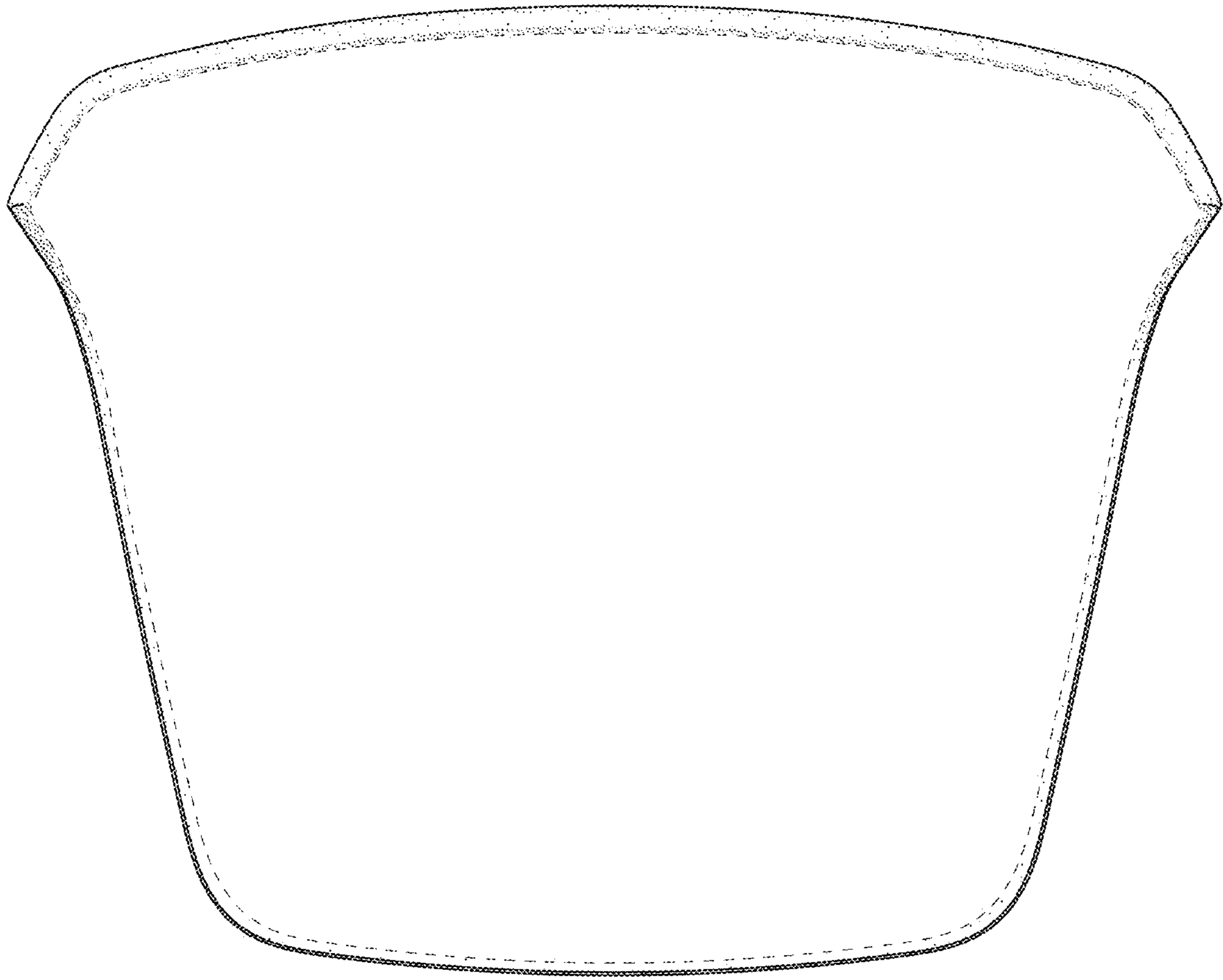


FIG. 3

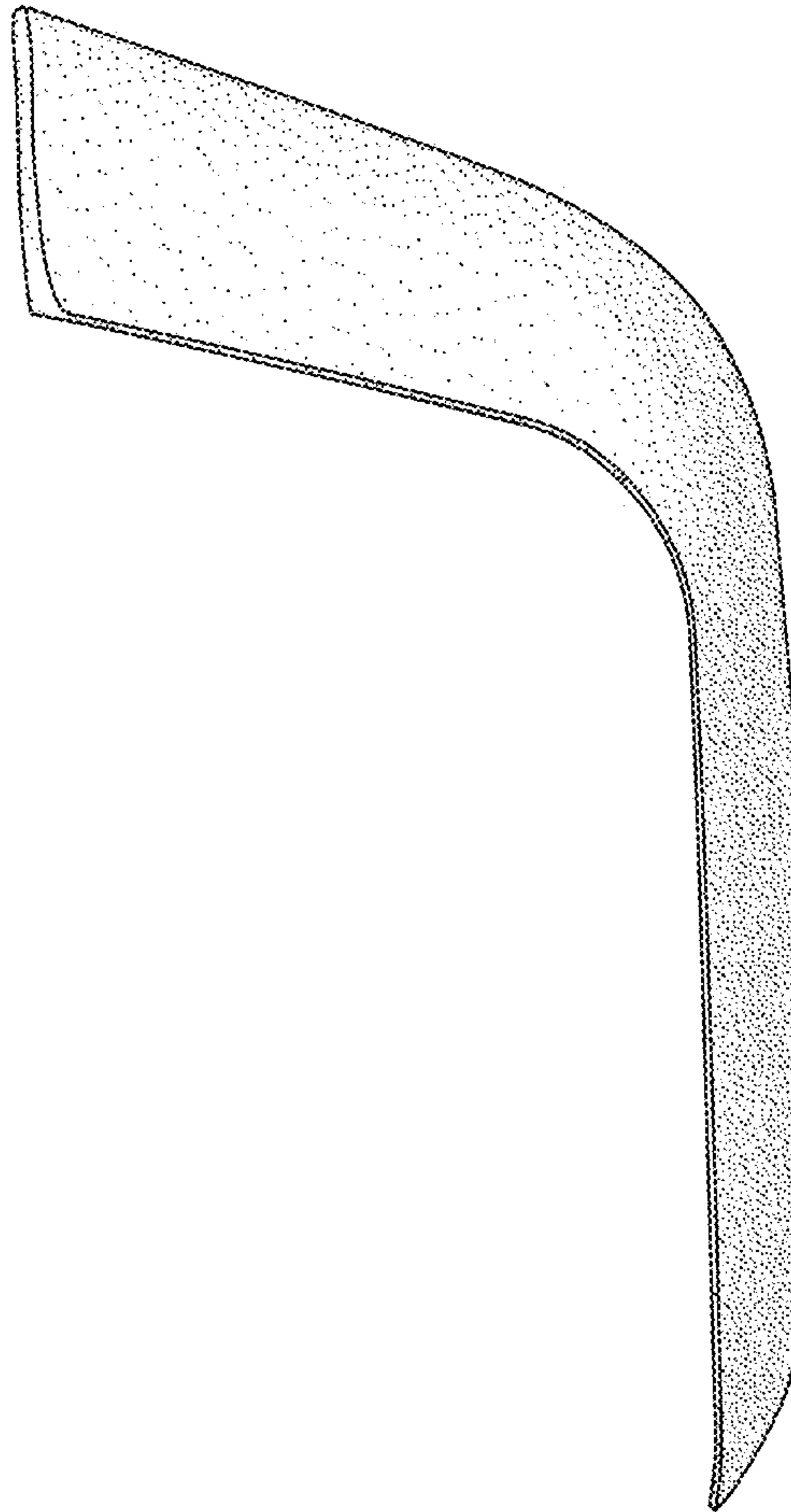


FIG. 4

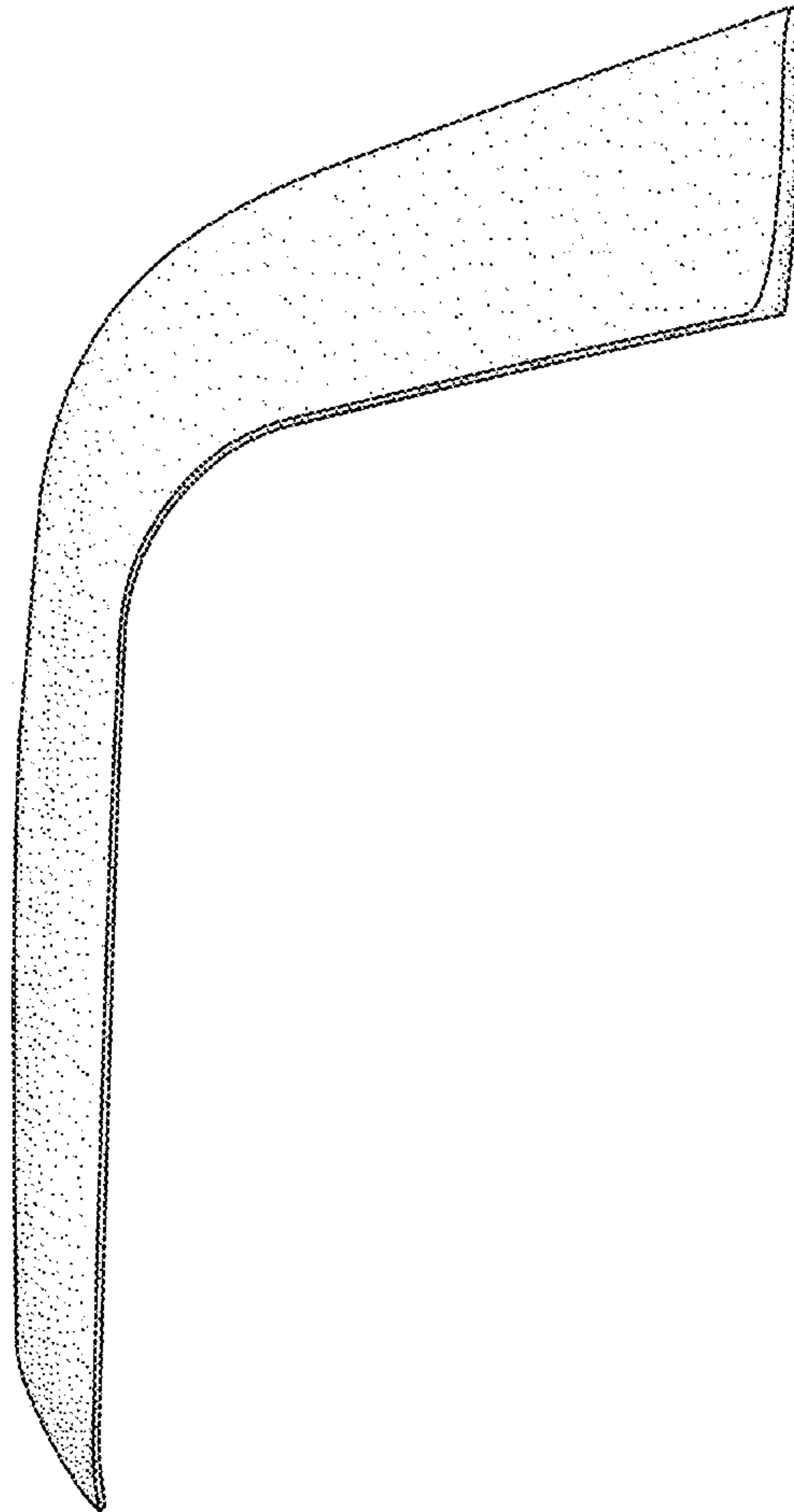


FIG. 5




FIG. 6




FIG. 7