



US00D974974S

(12) **United States Design Patent**
Mockenhaupt

(10) **Patent No.:** **US D974,974 S**
(45) **Date of Patent:** **** Jan. 10, 2023**

- (54) **BUMPER FOR A VEHICLE**
- (71) Applicant: **VOLVO CAR CORPORATION,**
Gothenburg (SE)
- (72) Inventor: **Florian Mockenhaupt,** Gothenburg
(SE)
- (73) Assignee: **VOLVO CAR CORPORATION,**
Gothenburg (SE)
- (**) Term: **15 Years**
- (21) Appl. No.: **29/785,880**
- (22) Filed: **May 27, 2021**
- (51) **LOC (14) Cl.** **12-16**
- (52) **U.S. Cl.**
USPC **D12/169**
- (58) **Field of Classification Search**
USPC D12/169, 196, 86, 90-92, 163, 190, 98,
D12/164; 293/102, 113, 115, 117, 120,
293/193.11; 296/180.1, 180.2
CPC B60R 19/02; B60R 19/04; B62D 25/08
See application file for complete search history.

D877,668 S *	3/2020	Bucher	D12/169
D885,994 S *	6/2020	Metros	D12/163
D887,317 S *	6/2020	Metros	D12/163
D901,342 S *	11/2020	Yang	D12/163
D902,093 S *	11/2020	Behmer	D12/163
D910,503 S *	2/2021	Battams	D12/163
D911,231 S *	2/2021	Bucher	D12/169
D914,554 S *	3/2021	Bischoff	D12/169
D915,957 S *	4/2021	Bischoff	D12/169
D919,507 S *	5/2021	Piaskowski	D12/169
D920,190 S *	5/2021	Piaskowski	D12/169
D932,390 S *	10/2021	Sachs	D12/169
D932,392 S *	10/2021	Akcaay	D12/169
D939,406 S *	12/2021	Bischoff	D12/169

* cited by examiner

Primary Examiner — Melody N Brown

(74) *Attorney, Agent, or Firm* — Calderon Safran & Cole PC

(56) **References Cited**

U.S. PATENT DOCUMENTS

D600,602 S *	9/2009	Endoh	D12/169
D664,904 S *	8/2012	Koyama	D12/169
D708,997 S *	7/2014	Koizumi	D12/169
D736,683 S *	8/2015	Glover	D12/169
D847,708 S *	5/2019	Yong	D12/169
D851,560 S *	6/2019	Yong	D12/169
D855,502 S *	8/2019	Behmer	D12/163


(57) **CLAIM**

The ornamental design for a bumper for a vehicle, as shown and described.

DESCRIPTION

FIG. 1 is a front view of a bumper for a vehicle showing my new design;
 FIG. 2 is a left, front perspective view thereof;
 FIG. 3 is a right, rear perspective view thereof;
 FIG. 4 is a left side view thereof;
 FIG. 5 is a right side view thereof;
 FIG. 6 is a top view thereof;
 FIG. 7 is a bottom view thereof; and,
 FIG. 8 is a rear view thereof.

1 Claim, 8 Drawing Sheets






FIG. 1

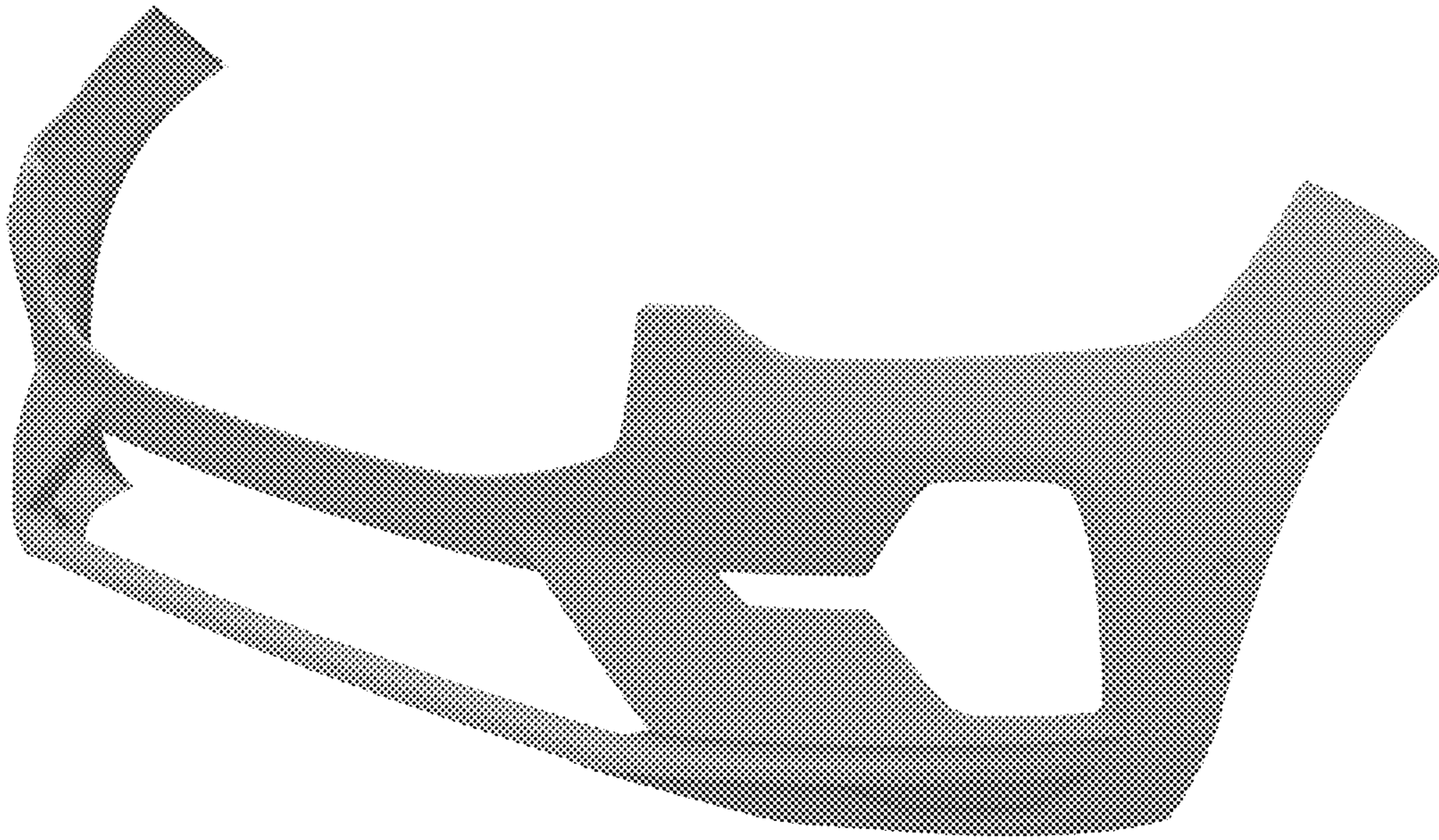


FIG. 2

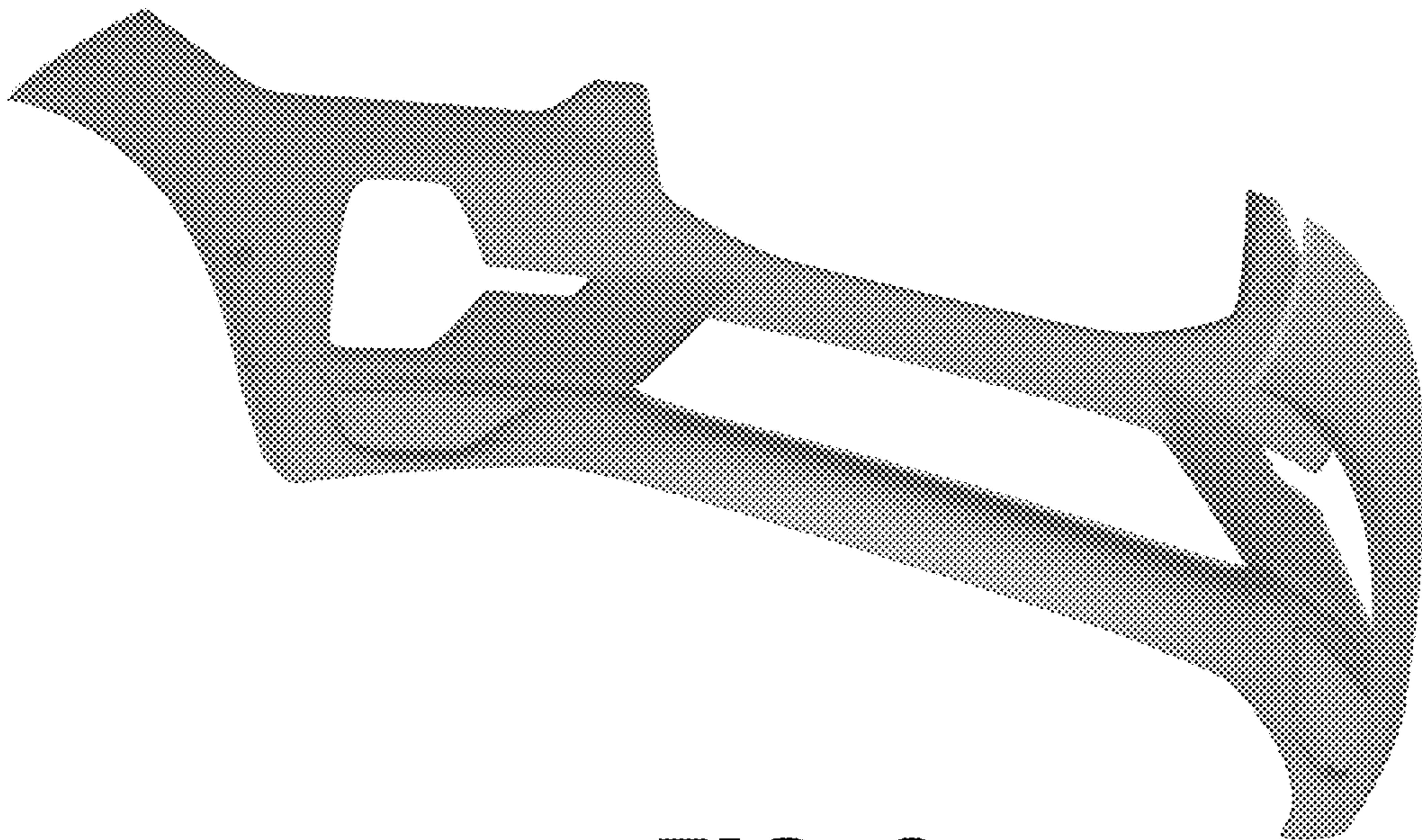


FIG. 3




FIG. 4




FIG. 5

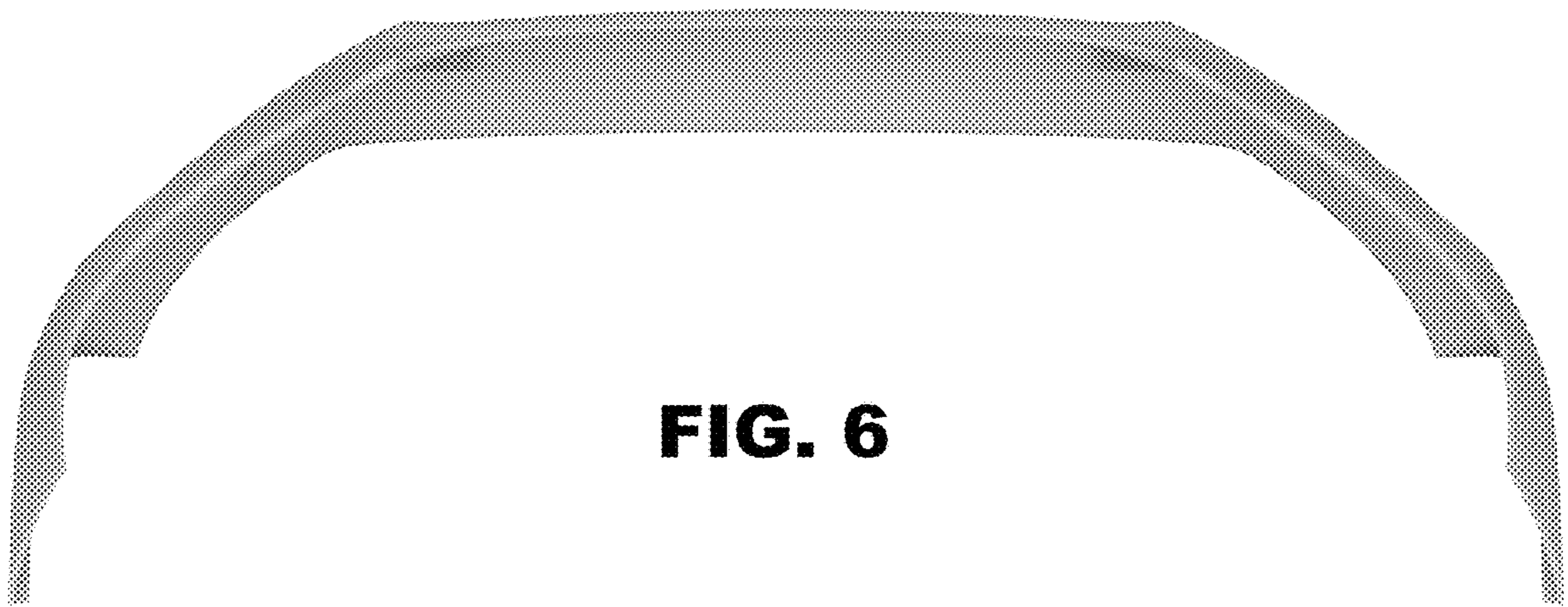


FIG. 6

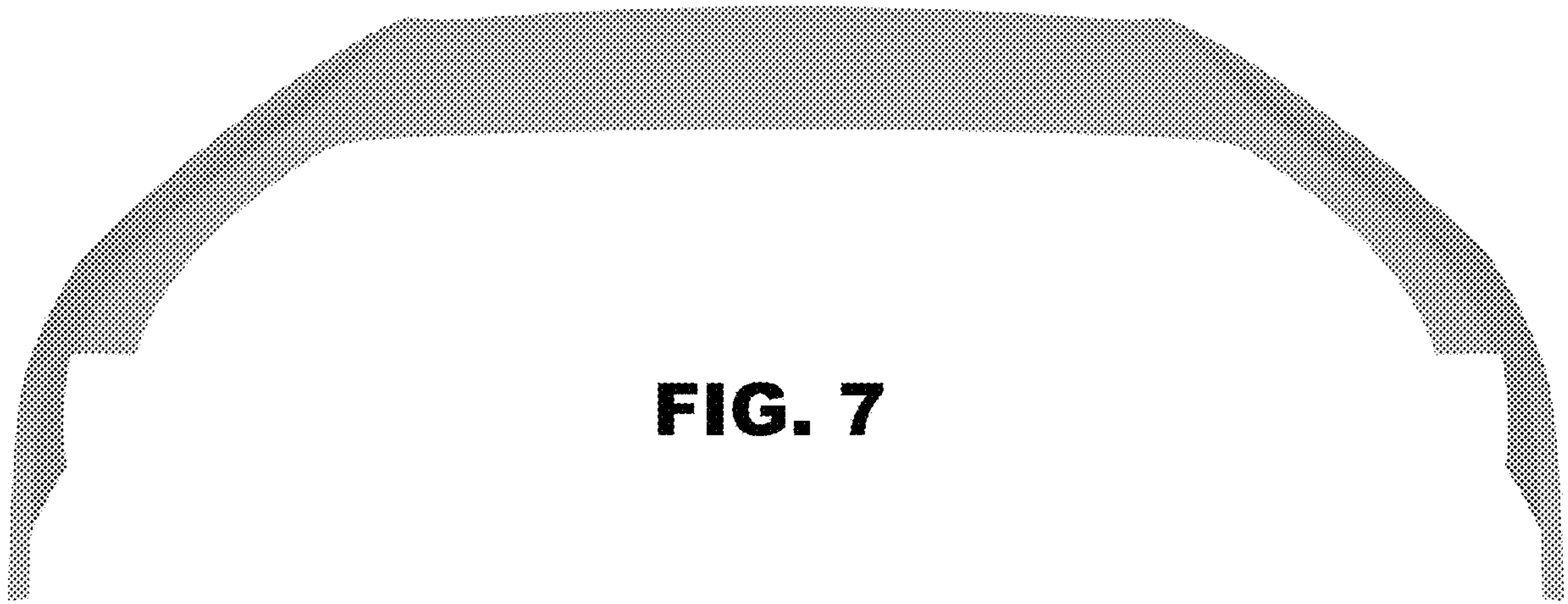


FIG. 7




FIG. 8