



US00D974965S

(12) **United States Design Patent**
Vaya et al.

(10) **Patent No.:** **US D974,965 S**
(45) **Date of Patent:** **** Jan. 10, 2023**

(54) **MOTOR VEHICLE, TOY VEHICLE REPLICA
AND/OR OTHER REPLICA**

(71) Applicant: **AUDI AG**, Ingolstadt (DE)

(72) Inventors: **Amar Vaya**, Ingolstadt (DE); **Wolf
Seebers**, Ingolstadt (DE)

(73) Assignee: **AUDI AG**, Ingolstadt (DE)

(**) Term: **15 Years**

(21) Appl. No.: **29/786,519**

(22) Filed: **Jun. 1, 2021**

(30) **Foreign Application Priority Data**

Mar. 9, 2021 (EM) 008455596

(51) **LOC (14) Cl.** **12-08**

(52) **U.S. Cl.**
USPC **D12/91**

(58) **Field of Classification Search**
USPC D12/86, 90-92, 88; D21/424, 433, 434,
D21/533, 535; 296/181.1-181.5, 183.1
CPC B62D 25/00; B62D 25/06; B62D 33/00;
B62D 35/00
See application file for complete search history.

(56) **References Cited**

U.S. PATENT DOCUMENTS

D637,943 S	*	5/2011	Bischoff	D12/92
D671,034 S	*	11/2012	Bischoff	D12/91
D671,035 S	*	11/2012	Bischoff	D12/91
D690,231 S	*	9/2013	Bischoff	D12/91
D699,157 S	*	2/2014	Bischoff	D12/92
D701,145 S	*	3/2014	Bischoff	D12/91
D706,174 S	*	6/2014	Garand	D12/92
D712,788 S	*	9/2014	Bischoff	D12/91
D714,689 S	*	10/2014	Bischoff	D12/92
D715,693 S	*	10/2014	Lamberty	D12/92

D740,177 S	*	10/2015	Callum	D12/92
D740,178 S	*	10/2015	Bischoff	D12/92
D748,534 S	*	2/2016	Bischoff	D12/92
D756,849 S	*	5/2016	Garcia Lopez	D12/92
D761,697 S	*	7/2016	Bischoff	D12/92
D764,352 S	*	8/2016	Pires	D12/92
D767,448 S	*	9/2016	Leu	D12/92
D769,155 S	*	10/2016	Garand	D12/92
D783,457 S	*	4/2017	Wehrli	D12/92
D793,910 S	*	8/2017	Liese	D12/92
D801,873 S	*	11/2017	Lamberty	D12/92
D802,483 S	*	11/2017	Fahr-Becker	D12/92
D804,362 S	*	12/2017	Jung	D12/92
D813,099 S	*	3/2018	Brendel	D12/92
D814,356 S	*	4/2018	Lamberty	D12/92

(Continued)

Primary Examiner — Melody N Brown

(74) *Attorney, Agent, or Firm* — Lucas & Mercanti, LLP;
Klaus P. Stoffel

(57) **CLAIM**


The ornamental design for a motor vehicle, toy vehicle replica and/or other replica, as shown and described.

DESCRIPTION

FIG. 1 is a front and right side perspective view of a motor vehicle, toy vehicle replica and/or other replica showing our new design;
FIG. 2 is a rear and right side perspective view thereof;
FIG. 3 is a front view thereof;
FIG. 4 is a rear view thereof;
FIG. 5 is a left side view thereof;
FIG. 6 is a right side view thereof; and,
FIG. 7 is a top view thereof.

The wheels and lights shown on the motor vehicle throughout the drawing views in a de-emphasized and faded out half tone manner bordered by broken lines are for environmental and illustrative purposes and form no part of the claimed design.

1 Claim, 4 Drawing Sheets



(56)

References Cited

U.S. PATENT DOCUMENTS

D823,723 S *	7/2018	Brendel	D12/92
D826,095 S *	8/2018	Hirzel	D12/92
D828,785 S *	9/2018	Seebers	D12/92
D831,542 S *	10/2018	Russo	D12/92
D898,618 S *	10/2020	Huerta Martinez	D12/91

* cited by examiner



Fig. 1




Fig. 2



Fig. 3




Fig. 4




Fig. 5




Fig. 6

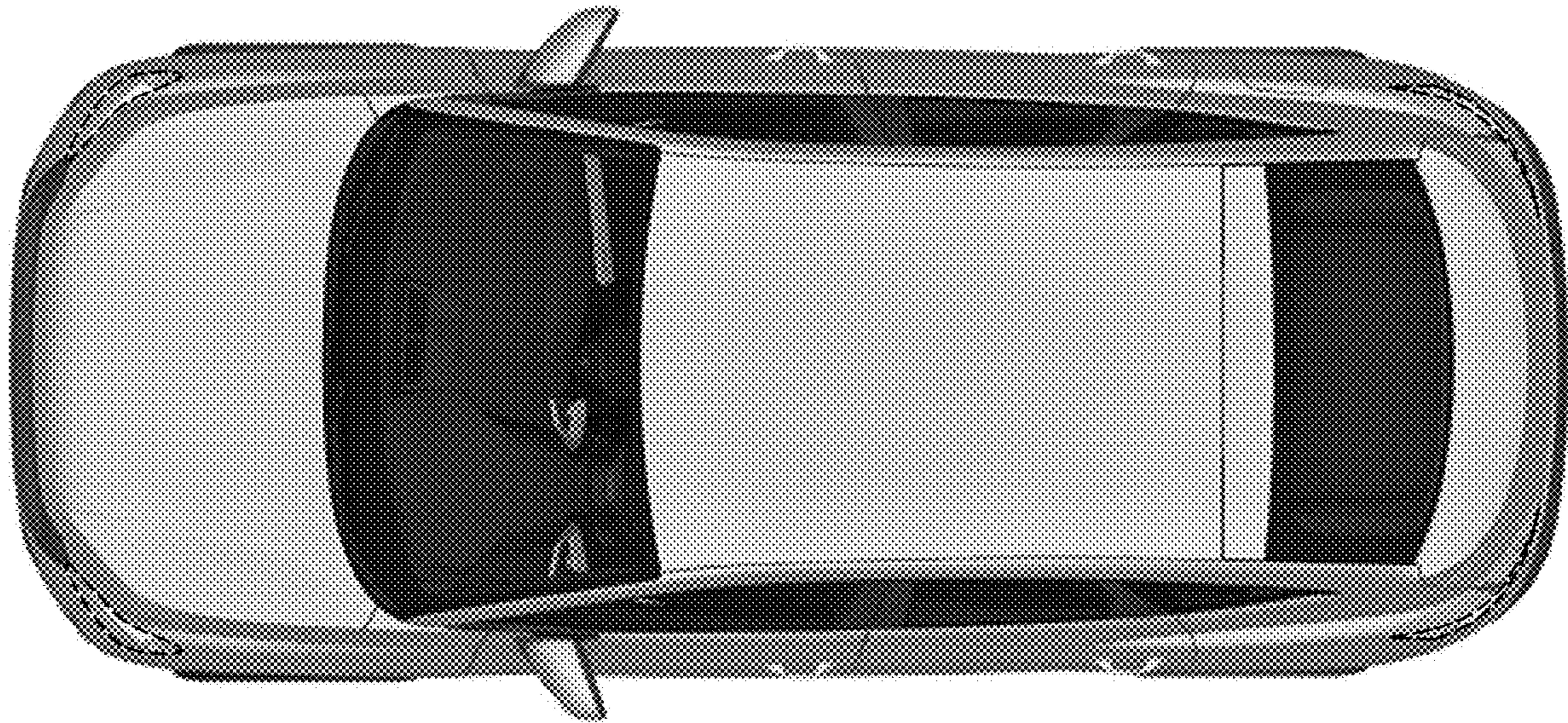


Fig. 7