



US00D974961S

(12) **United States Design Patent**  
**Langhals et al.**

(10) **Patent No.:** **US D974,961 S**

(45) **Date of Patent:** **\*\* Jan. 10, 2023**

- (54) **AUTOMOBILE BODY**
- (71) Applicants: **Taylor A. Langhals**, Waterford, MI (US); **Tome Jovanoski**, Shelby Township, MI (US); **Timothy W. Anness**, Rochester Hills, MI (US)
- (72) Inventors: **Taylor A. Langhals**, Waterford, MI (US); **Tome Jovanoski**, Shelby Township, MI (US); **Timothy W. Anness**, Rochester Hills, MI (US)
- (73) Assignee: **FCA US LLC**, Auburn Hills, MI (US)
- (\*\*) Term: **15 Years**
- (21) Appl. No.: **29/727,314**
- (22) Filed: **Mar. 10, 2020**
- (51) **LOC (14) Cl.** ..... **12-08**
- (52) **U.S. Cl.**  
USPC ..... **D12/91**
- (58) **Field of Classification Search**  
USPC ..... D12/86, 90-92, 88, 164; D21/424, 433, D21/434; 296/181.1-181.5, 183.1  
CPC ..... B62D 25/00; B62D 25/06; B62D 33/00; B62D 35/00  
See application file for complete search history.

D693,737 S *	11/2013	Hammoud	.....	D12/91
D703,583 S *	4/2014	Howell	.....	D12/91
D711,784 S *	8/2014	Galante	.....	D12/91
D723,425 S *	3/2015	Glover	.....	D12/91
D728,425 S *	5/2015	Glover	.....	D12/91
D761,695 S *	7/2016	Faghihzadeh	.....	D12/92
D801,861 S *	11/2017	Hubers	.....	D12/91
D805,956 S *	12/2017	Galante	.....	D12/91
D817,816 S *	5/2018	Hoste	.....	D12/91
D823,722 S *	7/2018	Hoste	.....	D12/91
D847,025 S *	4/2019	Zavatski	.....	D12/91
D860,863 S *	9/2019	Jonason	.....	D12/91
D865,565 S *	11/2019	Hubers	.....	D12/91
D865,566 S *	11/2019	Jonason	.....	D12/91

\* cited by examiner

*Primary Examiner* — Melody N Brown

(74) *Attorney, Agent, or Firm* — Ralph E. Smith

(57) **CLAIM**

The ornamental design for an automobile body, as shown and described.


**DESCRIPTION**

FIG. 1 is a front and left side perspective view of an automotive body showing our new design;  
 FIG. 2 is a rear and left side perspective view thereof;  
 FIG. 3 is a front elevational view thereof;  
 FIG. 4 is a rear elevational view thereof;  
 FIG. 5 is a left side elevational view thereof;  
 FIG. 6 is a right side elevational view thereof; and,  
 FIG. 7 is a top plan view thereof.

The portions of the automobile shown in broken lines are for illustrative and environmental purposes and form no part of the claimed design.

**1 Claim, 6 Drawing Sheets**

- (56) **References Cited**  
U.S. PATENT DOCUMENTS
- D420,939 S \* 2/2000 Faurote ..... D12/91
- D500,460 S \* 1/2005 Allen ..... D12/91
- D534,097 S \* 12/2006 Renkert ..... D12/91
- D551,124 S \* 9/2007 Aneiros ..... D12/92
- D650,721 S \* 12/2011 Galante ..... D12/91



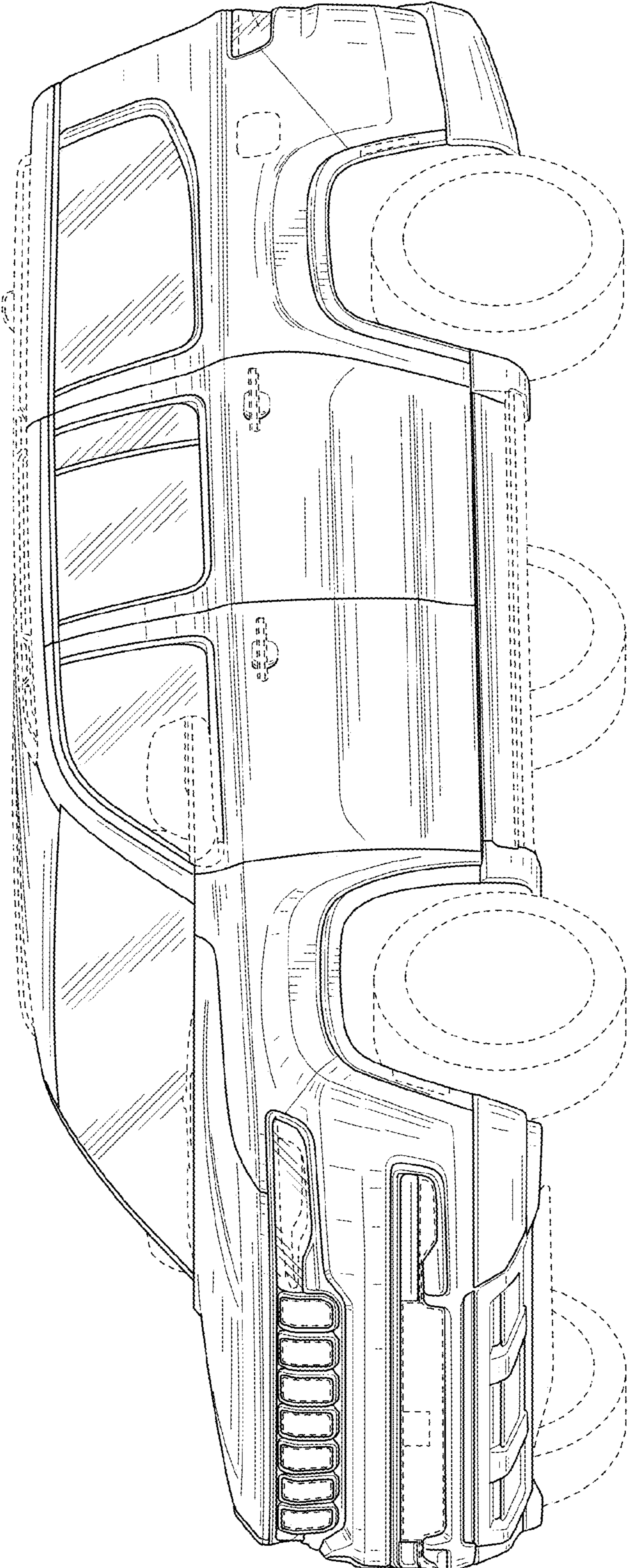


FIG. 1



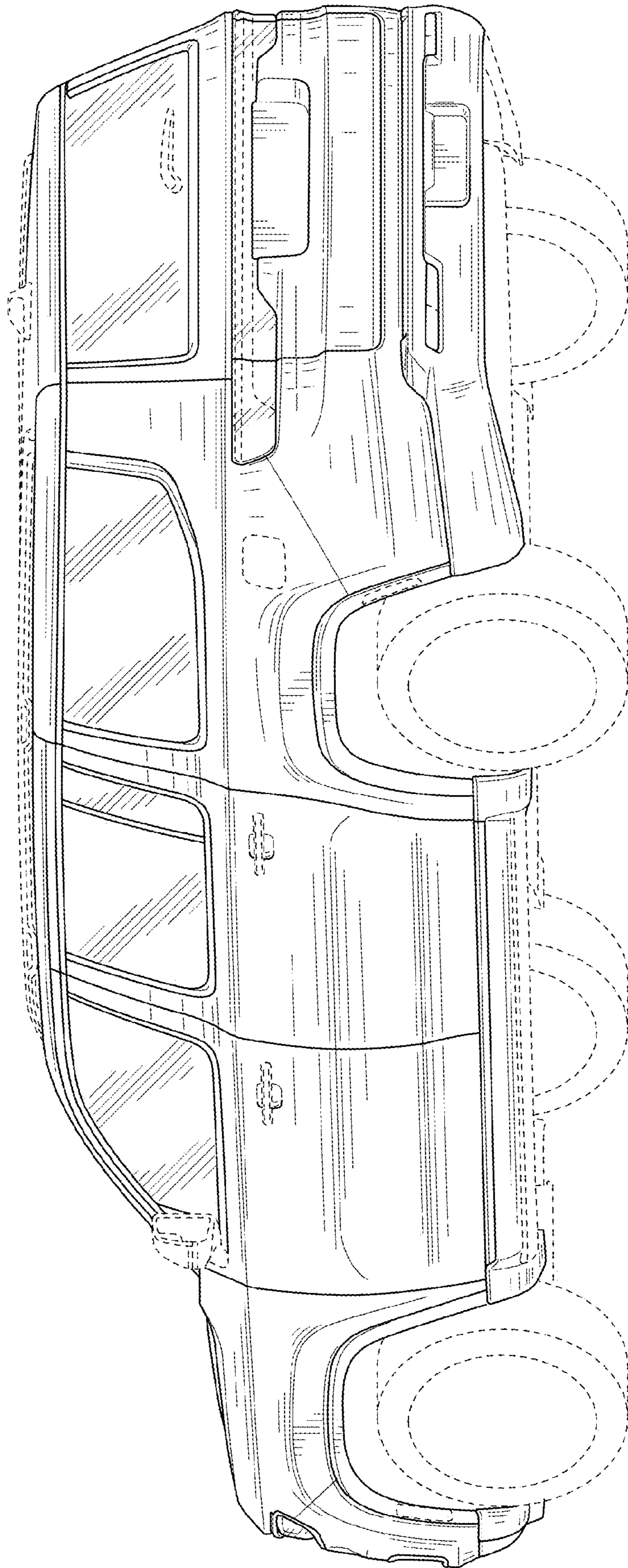




FIG. 2



**FIG. 3**



**FIG. 4**

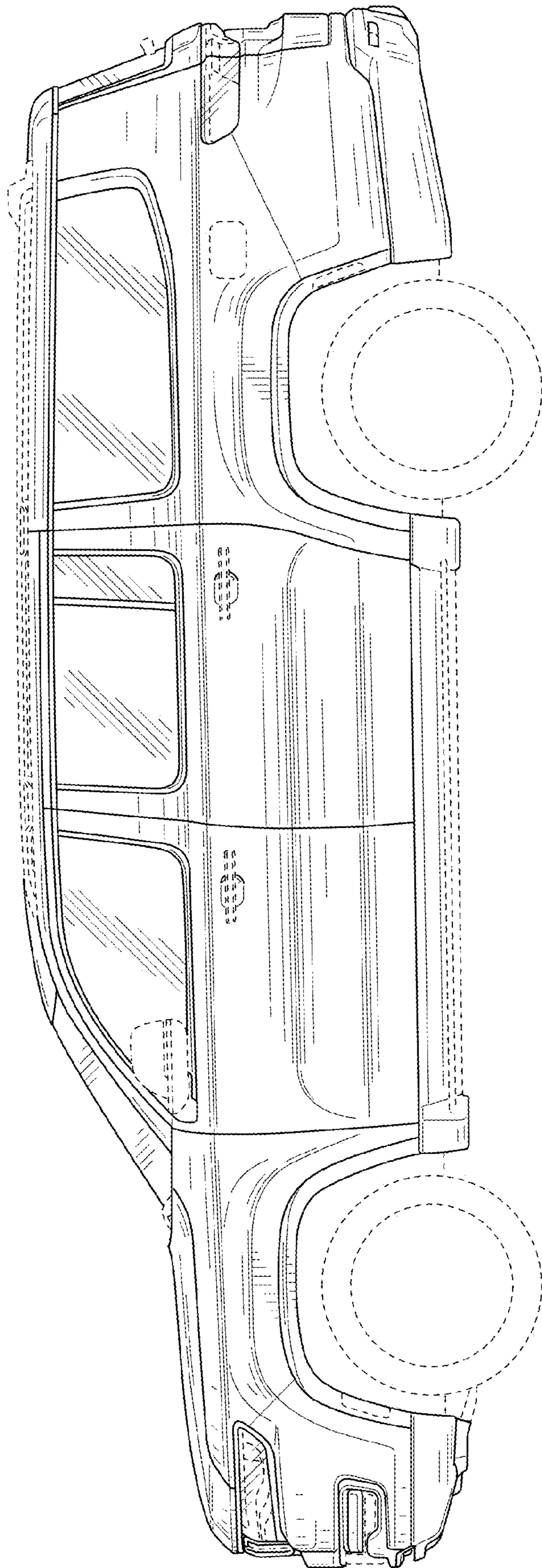


FIG. 5



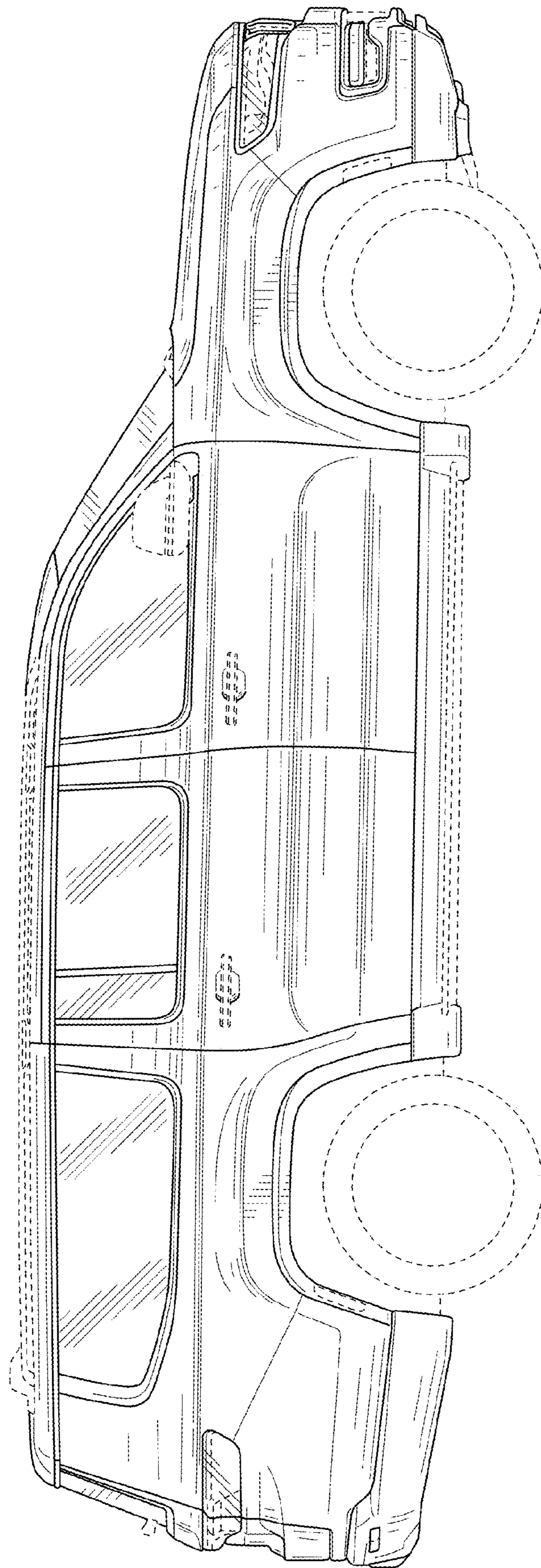


FIG. 6

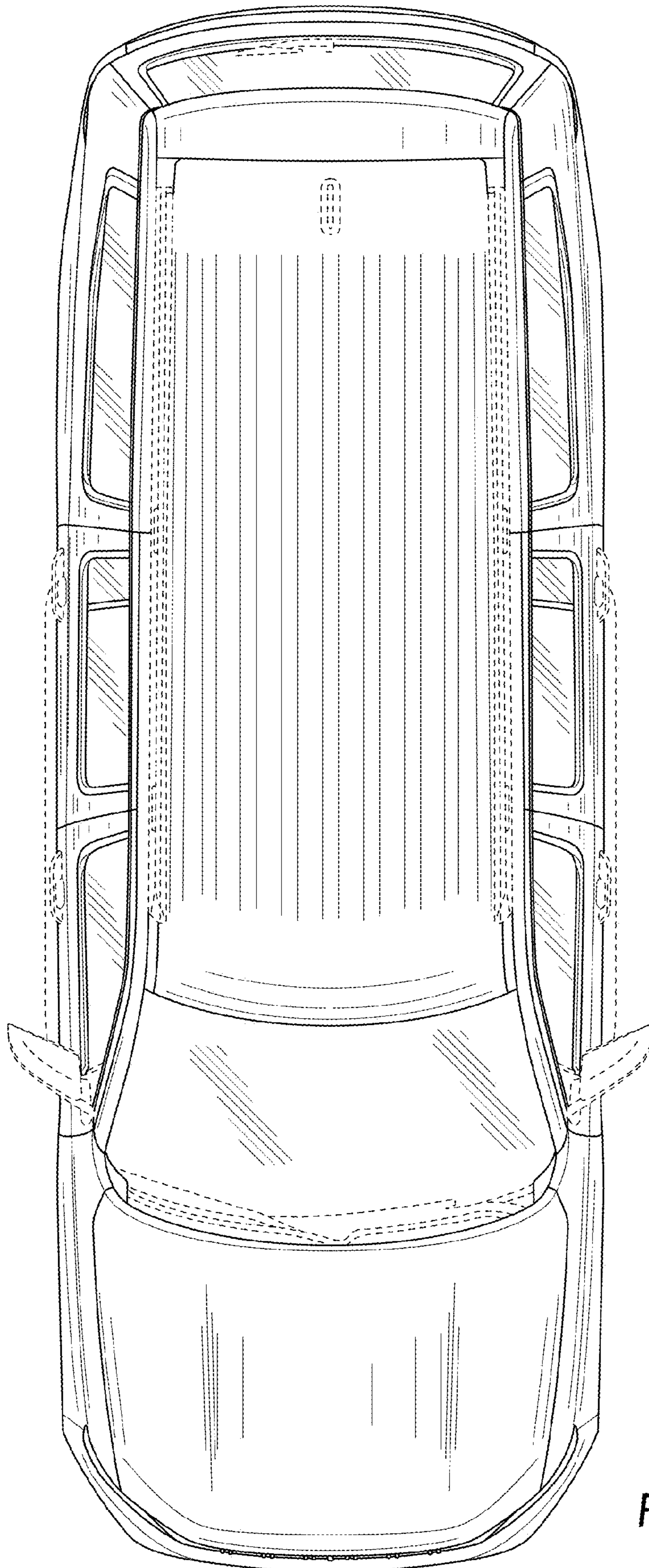


FIG. 7