



US00D974957S

(12) **United States Design Patent** (10) **Patent No.:** **US D974,957 S**
Zou (45) **Date of Patent:** **** Jan. 10, 2023**

(54) **SAFETY BELT BUCKLE**

FOREIGN PATENT DOCUMENTS

(71) Applicant: **Qiuxia Zou**, Shenzhen (CN)

CN 3053212 * 1/1997
HK 0802890-0002 * 6/2009

(72) Inventor: **Qiuxia Zou**, Shenzhen (CN)

OTHER PUBLICATIONS

(**) Term: **15 Years**

(21) Appl. No.: **29/805,279**

(22) Filed: **Aug. 26, 2021**

(51) **LOC (14) Cl.** **02-07**

(52) **U.S. Cl.**
USPC **D11/216**

(58) **Field of Classification Search**

USPC D11/200–241, 3; D14/344; D10/32
CPC A44B 11/00; A44B 11/001; A44B 11/003;
A44B 11/005; A44B 11/006; A44B
11/008; A44B 11/02; A44B 11/04; A44B
11/06; A44B 11/10; A44B 11/12; A44B
11/22; A44B 11/25; A44B 11/2503; A44B
11/2507; A44B 17/00; A44B 17/0041;
A44B 18/00; A44B 18/0003; A44B
18/0007; A44B 18/0019
See application file for complete search history.

Car Seat Safety Belt Clip Buckle, available May 1, 2022, online, site visited Oct. 19, 2022. Available online, URL: https://www.aliexpress.us/item/3256803800316066.html?gatewayAdapt=glo2usa4itemAdapt&_randl_shipto=US (Year: 2022).*

Qijk Seat Belt Adjuster, available Jul. 2, 2021, online, site visited Oct. 19, 2022. Available online, URL: <https://www.amazon.com/Seatbelt-Adjuster-Universal-Shoulder-Retainer/dp/B098K2KGJR> (Year: 2021).*

Seatbelt Adjuster, available Jun. 20, 2022, online, site visited Oct. 19, 2022. Available online, URL: <https://www.amazon.com/Seatbelt-Adjuster-Universal-Shoulder-Retainer/dp/B0B3HVSPYR/> (Year: 2022).*

* cited by examiner

Primary Examiner — W. A. Teddy Falloway

Assistant Examiner — Sarah J Ault

(57) **CLAIM**

The ornamental design for a safety belt buckle, as shown and described.

DESCRIPTION

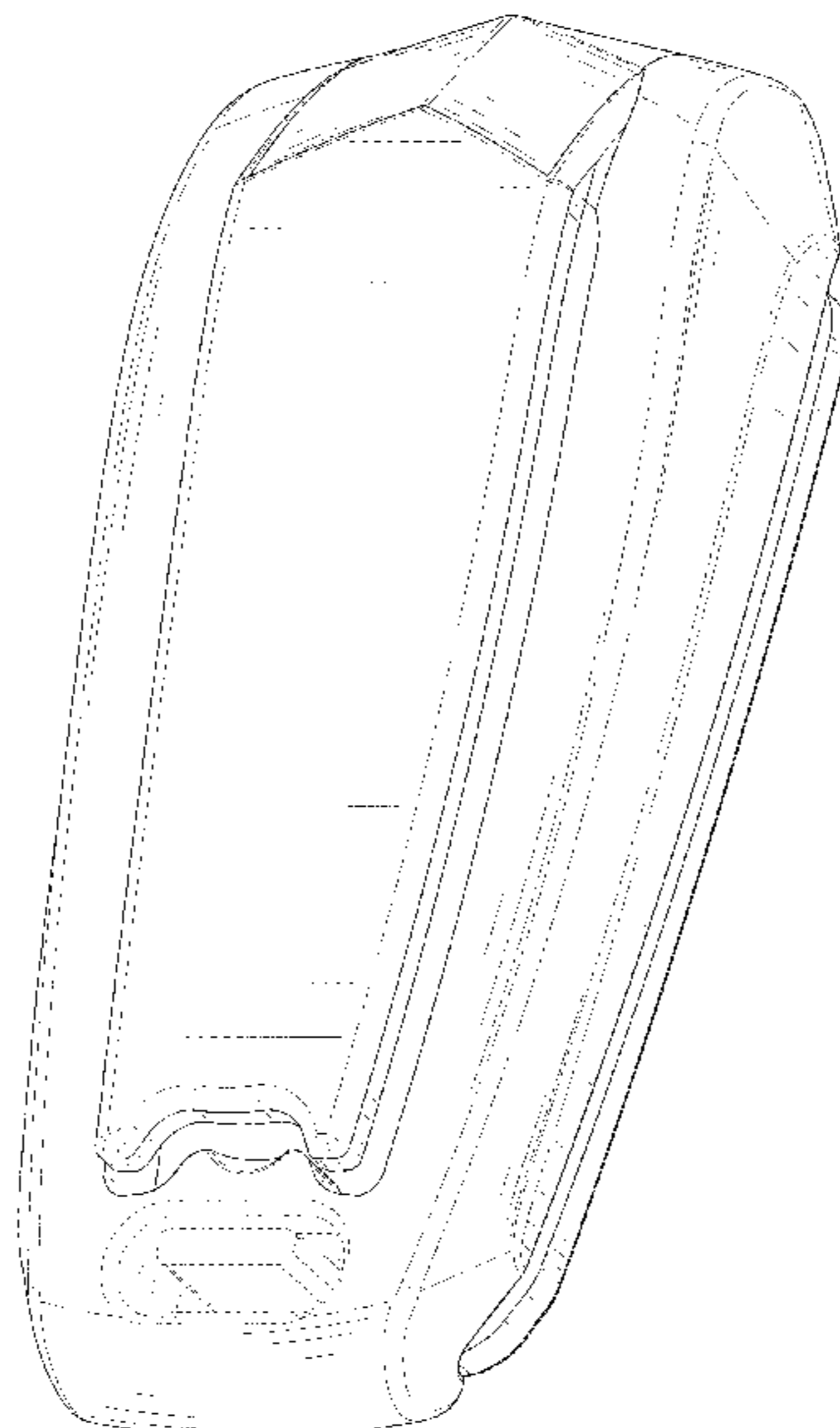
FIG. 1 is a perspective view of a safety belt buckle showing my new design;
FIG. 2 is another perspective view thereof;
FIG. 3 is a front elevational view thereof;
FIG. 4 is a rear elevational view thereof;
FIG. 5 is a left side elevational view thereof;
FIG. 6 is a right side elevational view thereof;
FIG. 7 is a top plan view thereof; and,
FIG. 8 is a bottom plan view thereof.
The broken lines in the drawings depict portions of the safety belt buckle that form no part of the claimed design.

(56) **References Cited**

U.S. PATENT DOCUMENTS

D371,524 S * 7/1996 Ikehara D11/221
D466,433 S * 12/2002 Goto D11/87
D580,820 S 11/2008 Daykin
D608,246 S * 1/2010 Yoshie D11/221
D619,927 S * 7/2010 Guyton D11/212
D627,258 S * 11/2010 Miyazaki D11/221
D684,087 S * 6/2013 Frank D11/212
D706,677 S * 6/2014 Takani D11/221
D710,750 S * 8/2014 Takani D11/221
D778,337 S * 2/2017 Roth D16/242
D868,625 S * 12/2019 Paik D11/218
D873,172 S 1/2020 Hansson et al.
D897,894 S * 10/2020 Holleis D11/216

1 Claim, 8 Drawing Sheets






FIG. 1

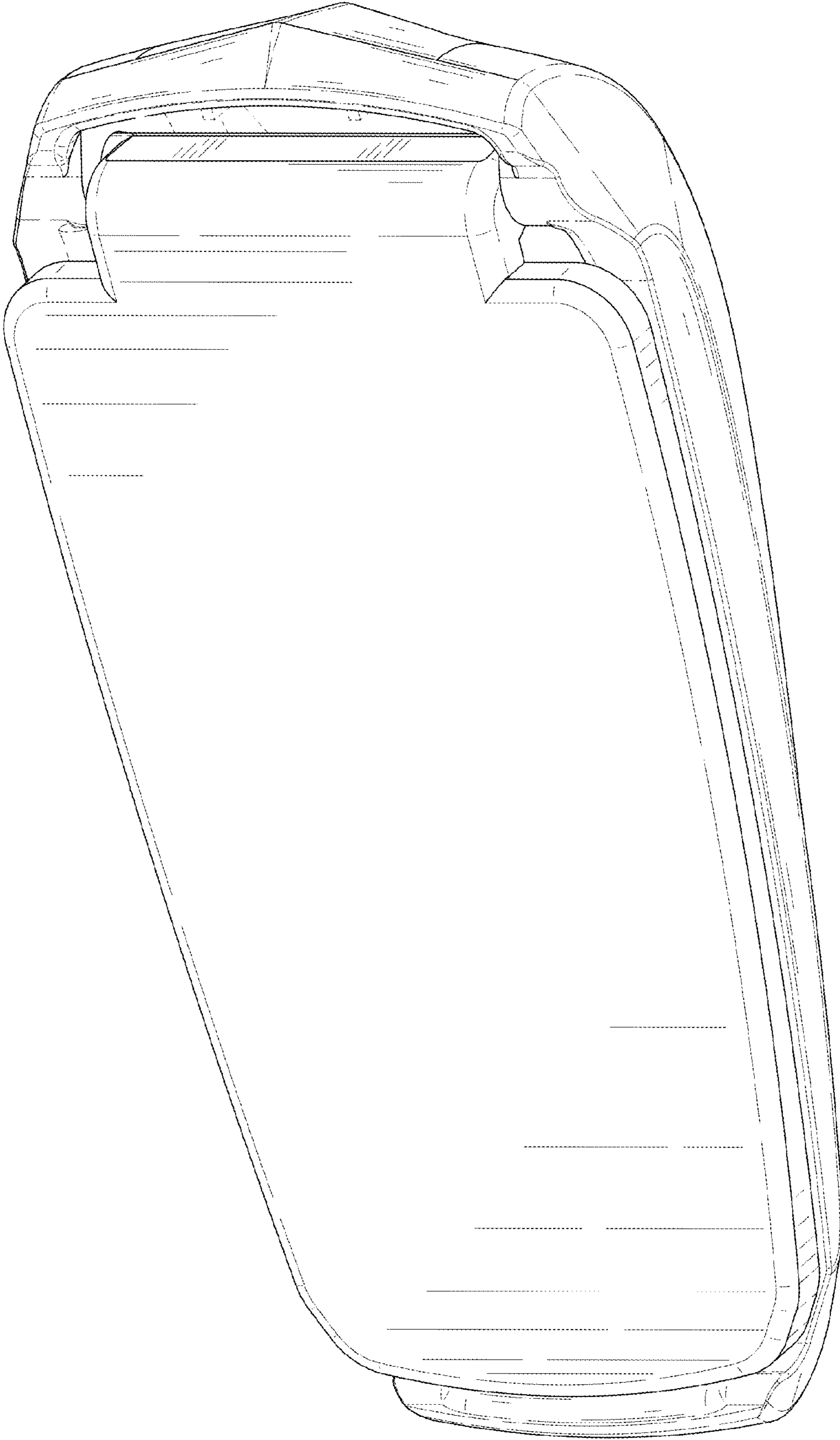


FIG. 2




FIG. 3




FIG. 4

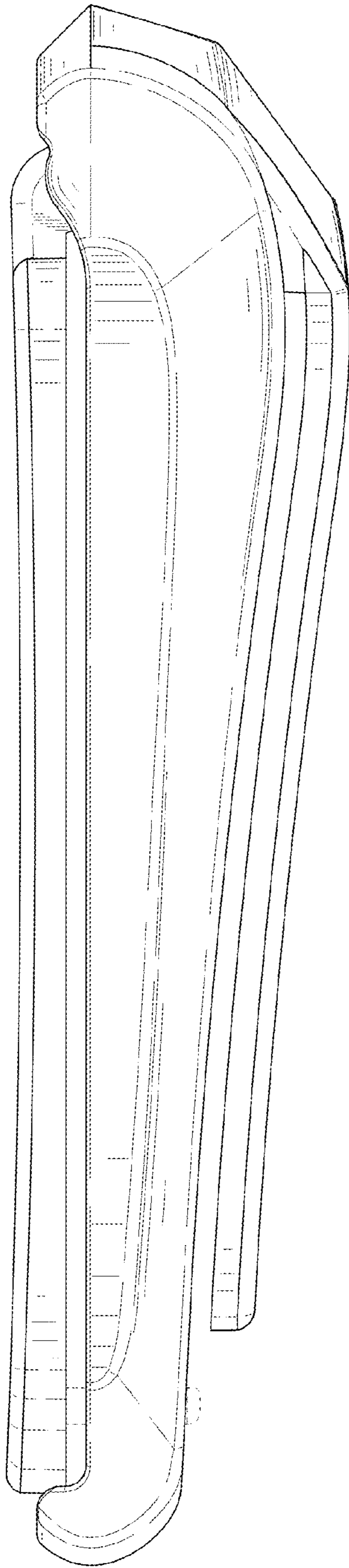


FIG. 5

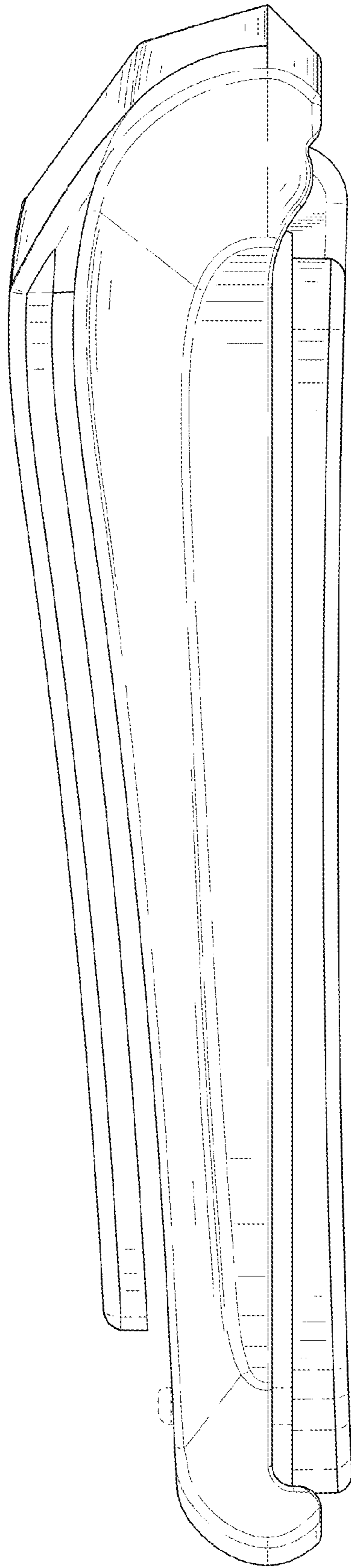


FIG. 6

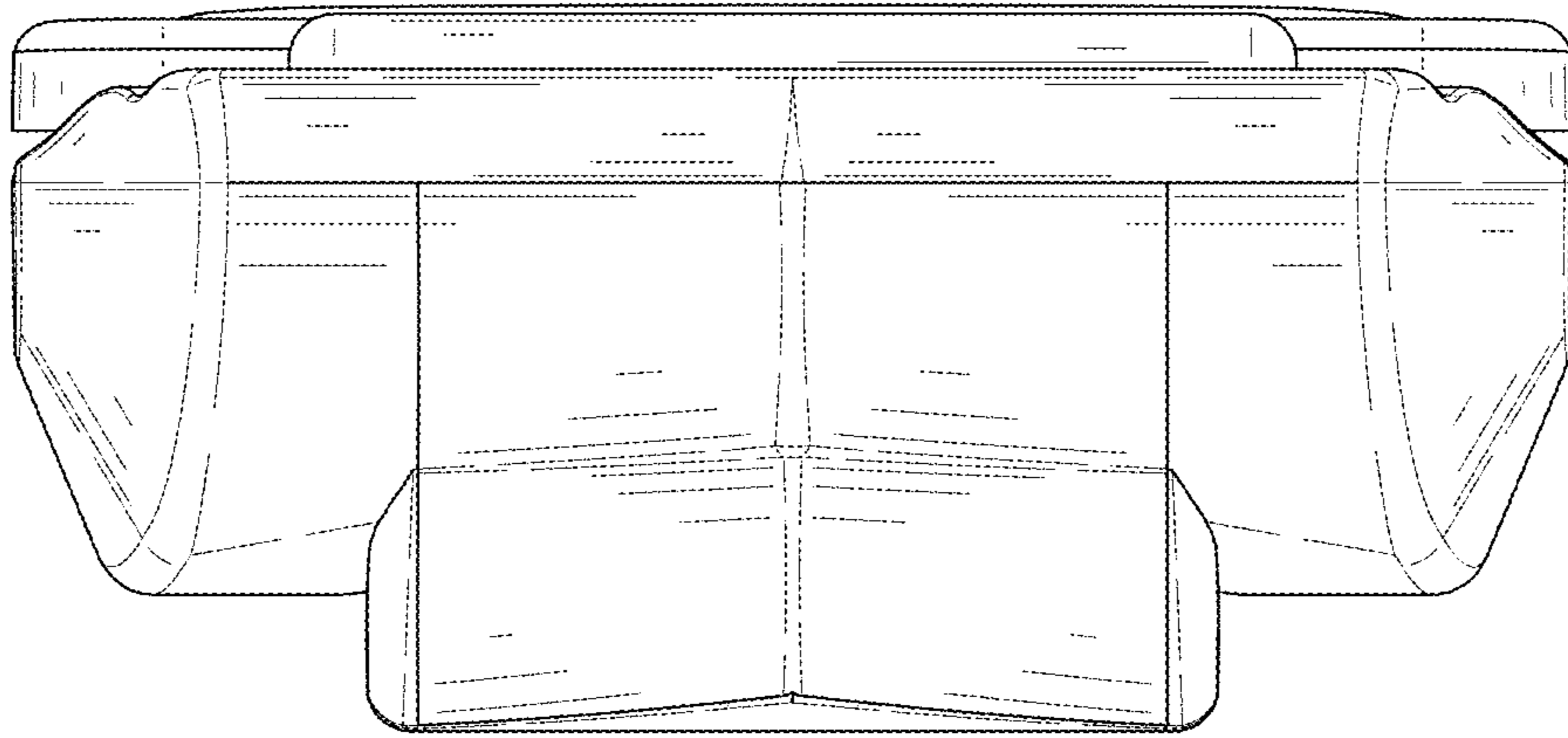


FIG. 7

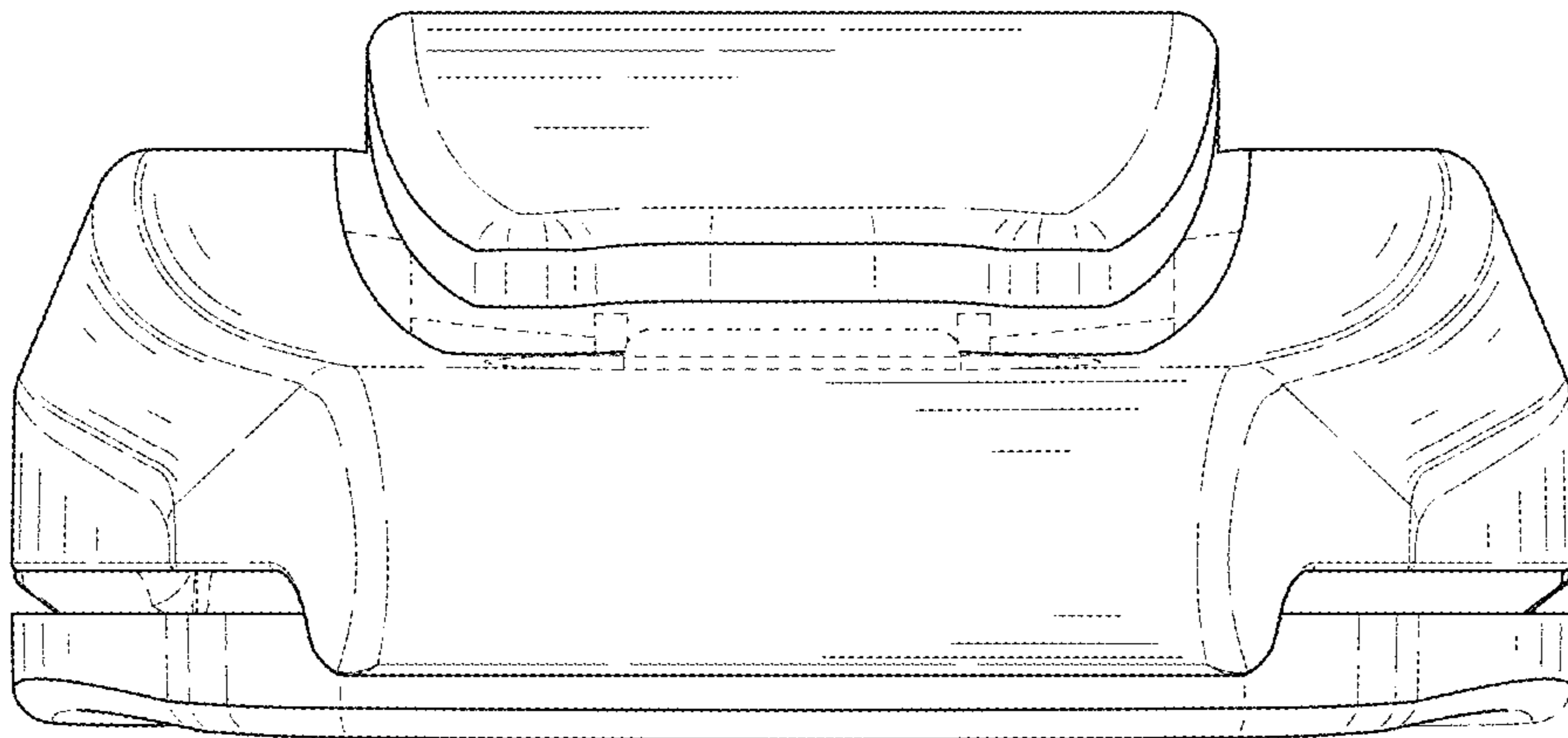


FIG. 8