



US00D974949S

(12) **United States Design Patent** (10) **Patent No.:** **US D974,949 S**
Wang (45) **Date of Patent:** **** Jan. 10, 2023**

(54) **PENDANT**
(71) Applicant: **Zhenghong Wang**, Yiwu (CN)
(72) Inventor: **Zhenghong Wang**, Yiwu (CN)
(73) Assignee: **Zhenghong Wang**, Yiwu (CN)
(**) Term: **15 Years**
(21) Appl. No.: **29/855,472**

(22) Filed: **Oct. 3, 2022**
(51) **LOC (14) Cl.** **11-01**
(52) **U.S. Cl.**
USPC **D11/79**
(58) **Field of Classification Search**
USPC D11/1, 2, 3, 4, 7, 8, 40-48, 61, 79-86,
D11/101, 102, 221, 223; D3/207-211,
D3/318
CPC A44C 1/00; A44C 5/00; A44C 5/0084;
A44C 5/02; A44C 5/022; A44C 5/025;
A44C 5/027; A44C 7/00; A44C 7/002;
A44C 7/003; A44C 7/004; A44C 7/005;
A44C 7/006; A44C 7/007; A44C 7/008;
A44C 7/009; A44C 25/00; A44C 25/001;
A44C 25/002; A44C 25/007
See application file for complete search history.

(56) **References Cited**
U.S. PATENT DOCUMENTS
497,611 A * 5/1893 Stauffer A44C 25/001
63/23
D97,535 S * 11/1935 Mossman, Jr. D11/80

D295,000 S * 4/1988 Savio D6/300
D593,348 S * 6/2009 Dunn D6/580
D627,252 S * 11/2010 Warren D11/40
D644,141 S * 8/2011 George D11/79
D761,151 S * 7/2016 Weems D11/80
D852,084 S * 6/2019 Ho D11/92
D892,665 S * 8/2020 Dominguez D10/125
D908,528 S * 1/2021 Shah D11/91
D911,864 S * 3/2021 Boddie, III D11/80
D935,344 S 11/2021 Huang
D955,268 S * 6/2022 Li D11/79
2021/0186167 A1* 6/2021 Roi-Sanginario A44C 7/002

* cited by examiner

Primary Examiner — Melanie Pellegrini
(74) *Attorney, Agent, or Firm* — Nitin Kaushik


(57) **CLAIM**

The ornamental design for a pendant, as shown and described.

DESCRIPTION

FIG. 1 is a front perspective view of a pendant, showing my new design;
FIG. 2 is a rear perspective view thereof;
FIG. 3 is a front view thereof;
FIG. 4 is a rear view thereof;
FIG. 5 is a left side view thereof;
FIG. 6 is a right side view thereof;
FIG. 7 is a top view thereof; and,
FIG. 8 is a bottom view thereof.
The broken lines in the drawings illustrate the portions of the pendant, which form no part of the claimed design.

1 Claim, 8 Drawing Sheets






FIG. 1




FIG. 2




FIG. 3




FIG. 4

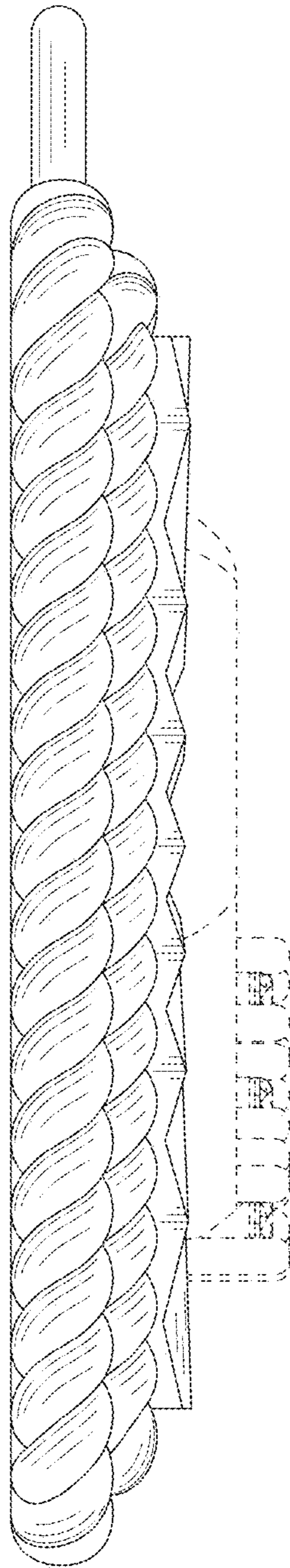


FIG. 5

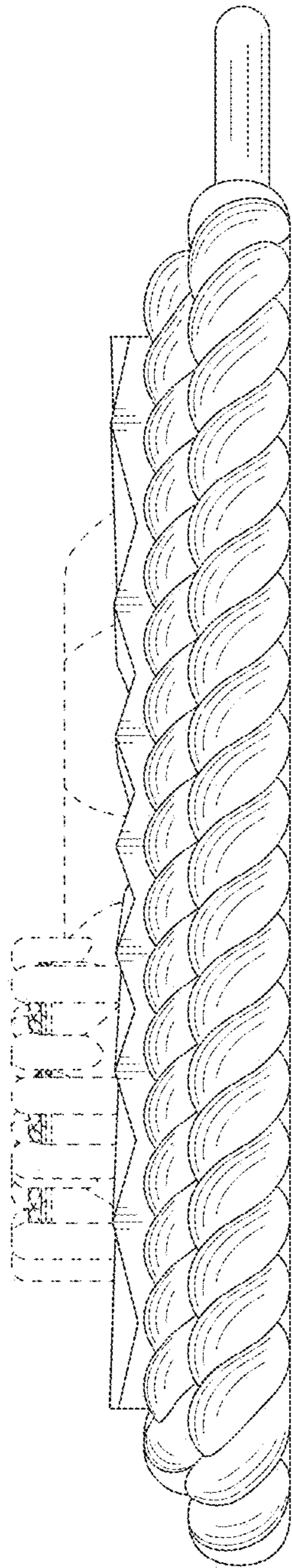


FIG. 6

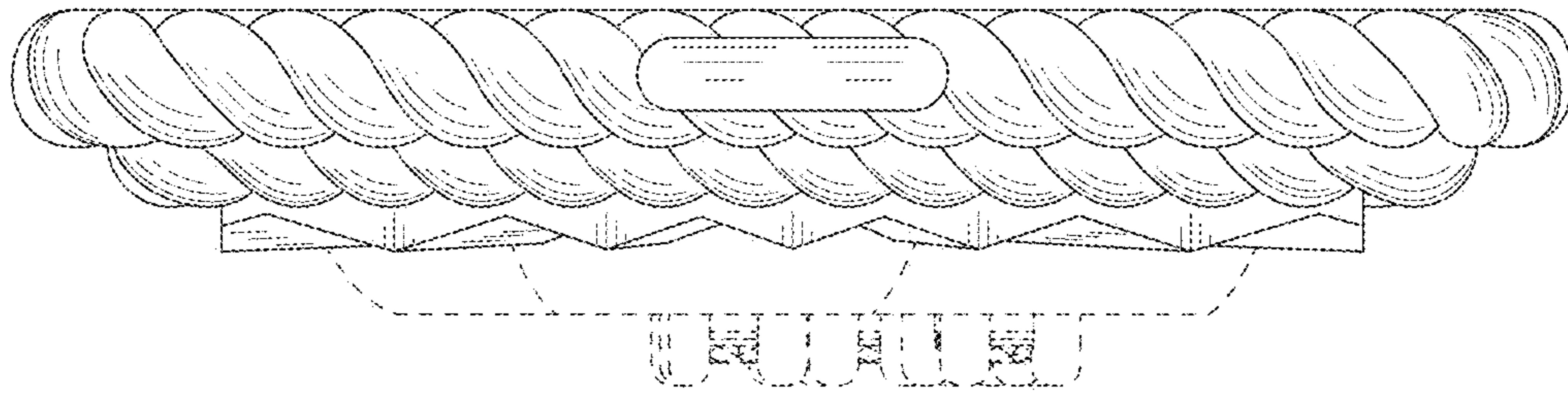


FIG. 7

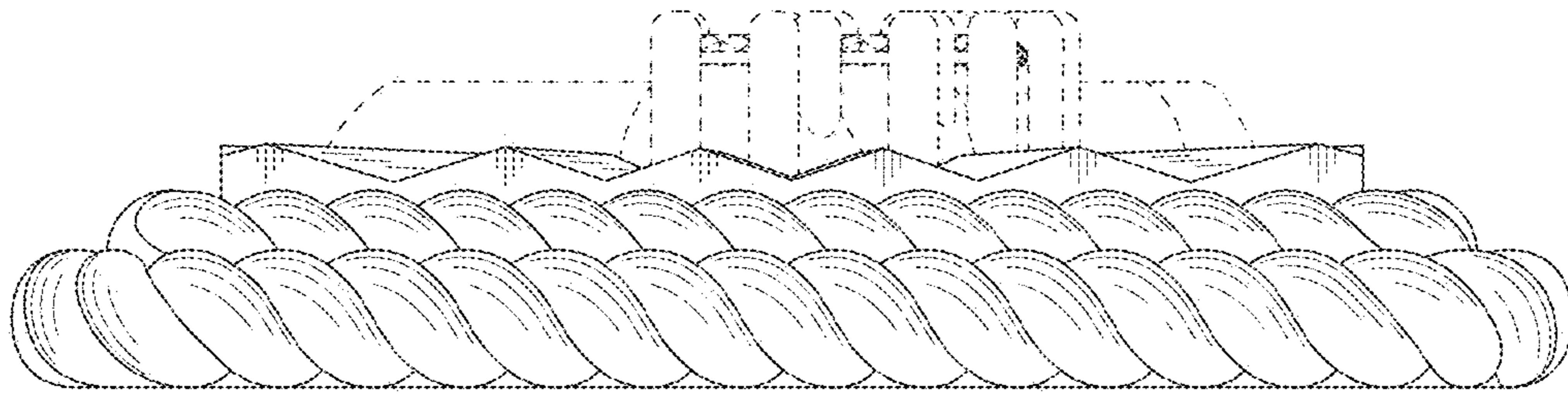


FIG. 8