



US00D974948S

(12) **United States Design Patent** (10) **Patent No.:** **US D974,948 S**  
**Chen** (45) **Date of Patent:** **\*\* Jan. 10, 2023**

- (54) **PENDANT**
- (71) Applicant: **Zhiying Chen**, Yiwu (CN)
- (72) Inventor: **Zhiying Chen**, Yiwu (CN)
- (73) Assignee: **Zhiying Chen**, Yiwu (CN)
- (\*\*) Term: **15 Years**
- (21) Appl. No.: **29/855,471**
- (22) Filed: **Oct. 3, 2022**
- (51) **LOC (14) Cl.** ..... **11-01**
- (52) **U.S. Cl.**  
USPC ..... **D11/79**
- (58) **Field of Classification Search**  
USPC ..... D11/1, 2, 3, 4, 7, 8, 40-48, 61, 79-86,  
D11/101, 102, 221, 223; D3/207-211,  
D3/318  
CPC ..... A44C 1/00; A44C 5/00; A44C 5/0084;  
A44C 5/02; A44C 5/022; A44C 5/025;  
A44C 5/027; A44C 7/00; A44C 7/002;  
A44C 7/003; A44C 7/004; A44C 7/005;  
A44C 7/006; A44C 7/007; A44C 7/008;  
A44C 7/009; A44C 25/00; A44C 25/001;  
A44C 25/002; A44C 25/007  
See application file for complete search history.

- (56) **References Cited**  
U.S. PATENT DOCUMENTS  
676,473 A \* 6/1901 Pollard ..... A44C 1/00  
63/20  
D97,535 S \* 11/1935 Mossman, Jr. .... D11/80  
D236,368 S \* 8/1975 Jacobson ..... D11/80

- D252,745 S \* 8/1979 Watson ..... D11/81
- D593,348 S \* 6/2009 Dunn ..... D6/580
- D627,252 S \* 11/2010 Warren ..... D11/40
- D644,141 S \* 8/2011 George ..... D11/79
- D813,717 S \* 3/2018 Shah ..... D11/91
- D852,084 S \* 6/2019 Ho ..... D11/92
- 10,349,710 B1 \* 7/2019 Talesara ..... A44C 25/001
- D868,615 S \* 12/2019 Bhosale ..... D11/91
- D902,774 S \* 11/2020 Rivers ..... D11/79
- D963,510 S \* 9/2022 Huang
- D966,925 S \* 10/2022 Rivers ..... D11/79
- D967,729 S \* 10/2022 Rivers ..... D11/79
- 2021/0022459 A1 \* 1/2021 Berka ..... A44C 17/0208
- 2021/0186167 A1 \* 6/2021 Roi-Sanginario ..... A44C 7/002

\* cited by examiner

*Primary Examiner* — Melanie Pellegrini  
(74) *Attorney, Agent, or Firm* — Nitin Kaushik

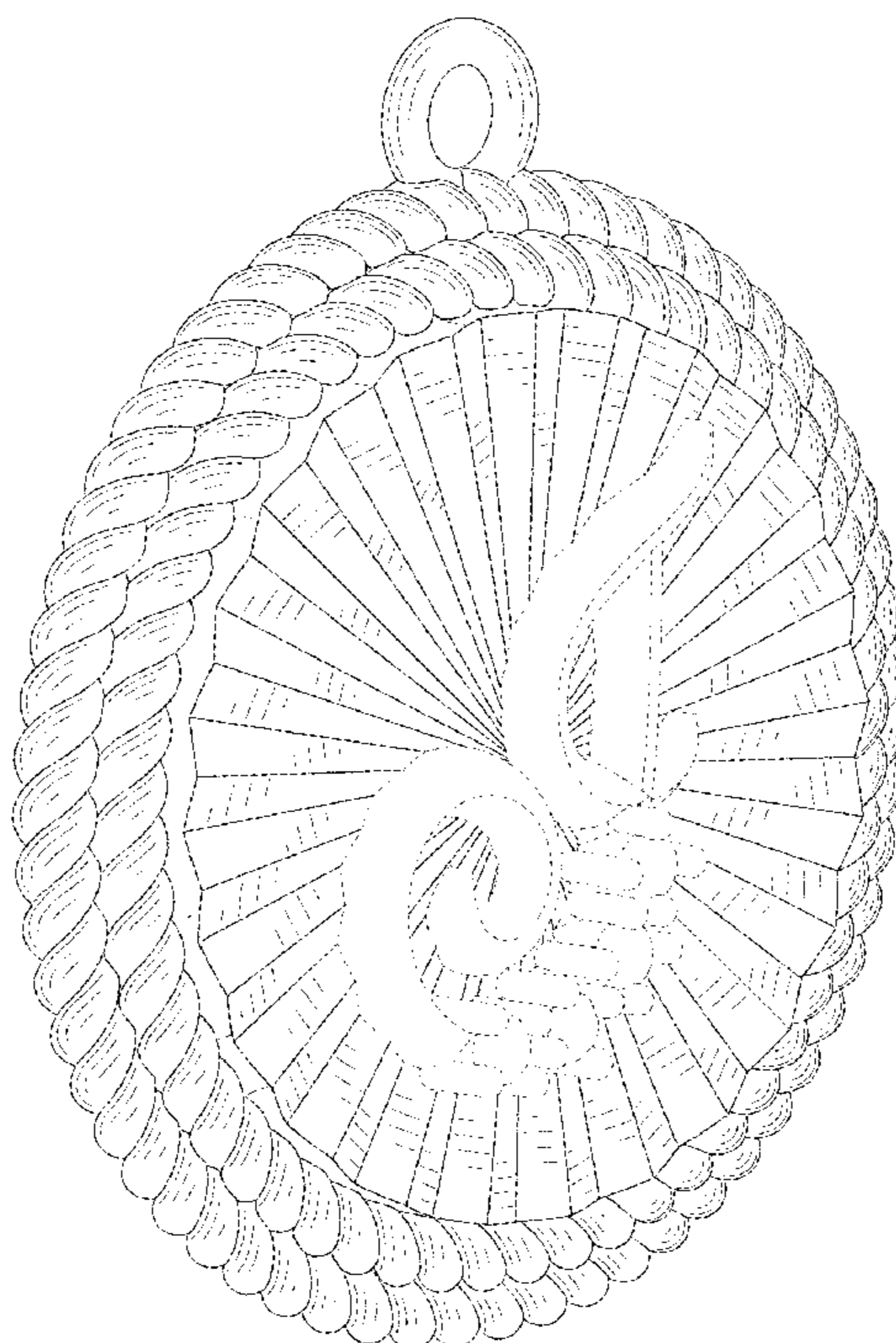
(57) **CLAIM**

The ornamental design for a pendant, as shown and described.

**DESCRIPTION**

FIG. 1 is a front perspective view of a pendant, showing my new design;  
FIG. 2 is a rear perspective view thereof;  
FIG. 3 is a front view thereof;  
FIG. 4 is a rear view thereof;  
FIG. 5 is a left side view thereof;  
FIG. 6 is a right side view thereof;  
FIG. 7 is a top view thereof; and,  
FIG. 8 is a bottom view thereof.  
The broken lines in the drawings illustrate the portions of the pendant, which form no part of the claimed design.

**1 Claim, 8 Drawing Sheets**






FIG. 1




FIG. 2



FIG. 3




FIG. 4

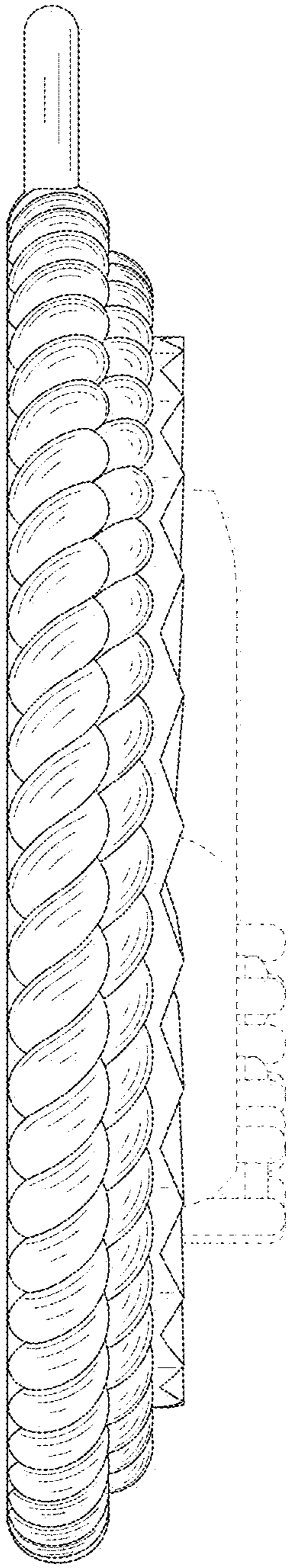


FIG. 5

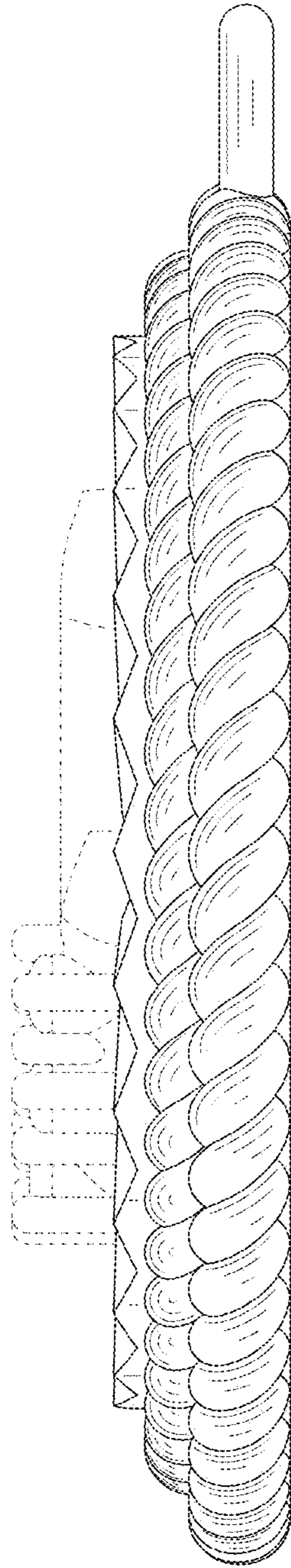


FIG. 6

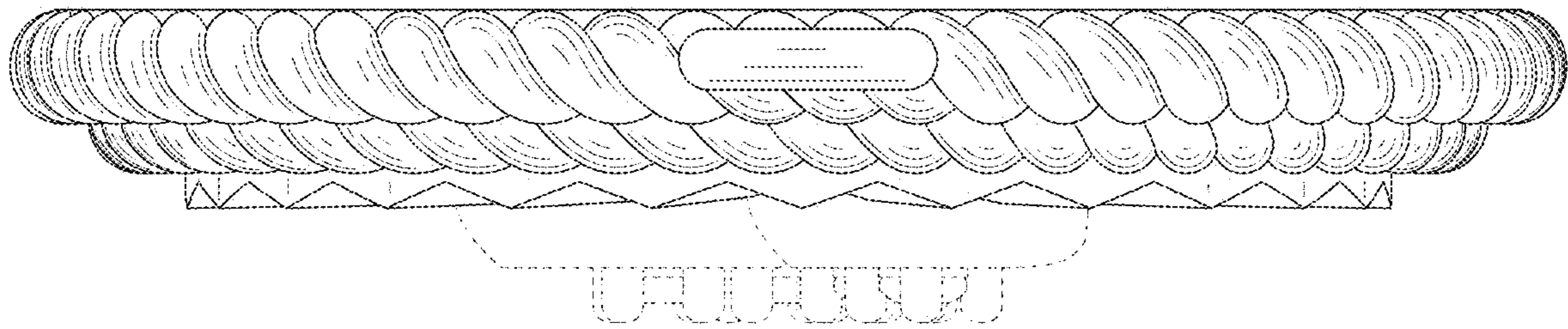


FIG. 7



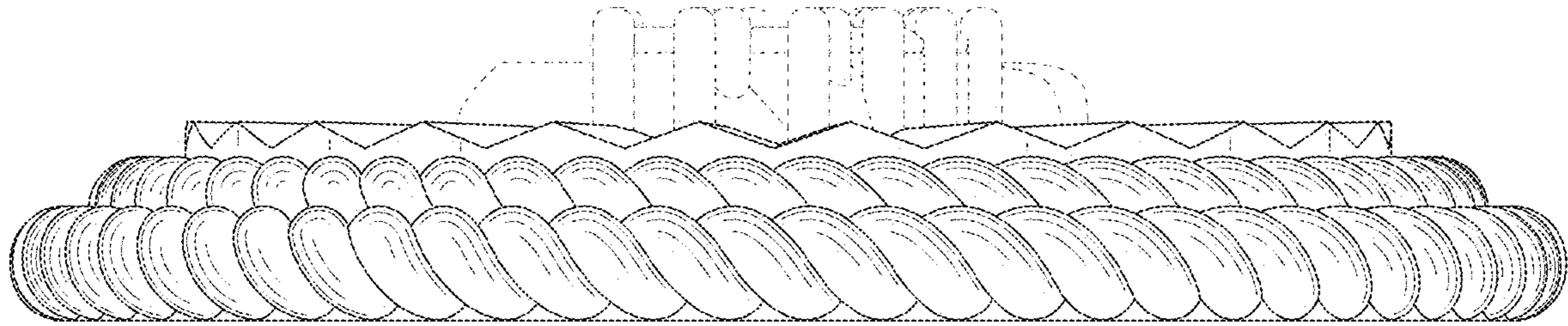


FIG. 8