



US00D974947S

(12) **United States Design Patent** (10) **Patent No.:** **US D974,947 S**
Tang (45) **Date of Patent:** **** Jan. 10, 2023**

(54) **WATCH STRAP**
(71) Applicant: **Huang Tang**, Shaoyang (CN)
(72) Inventor: **Huang Tang**, Shaoyang (CN)
(**) Term: **15 Years**
(21) Appl. No.: **29/801,890**
(22) Filed: **Aug. 2, 2021**
(51) **LOC (14) Cl.** **11-01**
(52) **U.S. Cl.**
USPC **D11/3**
(58) **Field of Classification Search**
USPC D11/1-8, 11, 12, 13, 16, 79; D10/31, 32;
D14/344
CPC A44C 5/00; A44C 5/0007; A44C 5/0023;
A44C 5/0053; A44C 5/02; A44C 5/025;
A44C 5/027; A44C 5/20; A44C 5/2057;
A44C 5/2061; A44C 5/2071; A44C 5/24;
A44C 5/243; A44C 5/246; A44C 11/00;
A44C 11/002; A44C 11/005; A44C
11/007; A44C 13/00; A44C 15/003
See application file for complete search history.

(56) **References Cited**
U.S. PATENT DOCUMENTS
1,162,463 A * 11/1915 Doppenschmitt A44C 11/00
245/4
3,885,383 A * 5/1975 Tanaka A44C 5/04
63/4
D764,341 S * 8/2016 Akana D11/3
D793,271 S 8/2017 Cerrato
D802,467 S 11/2017 Novak
D837,082 S * 1/2019 Akana D11/3
D863,096 S * 10/2019 Akana D11/3
D883,838 S * 5/2020 Deng D11/3

D953,912 S * 6/2022 Cai D11/3
D955,255 S * 6/2022 Cai D11/3
D955,256 S * 6/2022 Cao D11/3
D955,911 S * 6/2022 Cai D11/3
D959,317 S * 8/2022 Cai D11/3
D962,106 S * 8/2022 Jiang D11/3
2016/0282899 A1* 9/2016 Inagaki A44C 5/2071
2019/0029373 A1* 1/2019 Shaffer A44C 5/2071
2020/0367613 A1* 11/2020 Moustafa A44C 5/2071

* cited by examiner
Primary Examiner — Llorelys Martinez

(57) **CLAIM**
The ornamental design for a watch strap, as shown and described.

DESCRIPTION
FIG. 1 is a front view of a watch strap showing my new design;
FIG. 2 is a rear view thereof;
FIG. 3 is a right side view thereof;
FIG. 4 is a left side view thereof;
FIG. 5 is a bottom view thereof;
FIG. 6 is a top view thereof;
FIG. 7 is a perspective view thereof;
FIG. 8 is another perspective view thereof;
FIG. 9 is a front view of the watch strap where the watch strap is in a first configuration of use;
FIG. 10 is a rear view thereof;
FIG. 11 is a front view of the watch strap where the watch strap is in a second configuration of use;
FIG. 12 is a rear view thereof;
FIG. 13 is a front view of the watch strap where the watch strap is in a third configuration of use; and,
FIG. 14 is a rear view thereof.

1 Claim, 14 Drawing Sheets






FIG. 1




FIG.2



FIG.3



FIG.4




FIG 5




FIG.6



FIG.7



FIG.8




FIG.9




FIG. 10




FIG.11




FIG.12




FIG. 13




FIG.14