



US00D974945S

(12) **United States Design Patent**
Deng

(10) **Patent No.:** **US D974,945 S**

(45) **Date of Patent:** **** Jan. 10, 2023**

(54) **CASE FOR MOBILE TRACKING DEVICE**

(71) Applicant: **GUANGDONG XIZHONGXI TECHNOLOGY CO., LTD.**,
Dongguan (CN)

(72) Inventor: **Xiuhong Deng**, Shaoyang (CN)

(73) Assignee: **GUANGDONG XIZHONGXI TECHNOLOGY CO., LTD.**,
Dongguan (CN)

(**) Term: **15 Years**

(21) Appl. No.: **29/799,520**

(22) Filed: **Jul. 15, 2021**

(51) **LOC (14) Cl.** **10-06**

(52) **U.S. Cl.**
USPC **D10/121**

(58) **Field of Classification Search**
USPC D10/70, 97, 103, 104.1, 104.2, 106.6,
D10/106.9, 106.94, 121; D3/201, 207,
D3/208, 218, 273; D11/80, 221
CPC G08B 13/2434; G08B 21/0291; E05B
73/0023; E05B 73/0041
See application file for complete search history.

(56) **References Cited**

U.S. PATENT DOCUMENTS

2,511,651 A * 6/1950 Schlitz A47G 1/12
63/15
D165,043 S * 11/1951 Ankney D3/208
3,407,523 A * 10/1968 Winston A01K 11/00
359/546

D358,251 S * 5/1995 Bettis D3/208
D389,999 S * 2/1998 Daigle D3/201
D431,341 S * 9/2000 DiPaolo D3/208
D442,363 S * 5/2001 Magid D3/208
D456,986 S * 5/2002 Truisi D3/208
D596,514 S * 7/2009 Luzar D10/70
D683,251 S * 5/2013 Dumas D10/104.2
D735,607 S * 8/2015 Oberwelz D11/221
D780,436 S * 3/2017 Fraser D3/207
D794,556 S * 8/2017 Liao D3/208
D926,748 S * 8/2021 Wilde D3/218
D936,504 S * 11/2021 Dick D10/70
D960,017 S * 8/2022 Wu D10/121
D962,632 S * 9/2022 Liu A47G 1/12
D10/104.1
2020/0042854 A1 * 2/2020 Salinas G06K 19/07758

* cited by examiner

Primary Examiner — George D. Kirschbaum
Assistant Examiner — Lillian Windham

(57) **CLAIM**

The ornamental design for a case for mobile tracking device, as shown and described.

DESCRIPTION

FIG. 1 is a front perspective view of a case for mobile tracking device showing my new design; FIG. 2 is a rear perspective view thereof; FIG. 3 is a front elevational view thereof; FIG. 4 is a rear elevational view thereof; FIG. 5 is a left side elevational view thereof; FIG. 6 is a right side elevational view thereof; FIG. 7 is a top plan view thereof; and, FIG. 8 is a bottom plan view thereof.

1 Claim, 8 Drawing Sheets

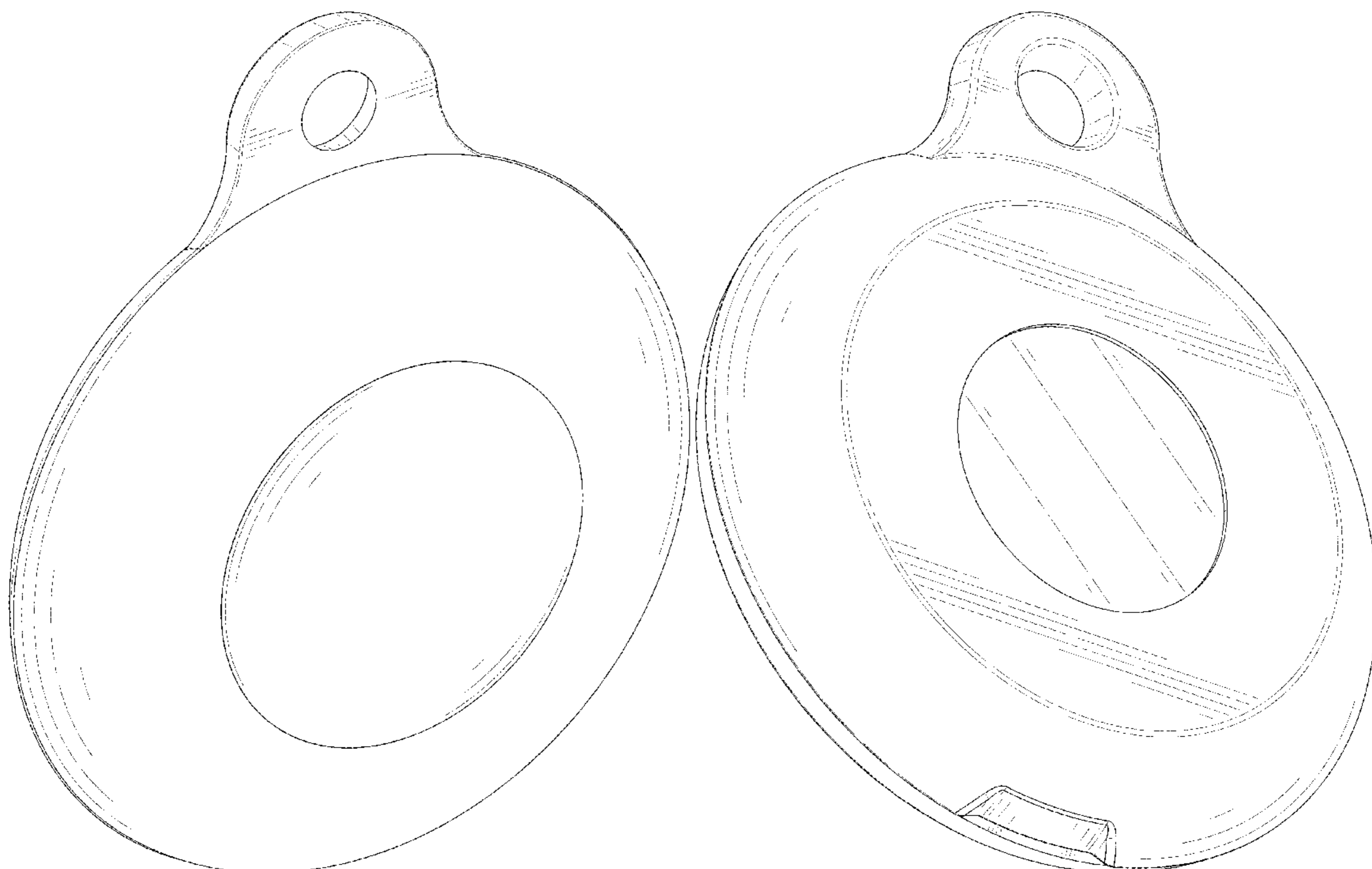




FIG. 1

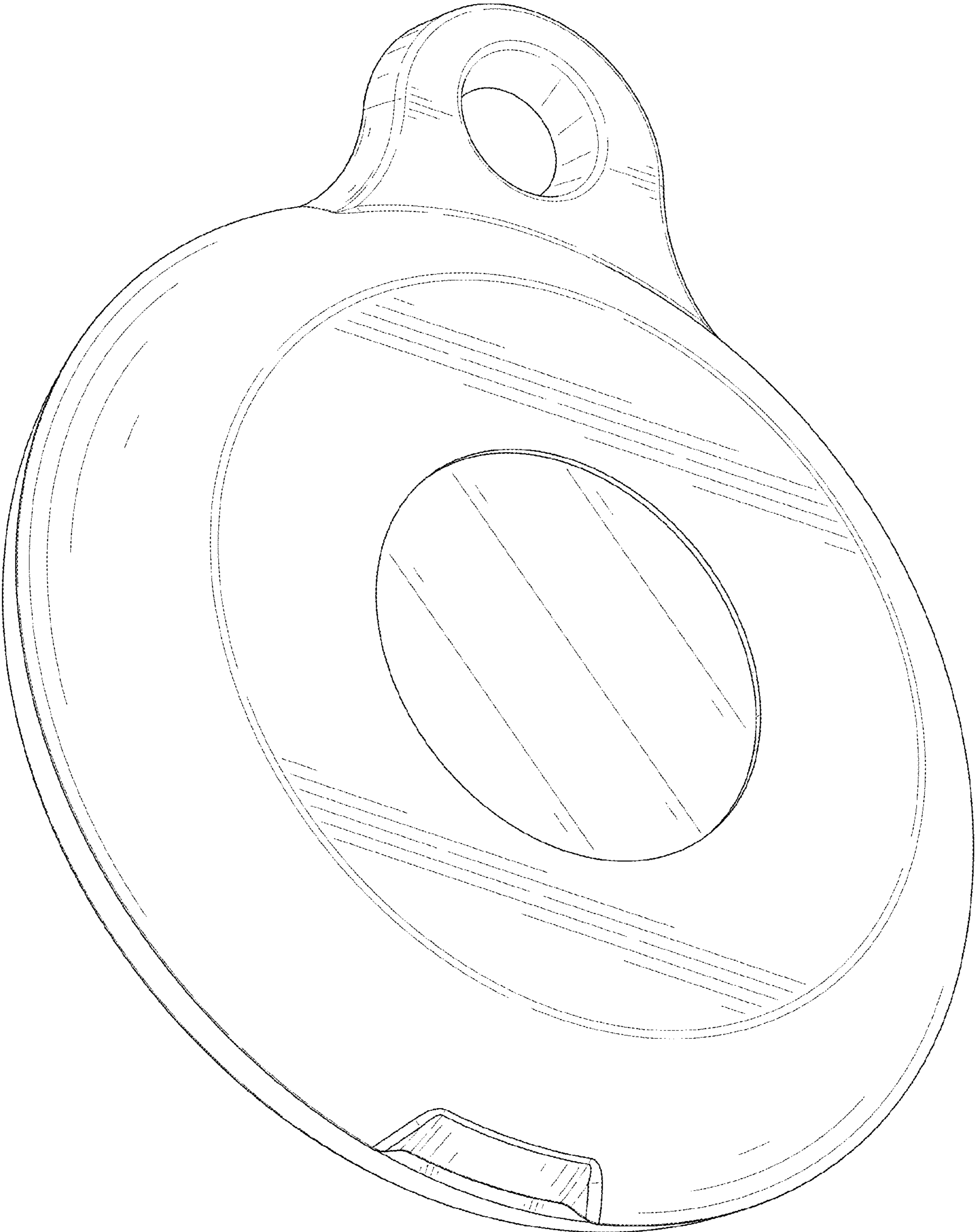


FIG. 2

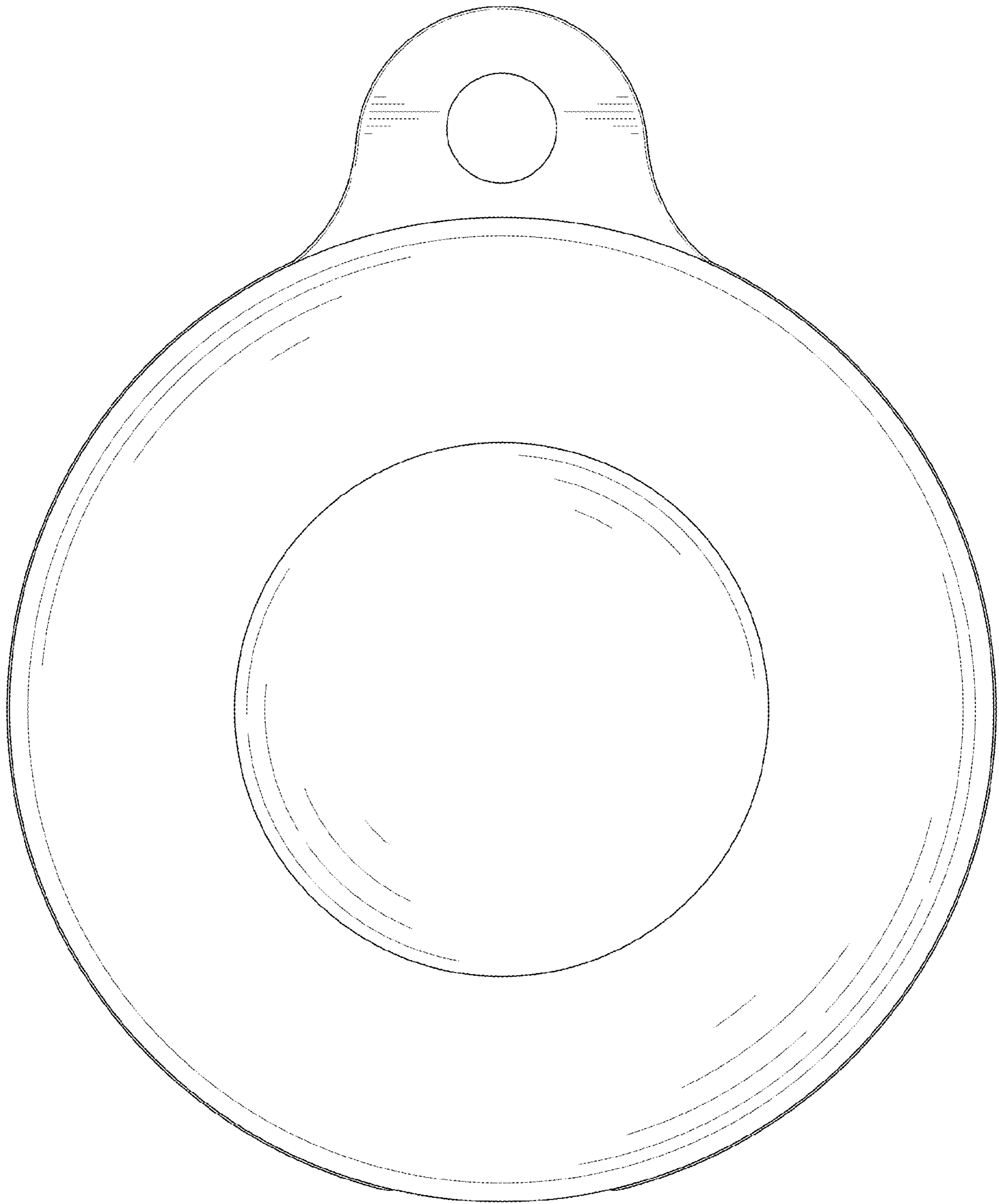


FIG. 3

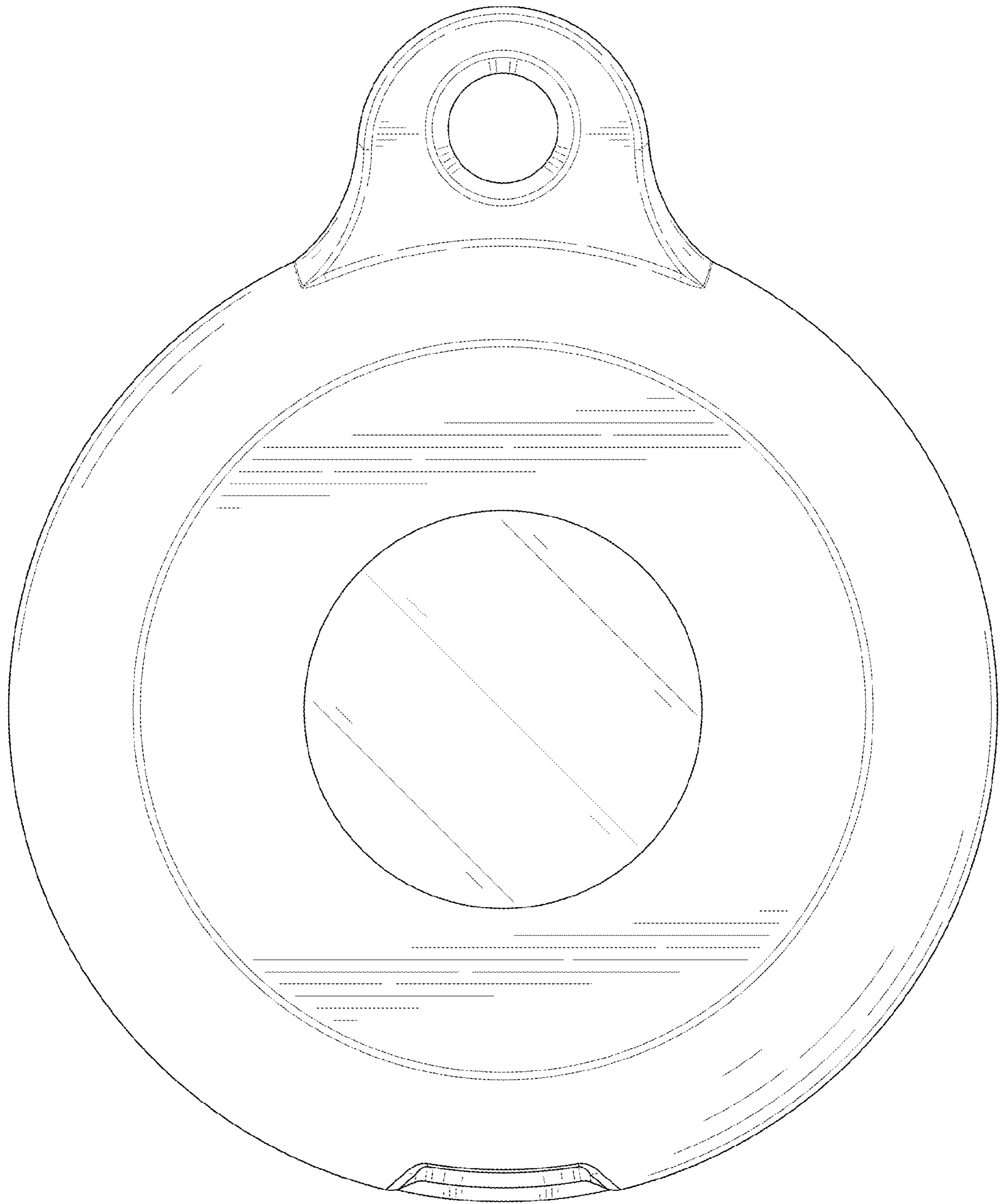


FIG. 4

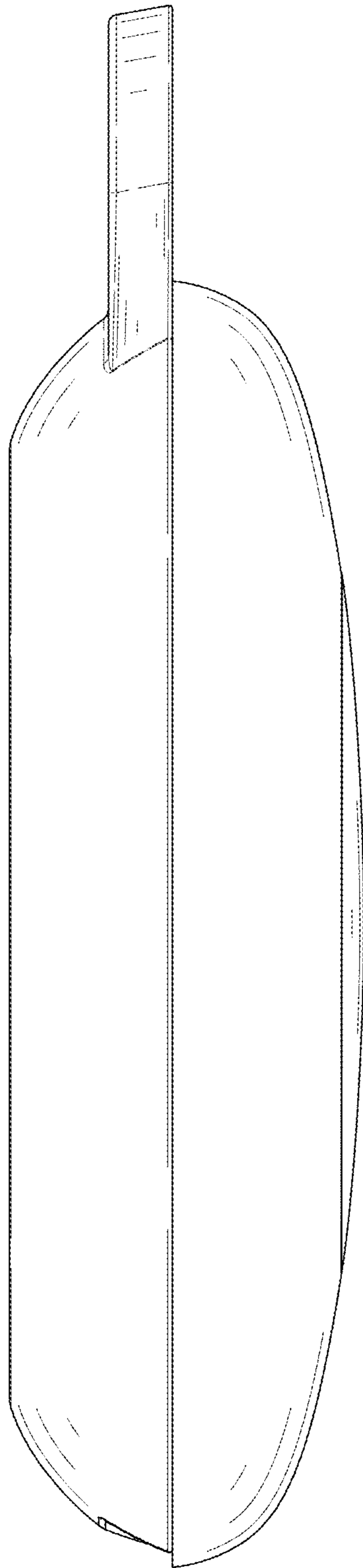


FIG. 5

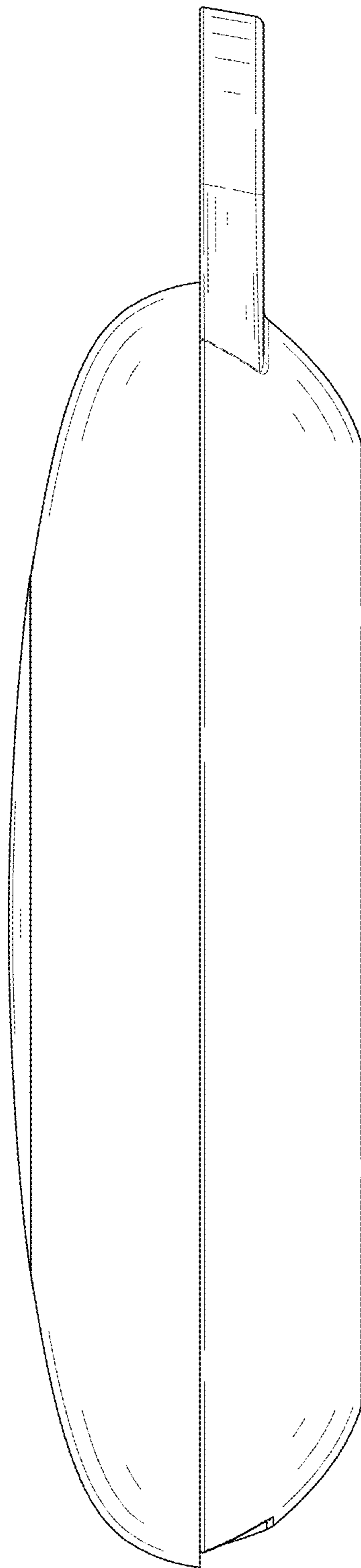


FIG. 6

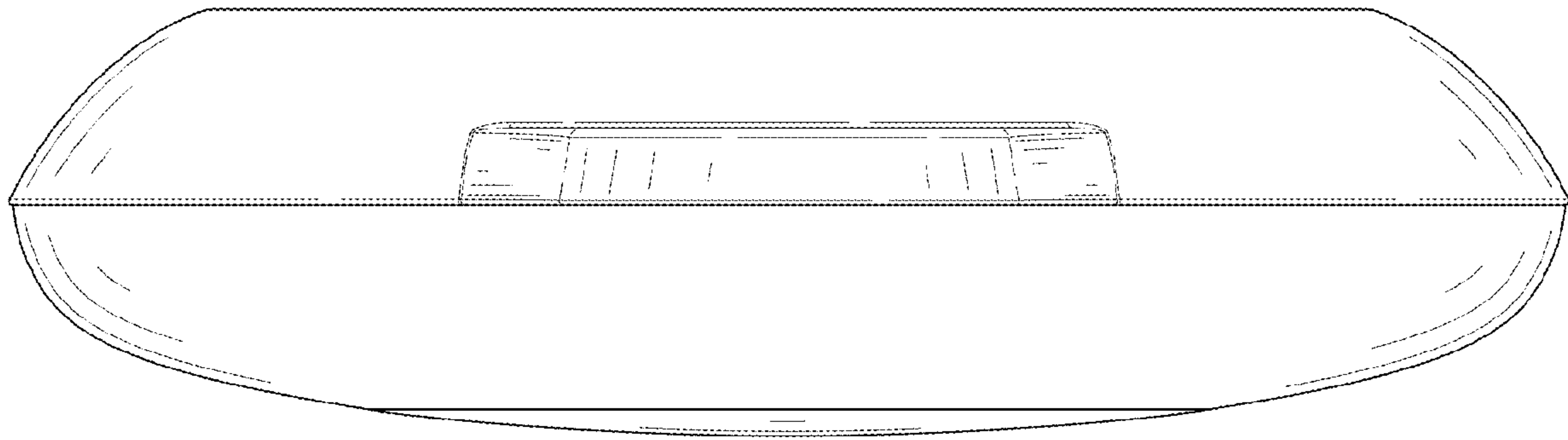


FIG. 7

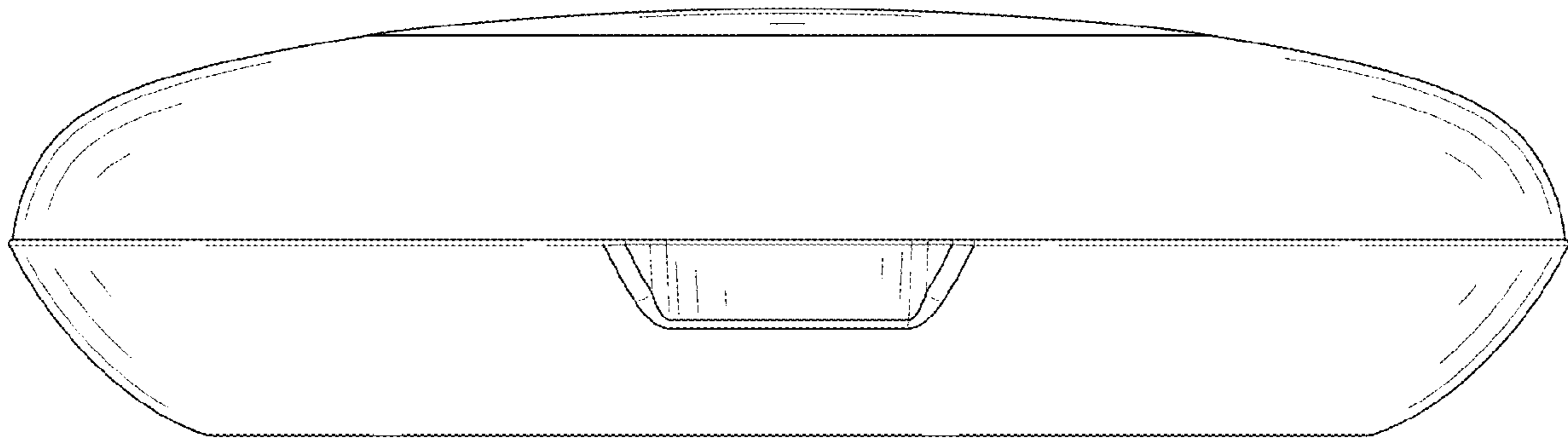


FIG. 8