



US00D974883S

(12) **United States Design Patent** (10) **Patent No.:** **US D974,883 S**
Lu (45) **Date of Patent:** **** Jan. 10, 2023**

(54) **HOOK**
(71) Applicant: **An Lu**, Yongzhou (CN)
(72) Inventor: **An Lu**, Yongzhou (CN)
(**) Term: **15 Years**
(21) Appl. No.: **29/850,922**
(22) Filed: **Aug. 24, 2022**
(51) **LOC (14) Cl.** **08-11**
(52) **U.S. Cl.**
USPC **D8/367**
(58) **Field of Classification Search**
USPC D8/367, 370, 387
CPC F16B 35/06; F16B 23/00; F16B 45/00;
F16B 45/04; F16B 45/06
See application file for complete search history.

(56) **References Cited**
U.S. PATENT DOCUMENTS
4,964,602 A * 10/1990 Reinhard F16B 35/06
248/217.4
5,207,404 A * 5/1993 Reinhard F16B 35/06
248/217.4
D413,791 S * 9/1999 May D8/387
6,484,888 B2 * 11/2002 Miller B62H 3/12
211/5
6,558,389 B2 * 5/2003 Clark A61F 2/0811
606/232
D605,500 S * 12/2009 Lee D8/387
D611,803 S * 3/2010 Lien D8/387
7,726,619 B2 * 6/2010 Lien F16B 35/06
248/302
D652,287 S * 1/2012 Woller D8/387

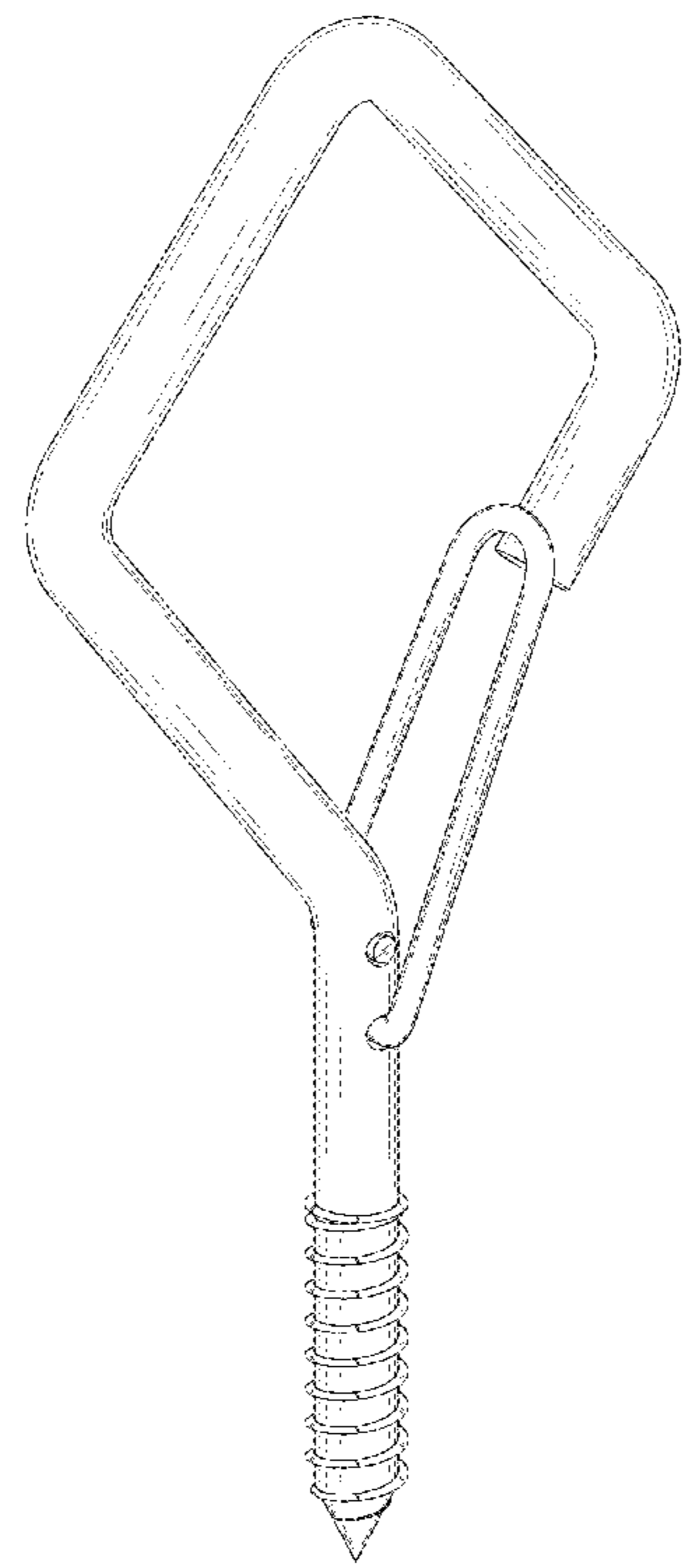
D706,611 S 6/2014 Schraufnagel et al.
D764,682 S * 8/2016 Bussewitz D25/69
D840,790 S 2/2019 Xu
10,383,462 B2 * 8/2019 Arakawa F16G 15/04
D893,984 S * 8/2020 Rateliff D8/367
D899,233 S * 10/2020 Tang D8/367
D912,821 S * 3/2021 Serbousek D8/387
D917,266 S * 4/2021 Winnie D8/367
D926,558 S * 8/2021 Zeng D8/367
D946,379 S * 3/2022 Zhao D8/354
D948,319 S * 4/2022 Zeng D8/367
D948,320 S * 4/2022 Zeng D8/367
D951,078 S * 5/2022 Wang D8/367
2013/0058736 A1 * 3/2013 Auchey F16B 25/103
411/387.4
2016/0363158 A1 * 12/2016 Pool F16B 23/0007

* cited by examiner
Primary Examiner — Cynthia R Underwood
(74) *Attorney, Agent, or Firm* — Jeenam Park

(57) **CLAIM**
The ornamental design for a hook, as shown and described.

DESCRIPTION
FIG. 1 is a front, left and top perspective view of a hook, showing my new design;
FIG. 2 is a rear, right and bottom perspective view thereof;
FIG. 3 is a front view thereof;
FIG. 4 is a rear view thereof;
FIG. 5 is a left side view thereof;
FIG. 6 is a right side view thereof;
FIG. 7 is a top plan view thereof; and,
FIG. 8 is a bottom plan view thereof.

1 Claim, 8 Drawing Sheets



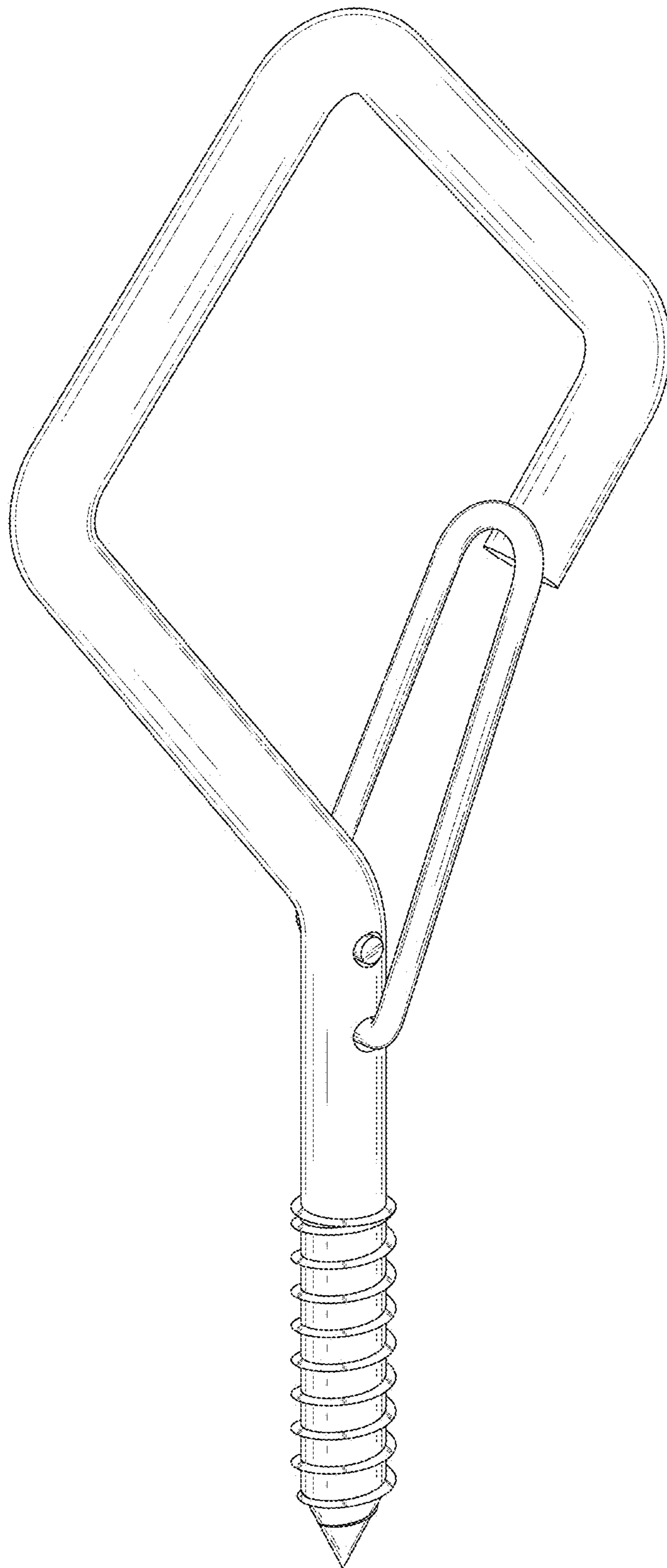


FIG. 1

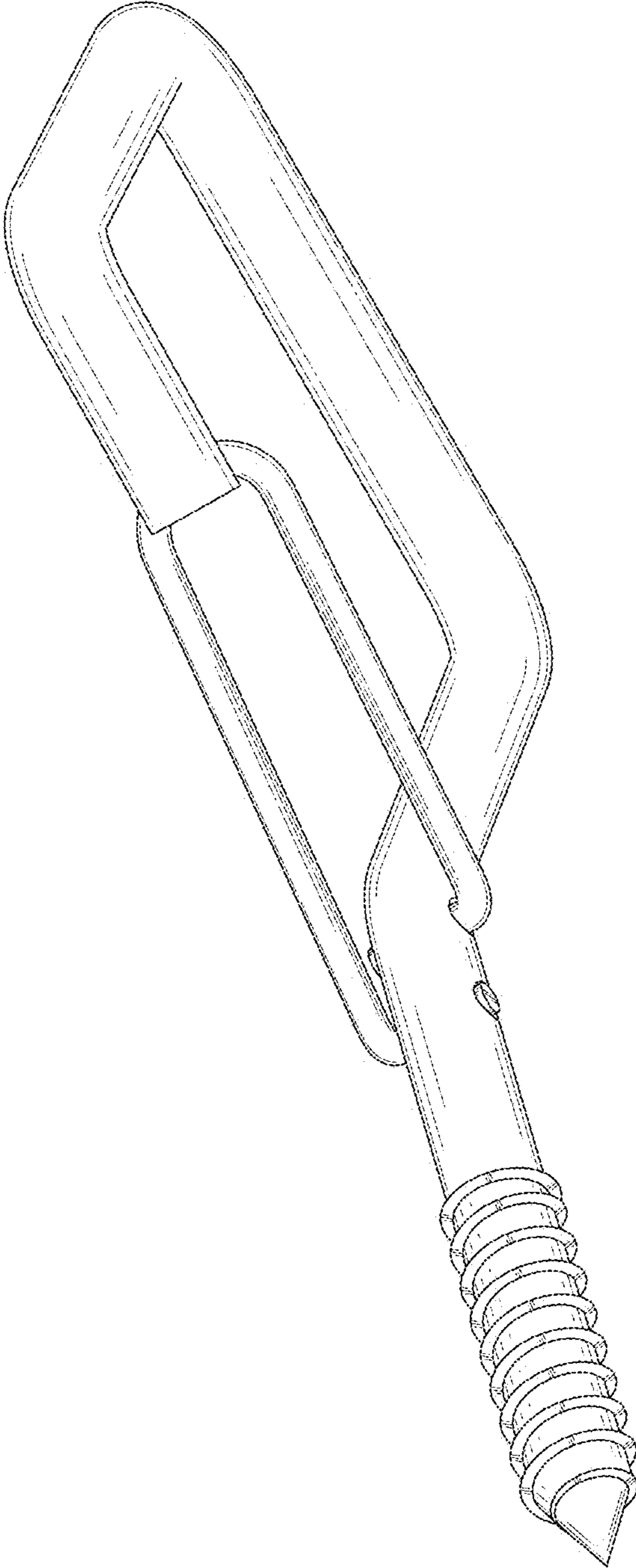


FIG.2

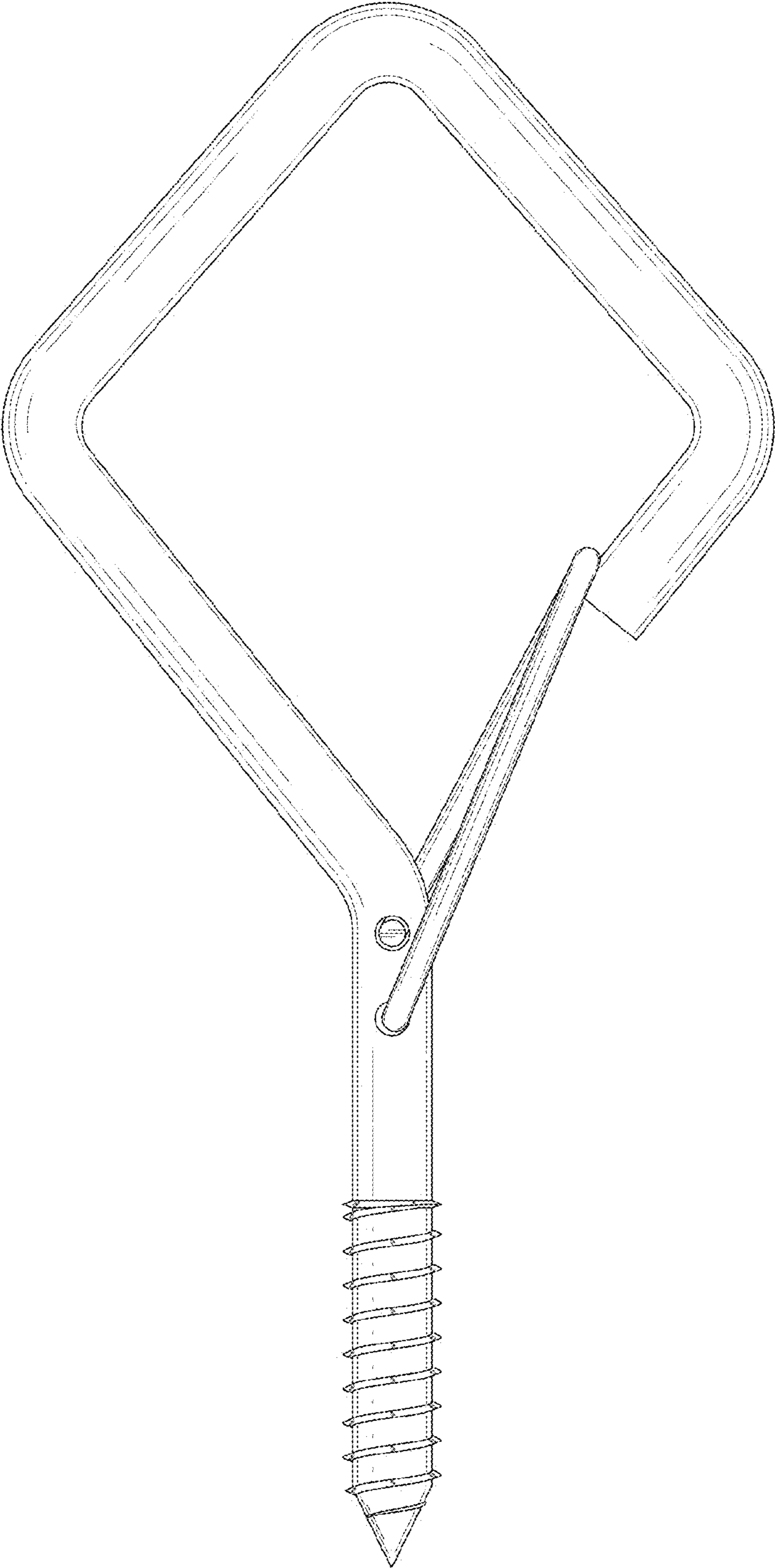


FIG.3

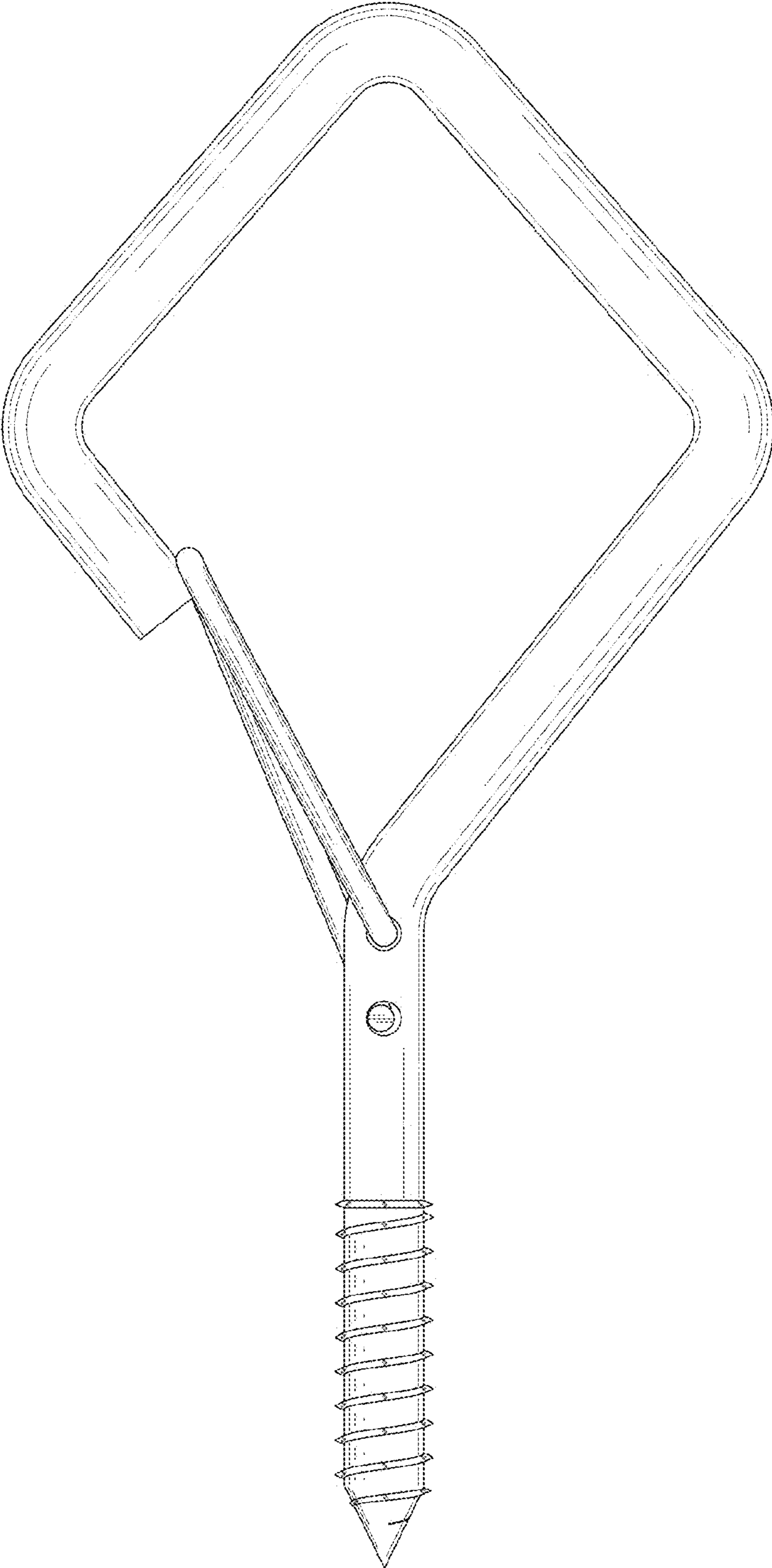


FIG.4




FIG.5




FIG. 6

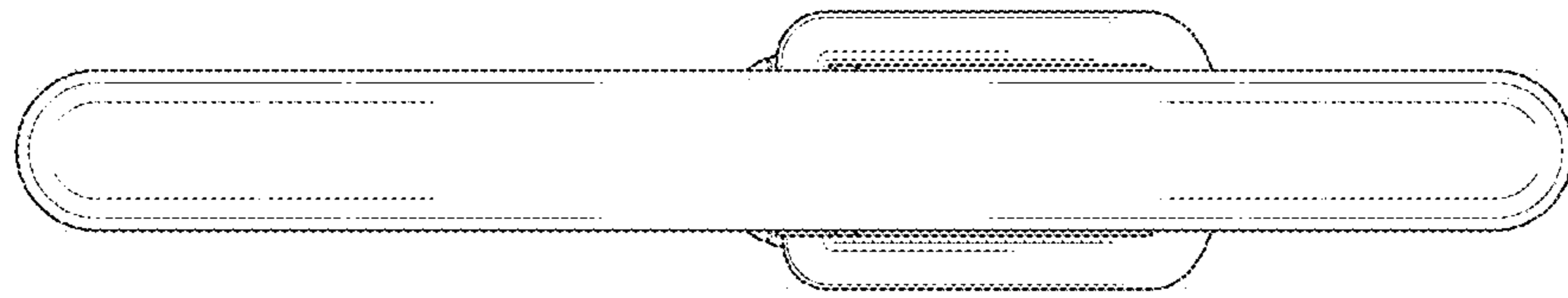


FIG. 7

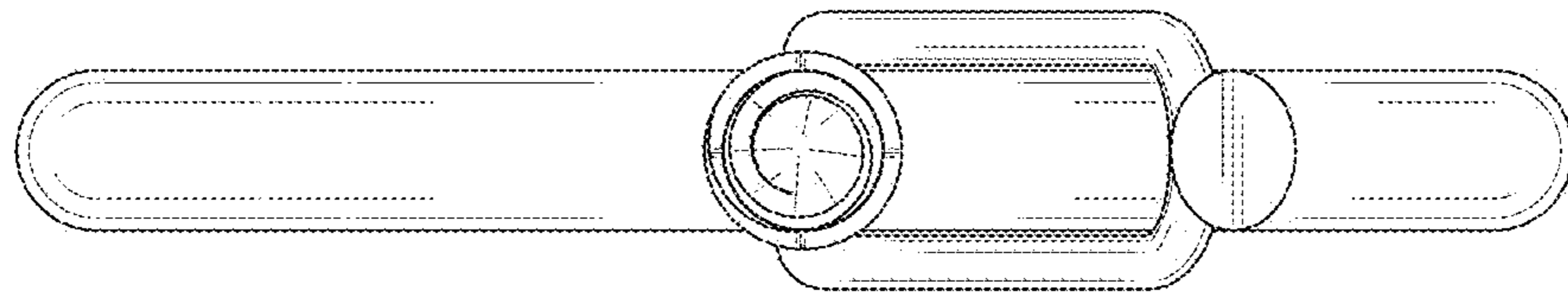


FIG. 8