



US00D974864S

(12) **United States Design Patent**
Li

(10) **Patent No.:** **US D974,864 S**

(45) **Date of Patent:** **** Jan. 10, 2023**

(54) **FILM APPLICATOR**
(71) Applicant: **Dongguan Jackfruit New Material Technology Co., Ltd., Dongguan (CN)**
(72) Inventor: **Xiaolin Li, Dongguan (CN)**
(73) Assignee: **DONGGUAN JACKFRUIT NEW MATERIAL TECHNOLOGY CO., LTD., Dongguan (CN)**

(**) Term: **15 Years**

(21) Appl. No.: **29/835,263**

(22) Filed: **Apr. 18, 2022**

(51) **LOC (14) Cl.** **08-05**

(52) **U.S. Cl.**
USPC **D8/14**

(58) **Field of Classification Search**
USPC D8/14, 71, 354; D14/250, 251, 252, 253
CPC B26C 65/00; B32B 37/18; B32B 37/0046; B32B 37/003; B32B 38/1841; B29C 63/0004; B29C 2063/0008
See application file for complete search history.

(56) **References Cited**

U.S. PATENT DOCUMENTS

8,369,072 B1 * 2/2013 Alonzo G06F 1/1637
361/679.01
8,640,759 B2 * 2/2014 Chen B29C 63/0004
455/575.8
D738,172 S * 9/2015 Chen D8/14
D749,068 S * 2/2016 Zaborski D14/250
D757,016 S * 5/2016 Liang D14/440
D821,384 S * 6/2018 Jordin B29C 63/02
D14/250
D876,202 S 2/2020 Lin
D904,840 S * 12/2020 Liu H04B 1/3888
D8/14

D908,472 S * 1/2021 Zhang B29C 63/0004
D8/354
D920,080 S * 5/2021 Hofstrand G06F 1/1637
D8/354
11,090,857 B1 * 8/2021 Zhong B29C 63/0004
D945,251 S * 3/2022 Zhang H04B 1/3827
D8/354
D953,135 S * 5/2022 Yu B32B 38/1841
D8/14
2014/0130971 A1 * 5/2014 Wu H04B 1/3888
156/249
2016/0009024 A1 * 1/2016 Mason B29C 63/02
156/391
2017/0190160 A1 * 7/2017 Peng B32B 38/1841
2018/0282038 A1 * 10/2018 Lin H04B 1/3827
2021/0213672 A1 * 7/2021 Chou B29C 63/0047

* cited by examiner

Primary Examiner — Philip S Hyder

(74) *Attorney, Agent, or Firm* — Andrew C. Cheng

(57) **CLAIM**

The ornamental design for a film applicator, as shown and described.

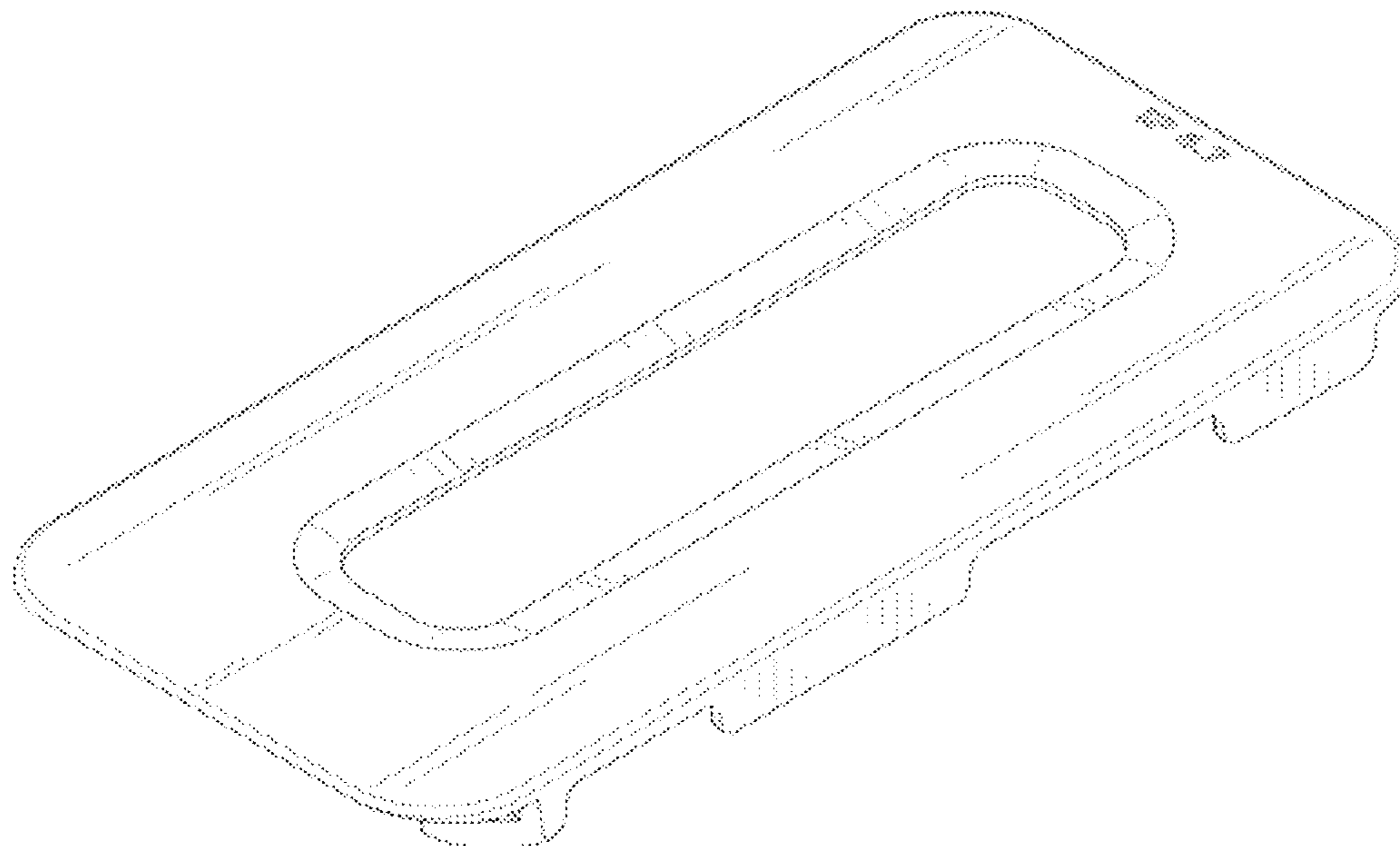
DESCRIPTION

FIG. 1 is a front; bottom and right side perspective view of a film applicator, showing my new design;
FIG. 2 is a front view thereof;
FIG. 3 is a rear view thereof;
FIG. 4 is a left side view thereof;
FIG. 5 is a right side view thereof;
FIG. 6 is a top view thereof; and,
FIG. 7 is a bottom view thereof.

The product is device for screen protector for cell phone or ipad.

The broken lines in the drawings illustrate the portions of the film applicator, which form no part of the claimed design.

1 Claim, 7 Drawing Sheets



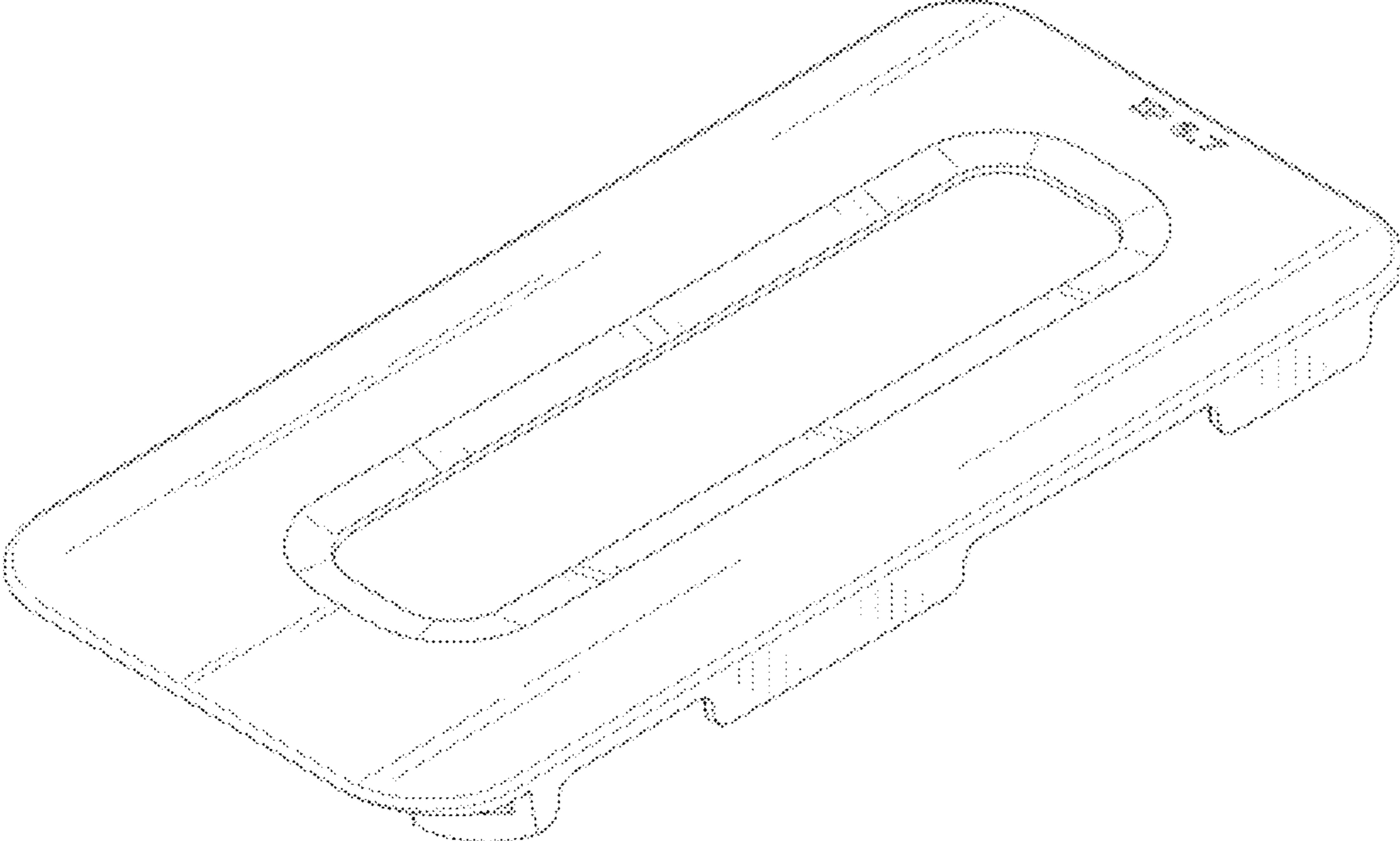


FIG. 1




FIG. 2

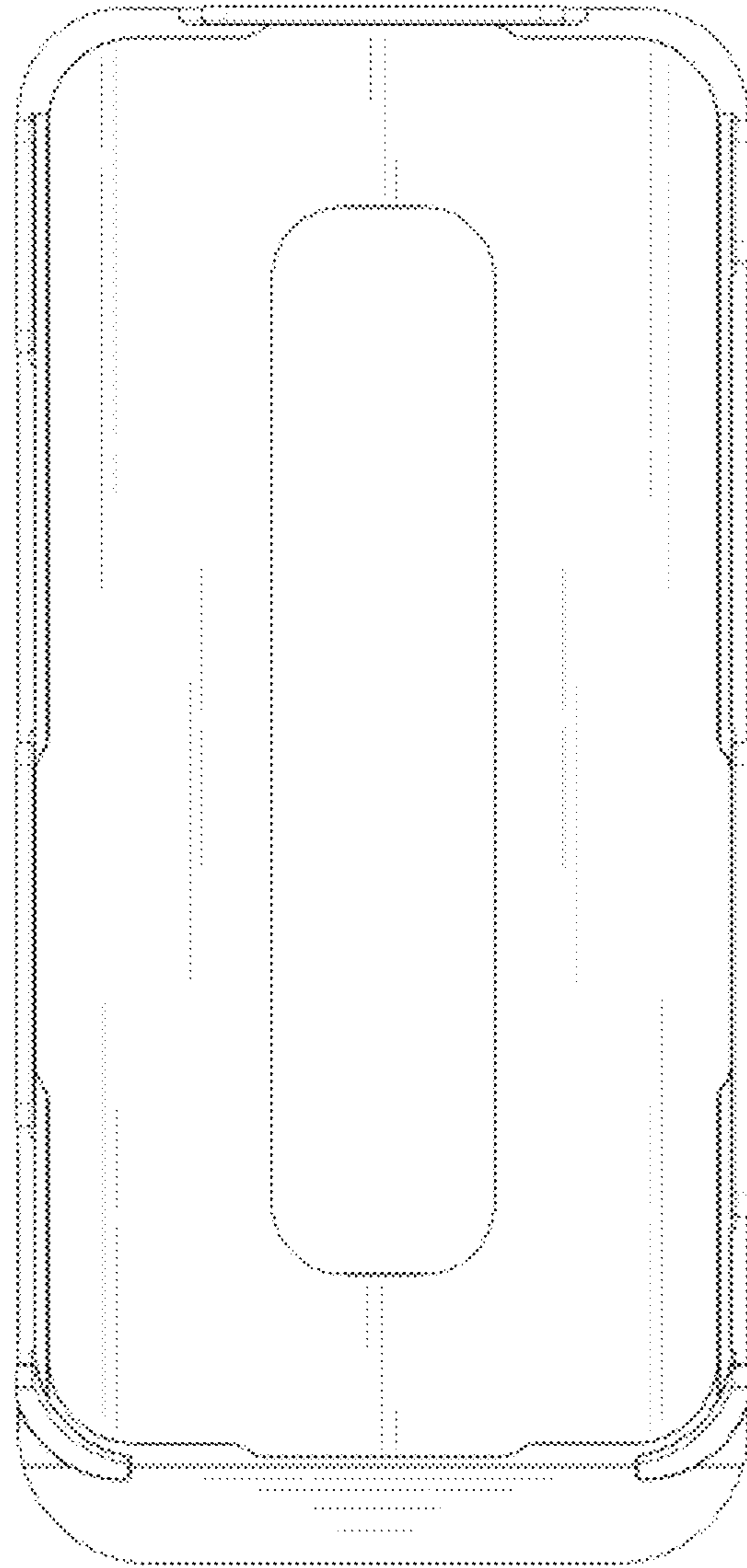


FIG. 3

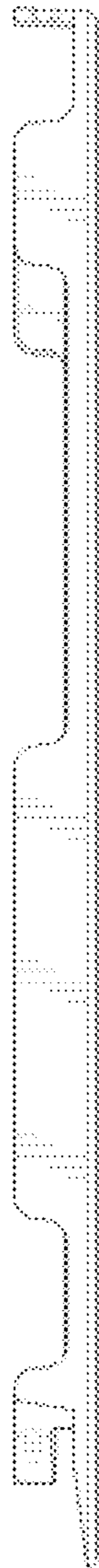


FIG. 4



FIG. 5




FIG. 6




FIG. 7