



US00D974837S

(12) **United States Design Patent**  
**Cui**

(10) **Patent No.:** **US D974,837 S**  
(45) **Date of Patent:** **\*\* Jan. 10, 2023**

(54) **BARBEQUE OIL DROP COLLECTOR**

FOREIGN PATENT DOCUMENTS

(71) Applicant: **Xiaoying Cui**, Chongqing (CN)

CN 305708957 \* 4/2020  
WO WO-2022101555 A1 \* 5/2022

(72) Inventor: **Xiaoying Cui**, Chongqing (CN)

(\*\*) Term: **15 Years**

OTHER PUBLICATIONS

(21) Appl. No.: **29/841,760**

JoeGadgetry, "Grill Drip Pan—Heavy Metal Edition," Jul. 14, 2013, Instructables Cooking, www.instructables.com/Grill-Drip-Pan-Heavy-Metal-Edition/ (Year: 2013).\*

(22) Filed: **Jun. 8, 2022**

(Continued)

(51) **LOC (14) Cl.** ..... **07-02**

(52) **U.S. Cl.**  
USPC ..... **D7/402**

*Primary Examiner* — Joseph Kukella

*Assistant Examiner* — Arva P Adams

(58) **Field of Classification Search**  
USPC ..... D7/332, 334, 402, 407, 409, 553.2;  
D15/150–152; D19/91; D23/200, 420  
CPC ..... A47J 37/07; A47J 37/0786; F24C 15/14;  
F24C 15/16; F16N 31/006  
See application file for complete search history.

(74) *Attorney, Agent, or Firm* — Georgi Korobanov

(56) **References Cited**

(57) **CLAIM**

The ornamental design for a barbeque oil drop collector, as shown and described.

U.S. PATENT DOCUMENTS

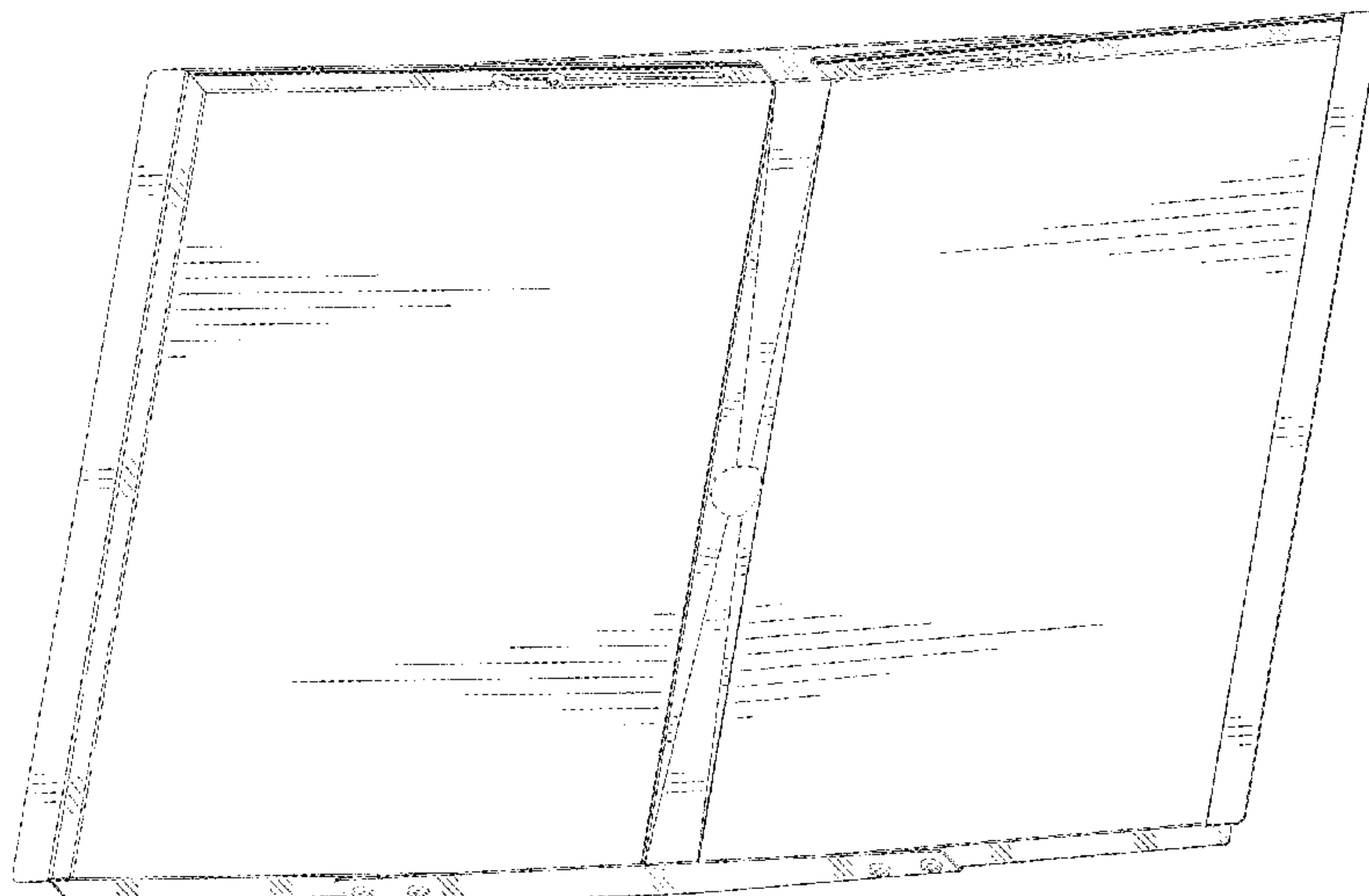
**DESCRIPTION**

- 994,797 A \* 6/1911 Streit ..... A47B 19/06  
297/145
- D305,837 S \* 2/1990 Bowman ..... D19/91
- D390,062 S \* 2/1998 Bohannon ..... D7/359
- 6,102,086 A \* 8/2000 Holtby ..... F16N 31/006  
141/311 A
- D483,224 S \* 12/2003 Clark ..... F16N 31/006  
D7/402
- D594,276 S \* 6/2009 Hamlin ..... D7/402
- D618,057 S \* 6/2010 Ormrod ..... D7/408
- D784,077 S \* 4/2017 Zemel ..... D7/354
- D793,162 S \* 8/2017 Hamlin ..... A47J 37/0871  
D7/409
- D854,376 S \* 7/2019 Hu ..... A47J 37/0713  
D7/409
- 2008/0044537 A1 \* 2/2008 Manuel ..... A23L 5/15  
426/523
- 2014/0318524 A1 \* 10/2014 Measom ..... A47J 37/07  
126/25 R
- 2015/0257593 A1 \* 9/2015 Hunt ..... A47J 37/0871  
220/571

FIG. 1 is a front, right and bottom perspective view of a barbeque oil drop collector showing my new design; FIG. 2 is a rear, left and top perspective view thereof; FIG. 3 is a front view thereof; FIG. 4 is a rear view thereof; FIG. 5 is a left side view thereof; FIG. 6 is a right side view thereof; FIG. 7 is a top plan view thereof; FIG. 8 is a bottom plan view thereof; and, FIG. 9 is a perspective view thereof, illustrated in a second position. The broken lines in the figures illustrate portions of the barbeque oil drop collector that form no part of the claimed design.

(Continued)

**1 Claim, 9 Drawing Sheets**



(56)

**References Cited**

U.S. PATENT DOCUMENTS

2021/0068589 A1\* 3/2021 Perry ..... A47J 37/0763  
2022/0299207 A1\* 9/2022 Bennett ..... A47J 37/0713

OTHER PUBLICATIONS

CaptainGrill USA, "Grease Tray with Catch Pan," Apr. 26, 2022, Amazon.com, [www.amazon.com/Grease-Tray-Catch-Pan-Replacement/dp/B0B8HFVJ99?th=1](http://www.amazon.com/Grease-Tray-Catch-Pan-Replacement/dp/B0B8HFVJ99?th=1) (Year: 2022).\*

GaoYS, "Grease Tray with Catch Pan," Feb. 25, 2022, Amazon.ca, [www.amazon.ca/Grease-Tray-Catch-Pan-Replacement/dp/B09SCN8C7Y?th=1](http://www.amazon.ca/Grease-Tray-Catch-Pan-Replacement/dp/B09SCN8C7Y?th=1) (Year: 2022).\*

\* cited by examiner




FIG. 1

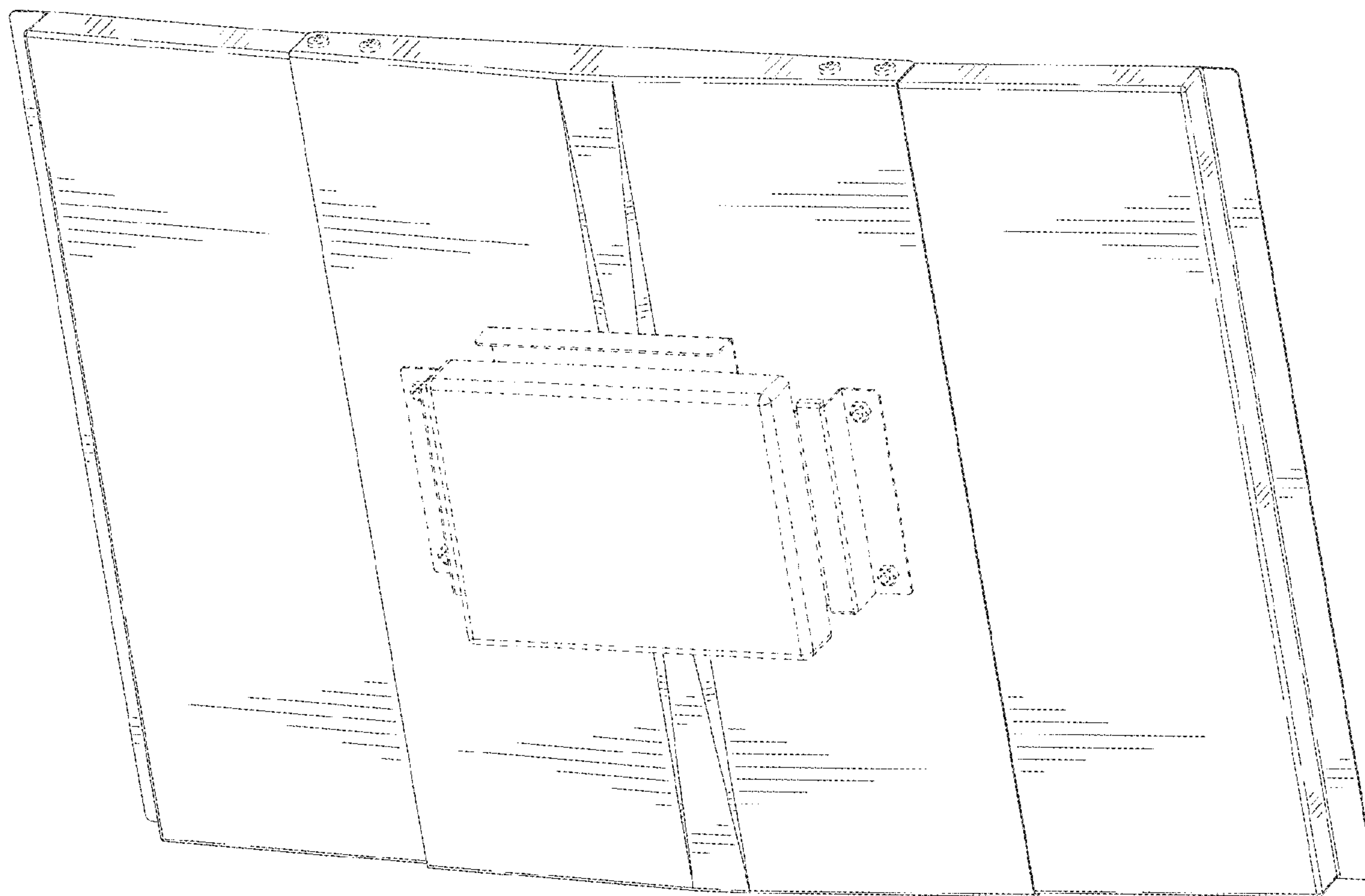


FIG. 2

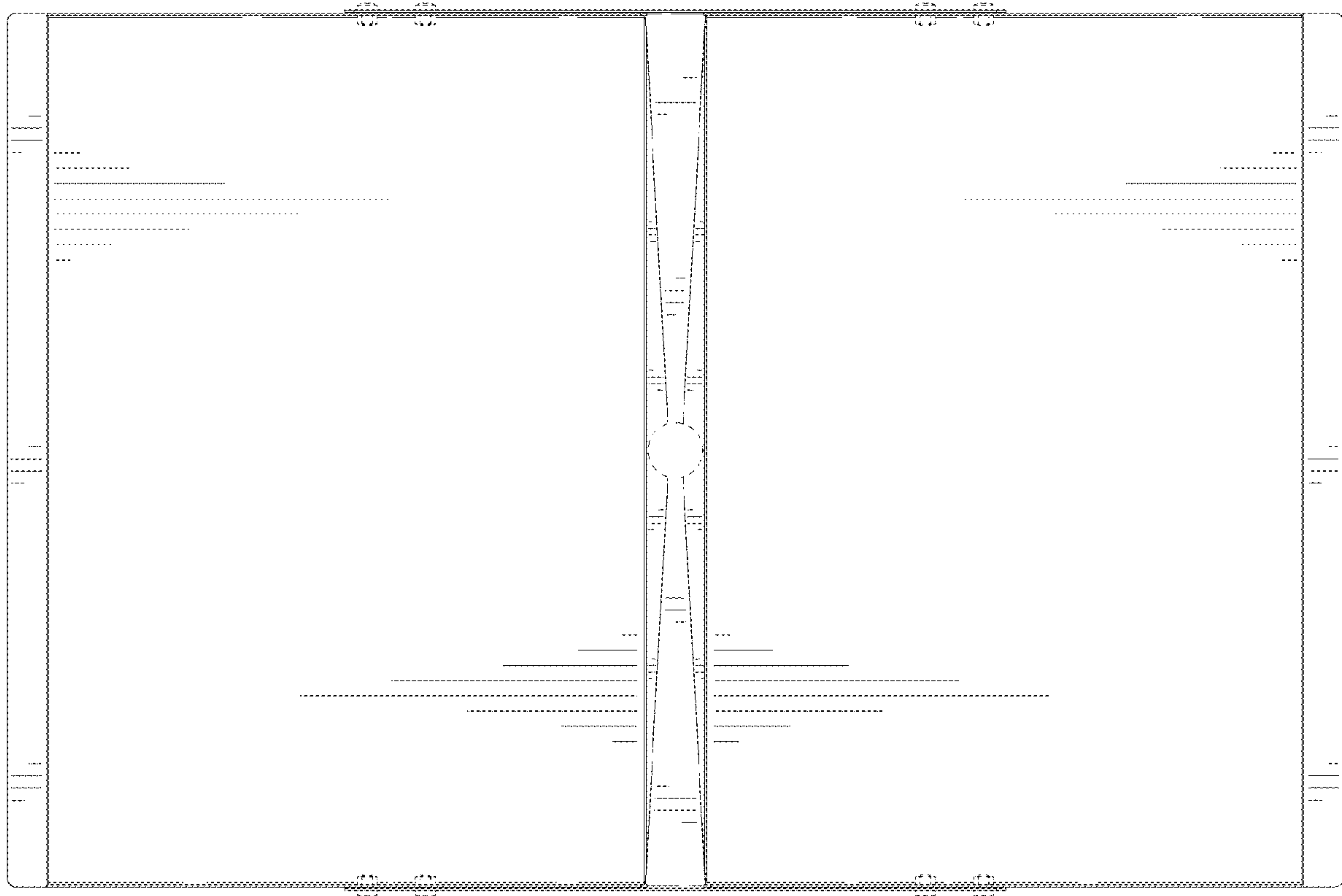


FIG. 3

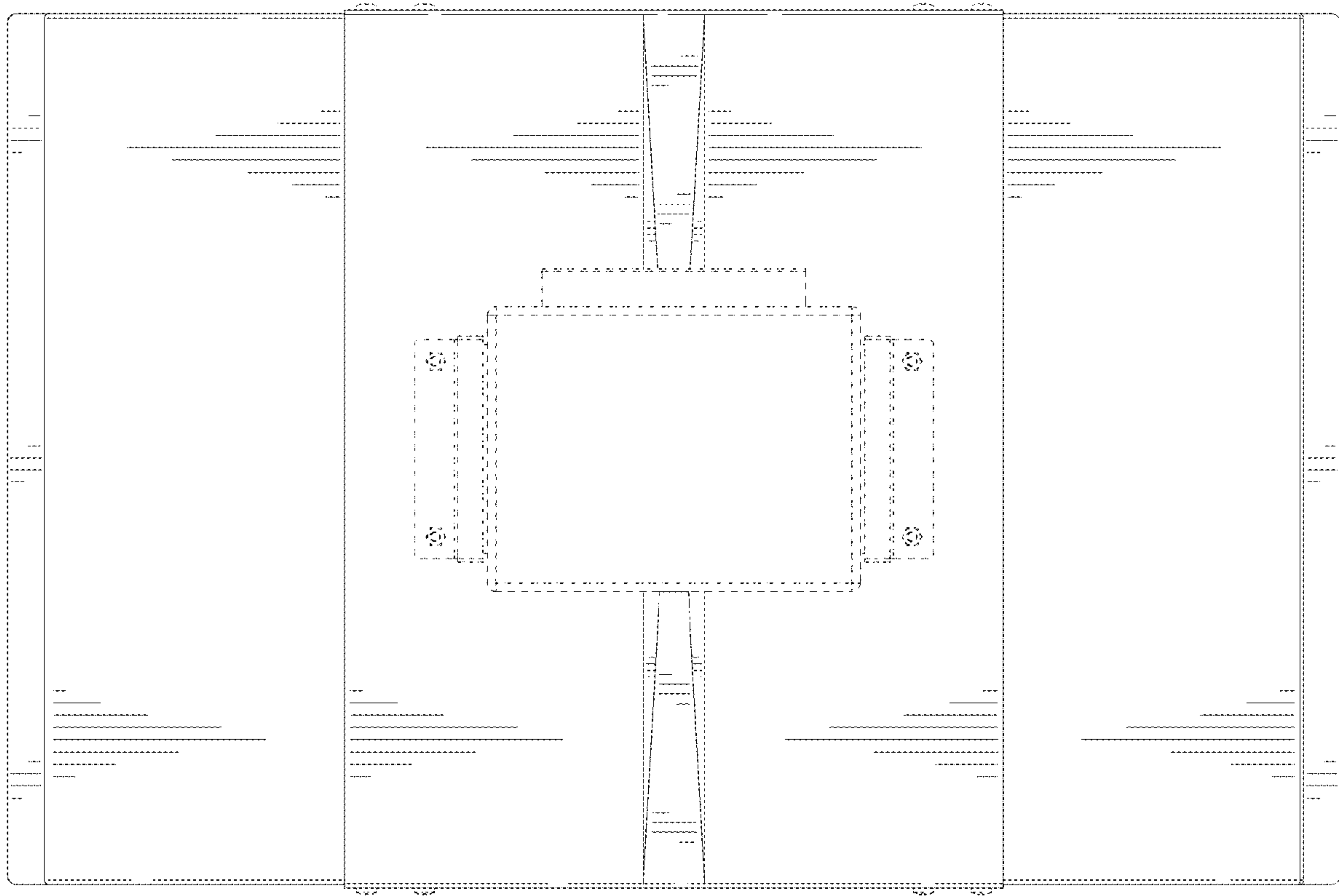


FIG. 4




FIG. 5






FIG. 6



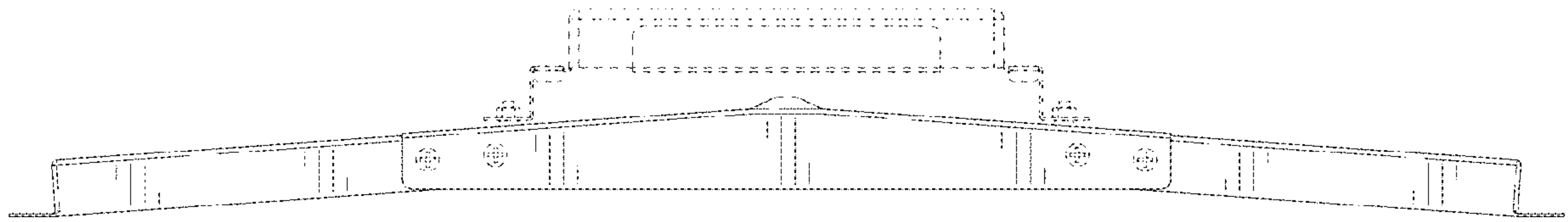


FIG. 7

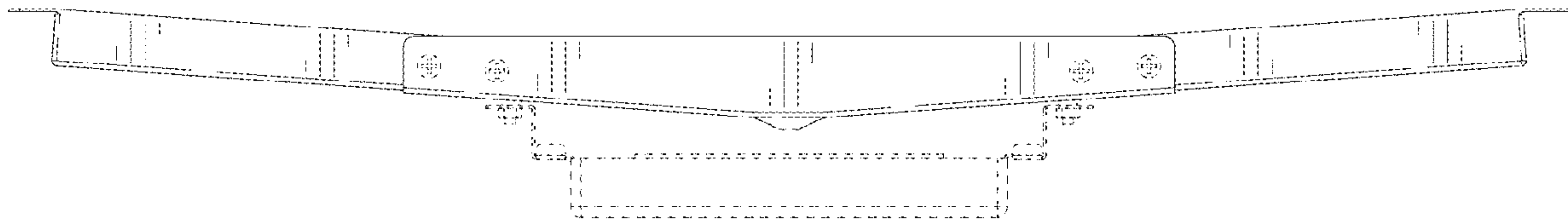


FIG. 8

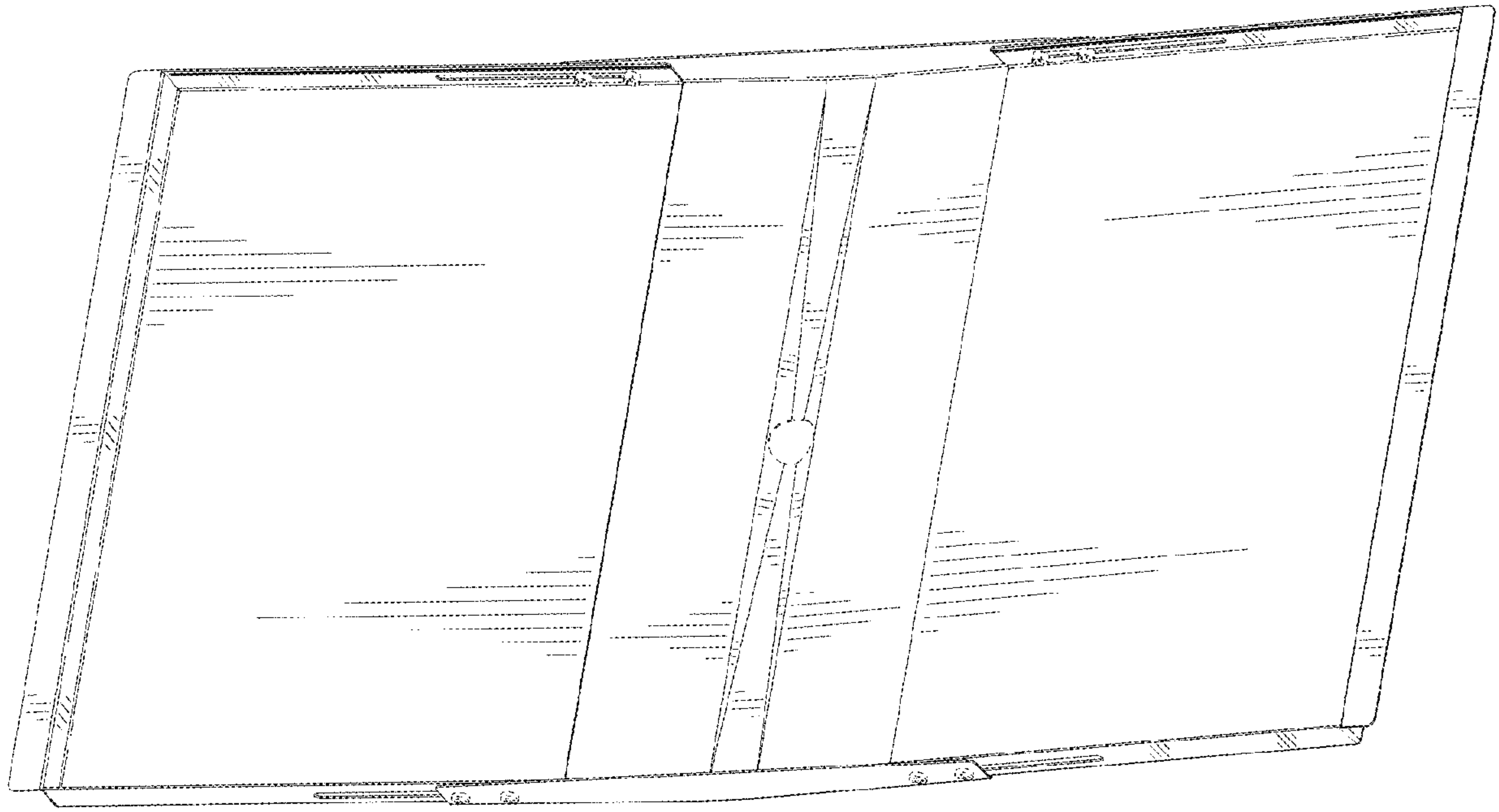


FIG. 9