



US00D974822S

(12) **United States Design Patent** (10) **Patent No.:** **US D974,822 S**
Liu (45) **Date of Patent:** **** Jan. 10, 2023**

(54) **BAKING SHEET**
(71) Applicant: **Shenzhen Taihe Tech Ltd**, Shenzhen (CN)
(72) Inventor: **Fuyuan Liu**, Xiangyin (CN)
(**) Term: **15 Years**
(21) Appl. No.: **29/836,103**
(22) Filed: **Apr. 25, 2022**
(51) **LOC (14) Cl.** **07-02**
(52) **U.S. Cl.**
USPC **D7/359**; D7/354; D7/409
(58) **Field of Classification Search**
USPC D7/323, 332, 335-337, 354-355, D7/359-364, 387-388, 402, 407-409, D7/698; D9/761
CPC A21B 2/00; A21B 3/00; A21B 3/13; A21B 3/15; A21B 5/00; A21B 5/02; A23N 12/06; A23N 12/08; A23N 12/10; A47J 37/00; A47J 37/04; A47J 37/041; A47J 37/042; A47J 37/06; A47J 37/0688; A47J 37/0694; A47J 37/07; A47J 37/0704; A47J 37/10; A47J 47/20; A47J 2037/00; A47J 2037/06; A47J 2037/0611; A47J 2037/07; A47J 2037/0786; A47J 2037/0795; F24C 15/10; F24C 15/12; F24C 15/14; F24C 15/16; F24C 15/18; F24C 15/164
See application file for complete search history.

D471,397 S * 3/2003 Wright D7/359
D608,581 S * 1/2010 Millsap et al.
D608,582 S * 1/2010 Millsap et al.
D653,075 S * 1/2012 Lupkes D7/359
D756,699 S * 5/2016 Kim A47J 37/067
D784,067 S * 4/2017 Keating D7/354
D802,988 S * 11/2017 Løvenwald D7/359
D828,714 S * 9/2018 Nagrani D7/361
D891,274 S * 7/2020 Abdelnour D7/553.3
D957,868 S * 7/2022 Zhang D7/359

OTHER PUBLICATIONS

S-Kitchn Nonstick Grill Pan. Date First Available on Amazon.com Apr. 25, 2019. <https://www.amazon.com/dp/B07R76SSYW/ref> (Year: 2019).*
Baking Pan Set of 2, Homikit Stainless Steel Rectangle Half Cookie Sheet Pans. Date First Available on Amazon.com Apr. 14, 2022. <https://www.amazon.com/Homikit-Stainless-Rectangle-Textured-Dishwasher/dp/B09XXBPPHD/ref> (Year: 2022).*

* cited by examiner

Primary Examiner — Ricky Pham
(74) *Attorney, Agent, or Firm* — Rumit Ranjit Kanakia

(57) **CLAIM**

The ornamental design for a baking sheet, as shown and described.

DESCRIPTION

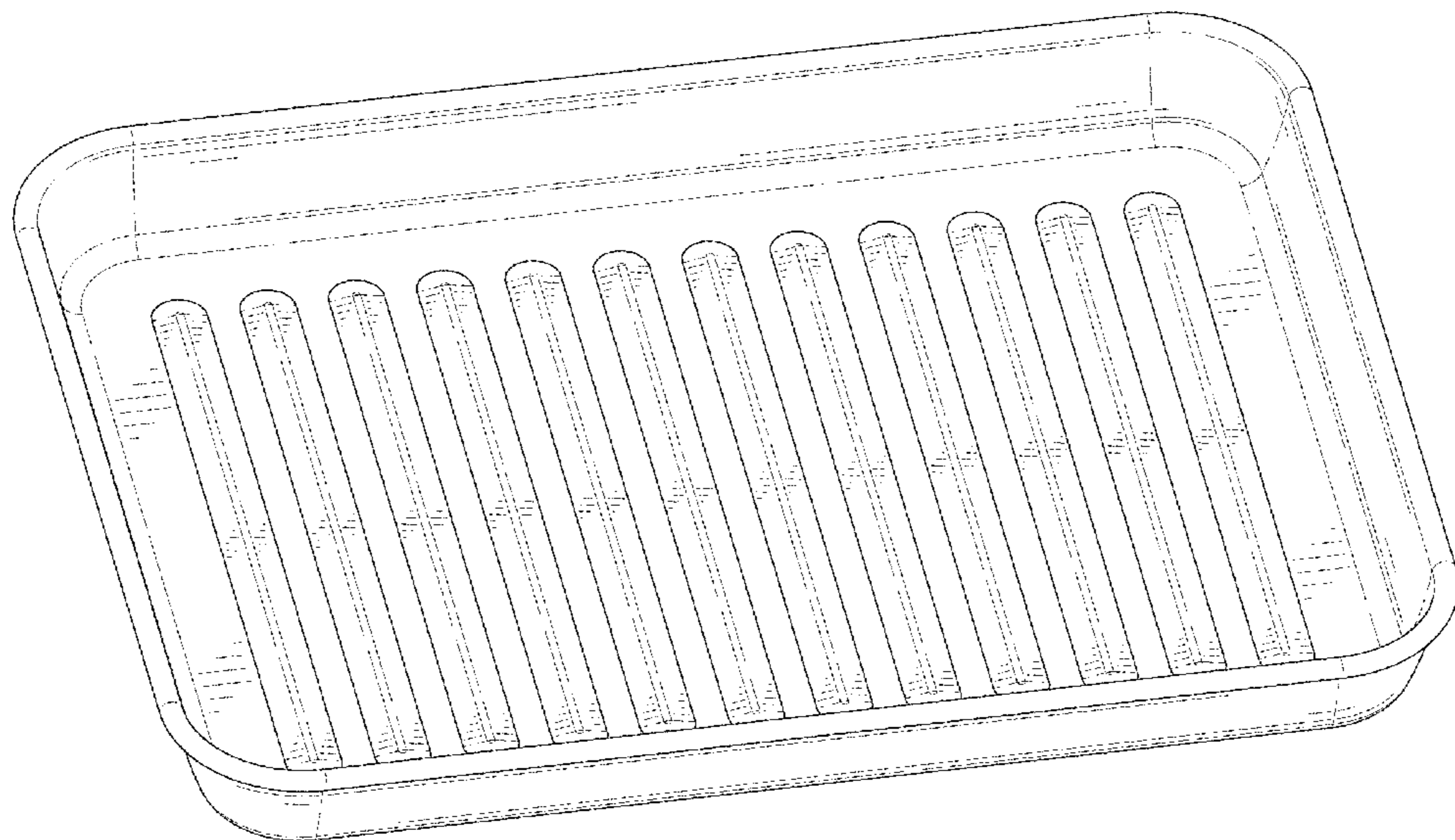
FIG. 1 is a first perspective view of a baking sheet showing my new design;
FIG. 2 is a second perspective view thereof;
FIG. 3 is a front view thereof;
FIG. 4 is a back view thereof;
FIG. 5 is a left side view thereof;
FIG. 6 is a right side view thereof;
FIG. 7 is a top view thereof; and,
FIG. 8 is a bottom view thereof.

1 Claim, 8 Drawing Sheets

(56) **References Cited**

U.S. PATENT DOCUMENTS

D240,390 S * 7/1976 Smith D7/698
D257,115 S * 9/1980 Anderson 426/243
D268,981 S * 5/1983 Monson 426/243
D297,393 S * 8/1988 Picozza D7/359
D363,410 S * 10/1995 Hazen D7/359
D470,711 S * 2/2003 Kloppsteck D7/359



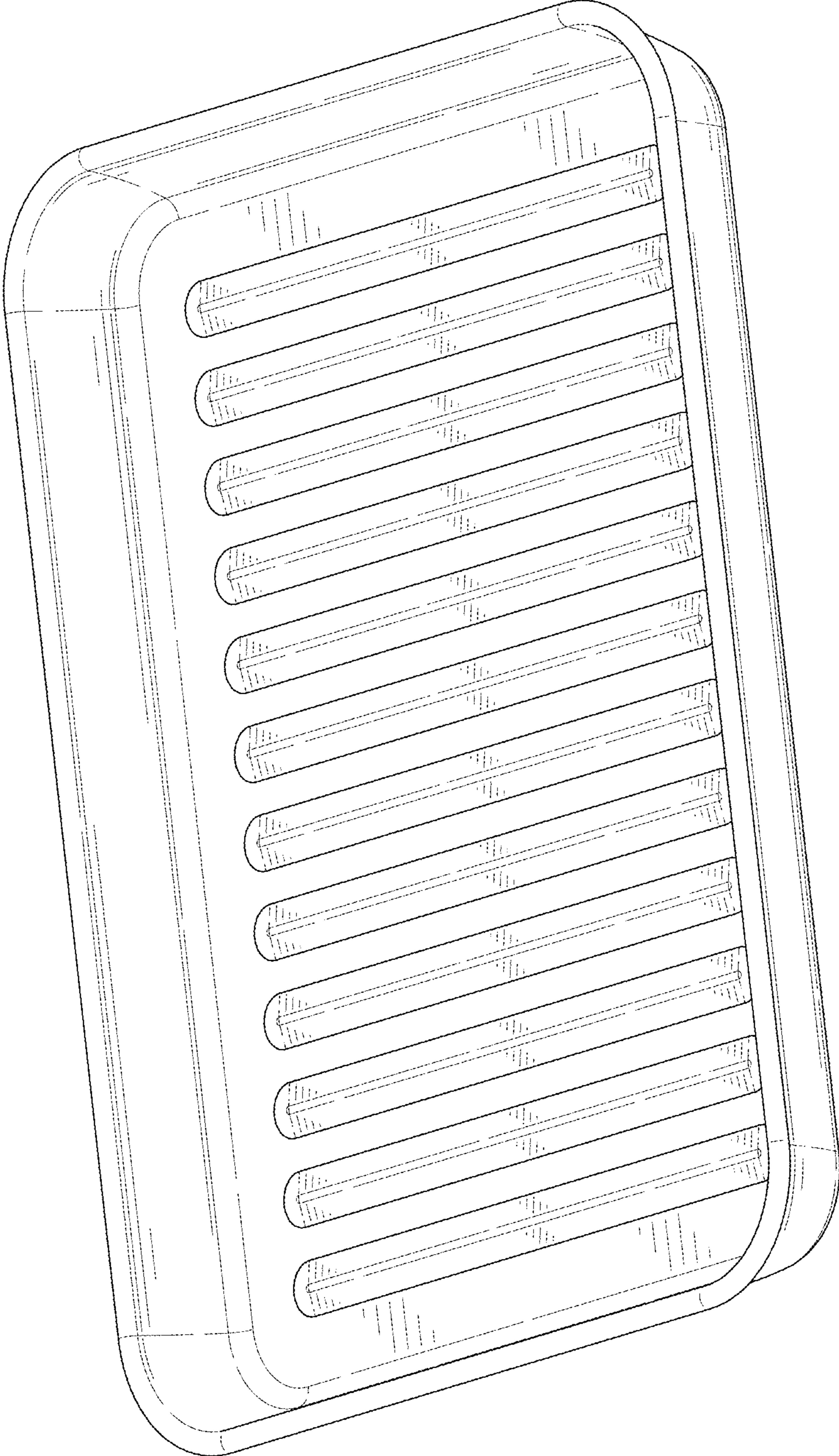


FIG. 1

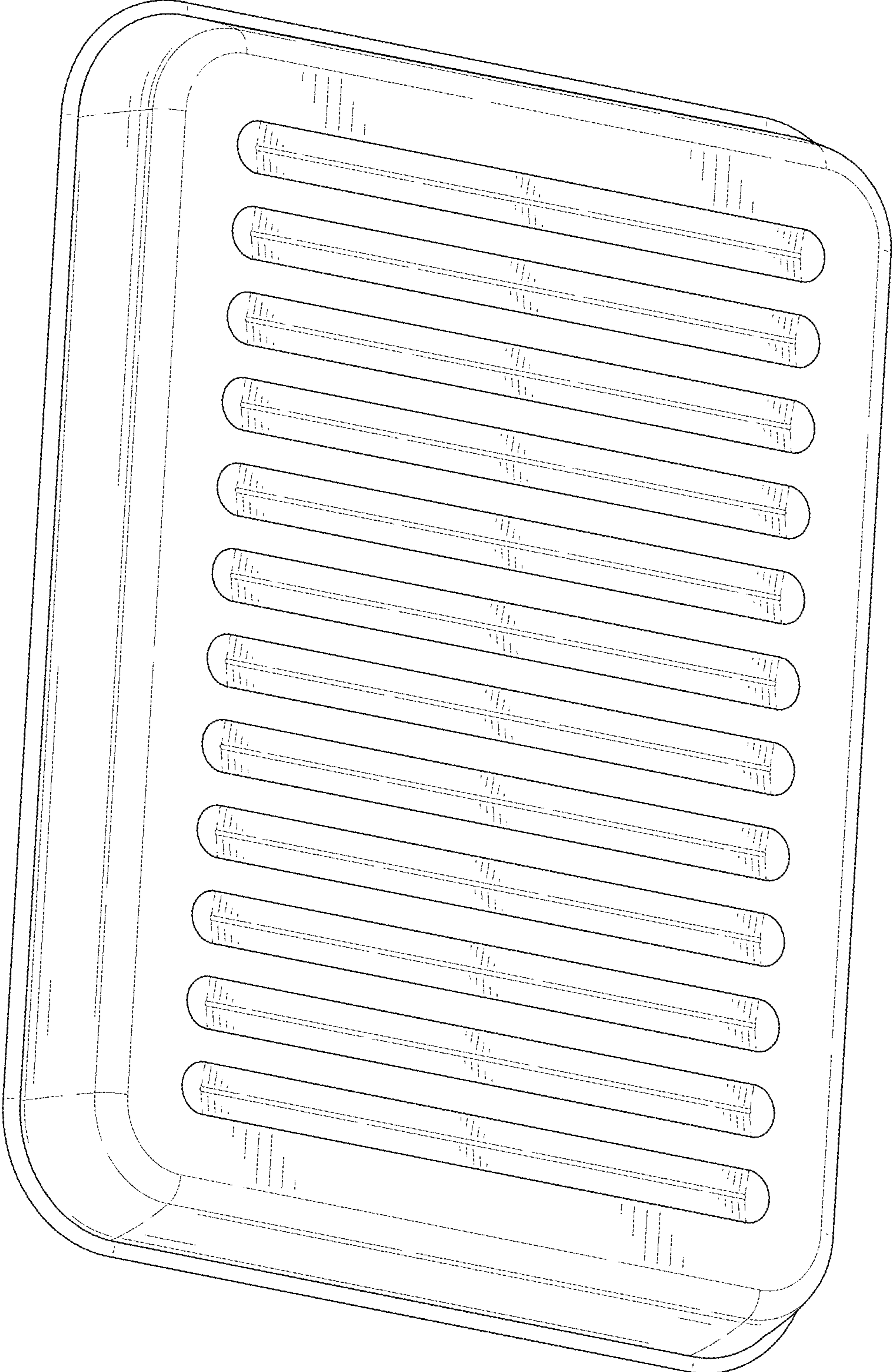


FIG. 2




FIG. 3




FIG. 4

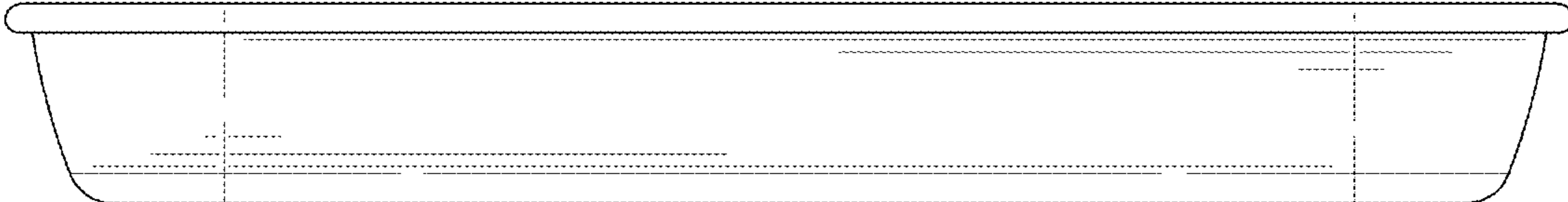


FIG. 5

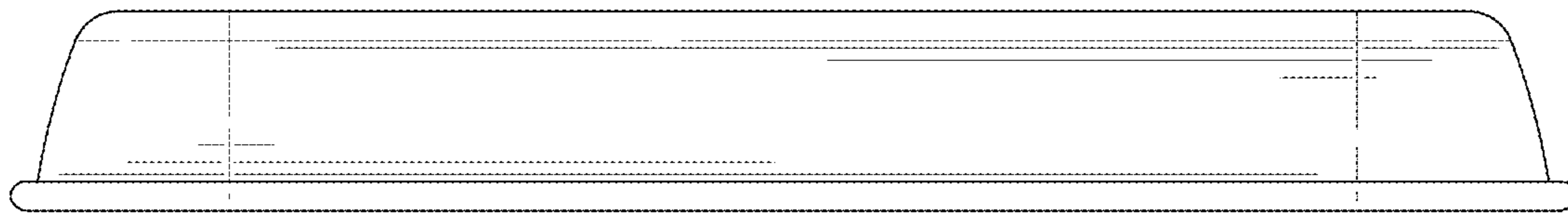


FIG. 6




FIG. 7




FIG. 8