



US00D974818S

(12) **United States Design Patent**
Song et al.

(10) **Patent No.:** **US D974,818 S**
(45) **Date of Patent:** **** Jan. 10, 2023**

(54) **OVEN**
(71) Applicants: **GUANGDONG MIDEA KITCHEN APPLIANCES MANUFACTURING CO., LTD., Guangdong (CN); MIDEA GROUP CO., LTD., Guangdong (CN)**
(72) Inventors: **Zeyuan Song, Guangdong (CN); Liangsheng Zhou, Guangdong (CN)**
(73) Assignees: **GUANGDONG MIDEA KITCHEN APPLIANCES MANUFACTURING CO., LTD., Guangdong (CN); MIDEA GROUP CO., LTD., Guangdong (CN)**

D538,582 S * 3/2007 Kim D7/340
D572,530 S * 7/2008 Crookshanks D7/405
D604,987 S * 12/2009 Jung D7/348
D623,889 S * 9/2010 Kim D7/340
D646,921 S * 10/2011 Kim D7/340
D702,988 S * 4/2014 Boo D7/346
D710,644 S * 8/2014 Kim D7/340
D710,645 S * 8/2014 Kim D7/340
D731,844 S * 6/2015 Kim D7/346
D736,027 S * 8/2015 Funnell, II D7/339
D736,553 S * 8/2015 Funnell, II D7/339
D750,413 S * 3/2016 Funnell, II D7/348
D755,558 S * 5/2016 Lee D7/340
D763,616 S * 8/2016 Kim D7/339
D773,232 S * 12/2016 Shoemaker D7/339
D781,096 S * 3/2017 Kim D7/339
D785,398 S * 5/2017 Kim D7/346
D786,005 S * 5/2017 Kim D7/346
D786,006 S * 5/2017 Chung D7/346
D787,257 S * 5/2017 Kim D7/339

(**) Term: **15 Years**

(21) Appl. No.: **29/718,075**

(22) Filed: **Dec. 20, 2019**

(30) **Foreign Application Priority Data**

Jun. 21, 2019 (CN) 201930323685.7

(51) **LOC (14) Cl.** **07-02**

(52) **U.S. Cl.**
USPC **D7/340**

(58) **Field of Classification Search**
USPC ... D7/340, 339, 346, 347, 348, 350.1–350.4,
D7/323, 406, 402
CPC F24C 15/024; F24C 15/022; F24C 15/00;
F24C 15/162; F24C 3/126
See application file for complete search history.

(56) **References Cited**

U.S. PATENT DOCUMENTS

D495,919 S * 9/2004 De Mello D7/340
D510,227 S * 10/2005 Baldwin D7/340
D536,208 S * 2/2007 Ostlund D7/340
D536,568 S * 2/2007 Ostlund D7/340

(Continued)

Primary Examiner — Michelle E. Wilson

Assistant Examiner — Clese Moore, Jr.

(74) *Attorney, Agent, or Firm* — Seed IP Law Group LLP

(57) **CLAIM**

The ornamental design for an oven, as shown and described.

DESCRIPTION

FIG. 1 is a perspective view of an oven showing our new design.

FIG. 2 is a front view thereof.

FIG. 3 is a left side view thereof.


FIG. 4 is a right side view thereof; and,

FIG. 5 is a top view thereof.

The broken lines shown illustrate portions of the oven that form no part of the claimed design.

Tangency lines in the drawings aid in representing the three-dimensional contours of the design, and are not intended to indicate surface decoration.

1 Claim, 5 Drawing Sheets



(56)

References Cited

U.S. PATENT DOCUMENTS

D788,512 S *	6/2017	Kim	D7/346
D788,513 S *	6/2017	Chung	D7/346
D793,149 S *	8/2017	Lee	D7/346
D793,150 S *	8/2017	Lee	D7/346
D794,998 S *	8/2017	Cho	D7/340
D805,832 S *	12/2017	Kim	D7/346
D808,707 S *	1/2018	Kim	D7/340
D817,066 S *	5/2018	Shoemaker	D7/339
D817,685 S *	5/2018	Incukur	D7/346
D829,482 S *	10/2018	Incukur	D7/346
D835,932 S *	12/2018	Incukur	D7/348
D840,738 S *	2/2019	Chung	D7/340
2013/0019853 A1 *	1/2013	Kim	F24C 15/02 126/190

* cited by examiner




FIG. 1




FIG. 2




FIG. 3

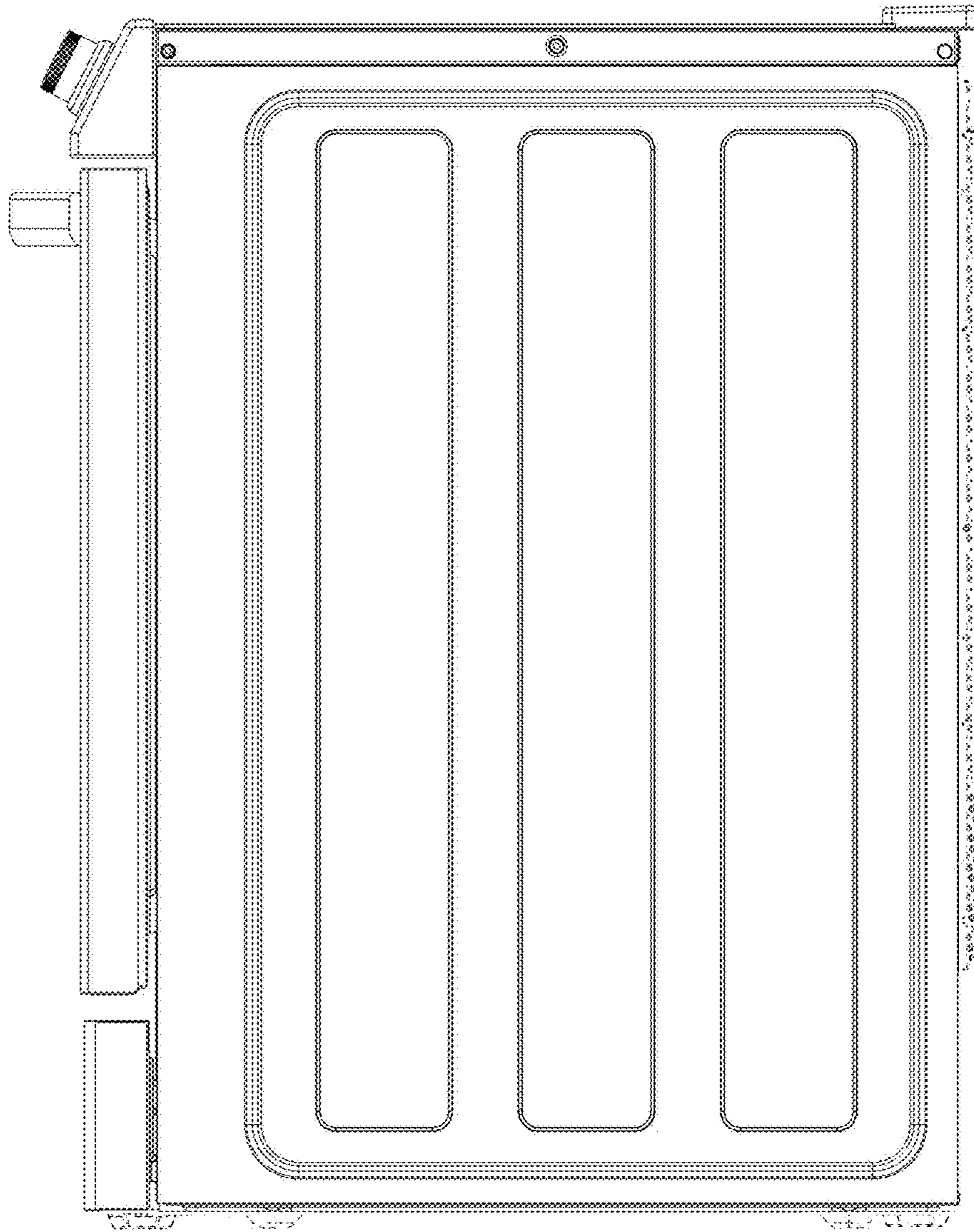


FIG. 4

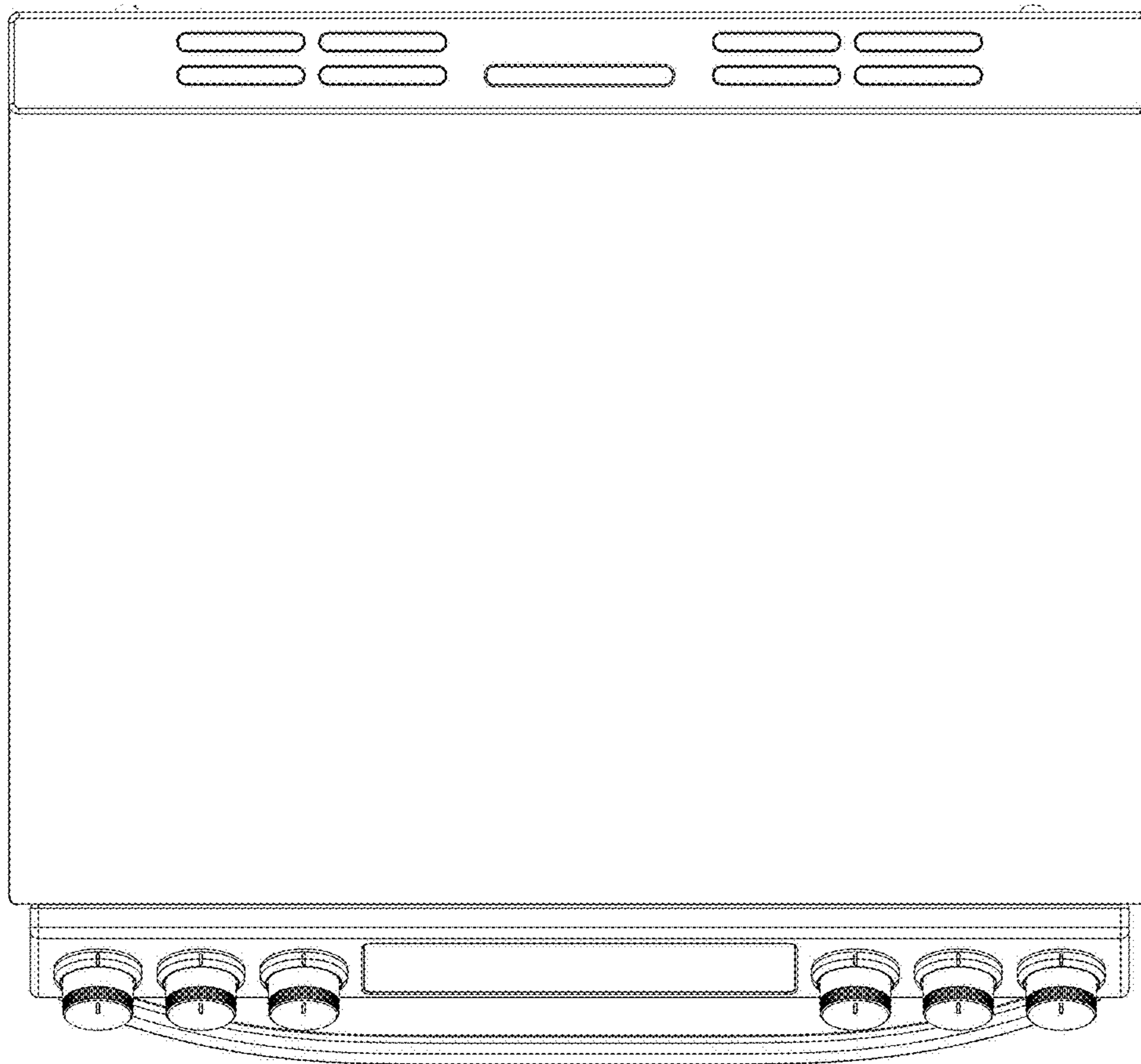


FIG. 5