

US00D974797S

(12) **United States Design Patent**  
**Hall**

(10) **Patent No.:** **US D974,797 S**

(45) **Date of Patent:** **\*\* Jan. 10, 2023**

(54) **SOAP DISPENSER**

(71) Applicant: **KINGSWAY ENTERPRISES (UK) LIMITED**, Swanley (GB)

(72) Inventor: **Benjamin Hall**, Swanley (GB)

(73) Assignee: **Kingsway Enterprises (UK) Limited**, Kent (GB)

(\*\*) Term: **15 Years**

(21) Appl. No.: **29/775,804**

(22) Filed: **Mar. 25, 2021**

(51) **LOC (14) Cl.** ..... **23-08**

(52) **U.S. Cl.**  
USPC ..... **D6/542**

(58) **Field of Classification Search**  
USPC ..... D6/518, 524, 542-545, 519, 522, 523;  
D7/306, 312, 313, 321, 322, 391, 397,  
D7/398, 307, 309, 600.1, 601, 619.1;  
D8/71; D9/455; D15/145; D20/1;  
D23/208, 234, 286; D24/128, 234;  
D28/38, 54.1

(Continued)

(56) **References Cited**

**U.S. PATENT DOCUMENTS**

1,731,545 A \* 10/1929 Sanders ..... A47K 5/12  
222/181.3  
D149,081 S \* 3/1948 Michaels ..... D6/559  
(Continued)

**OTHER PUBLICATIONS**

Bradley Flush Valve, available in Amazon.com date first available Sep. 2, 2019 [online], Retrieved on Jul. 26, 2022 from URL: <https://www.amazon.com/Flush-Valve-Cover-Stainless-Steel/dp/B00VS6JOXO> (Year: 2019).\*

*Primary Examiner* — Vy N Koenig  
*Assistant Examiner* — Michelle M Reeves  
(74) *Attorney, Agent, or Firm* — Erise IP, P.A.

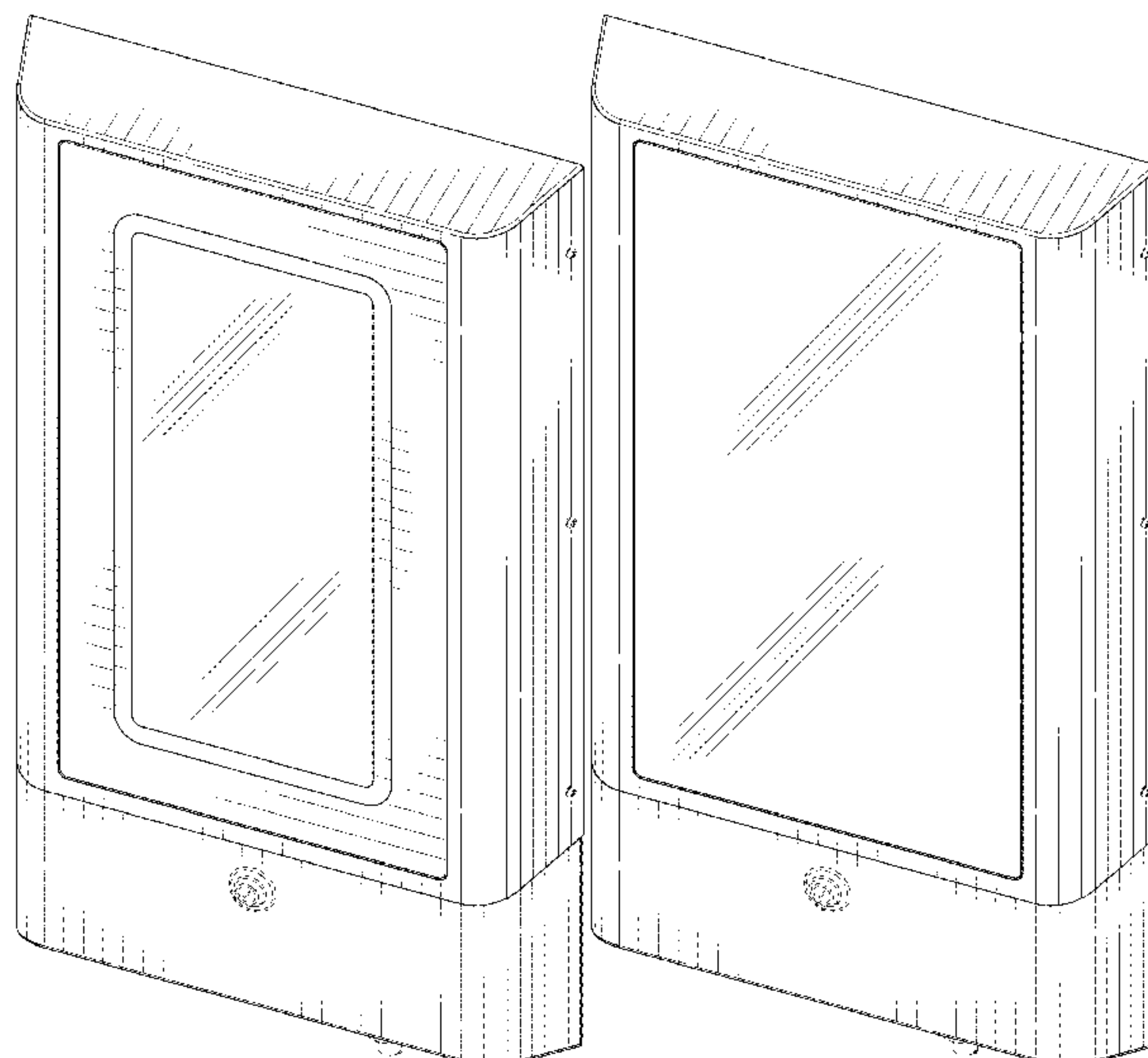
(57) **CLAIM**

The ornamental design for a soap dispenser, as shown and described.

**DESCRIPTION**

FIG. 1 is a perspective view of a first embodiment of a soap dispenser with backlight;  
FIG. 2 is a front view of the soap dispenser with backlight of FIG. 1;  
FIG. 3 is a back view of the soap dispenser with backlight of FIG. 1;  
FIG. 4 is a left side view of the soap dispenser with backlight of FIG. 1 thereof;  
FIG. 5 is a right side view of the soap dispenser with backlight of FIG. 1 thereof;  
FIG. 6 is a top side view of the soap dispenser with backlight of FIG. 1;  
FIG. 7 is a bottom side view of the soap dispenser with backlight of FIG. 1;  
FIG. 8 is a perspective view of a second embodiment of a soap dispenser without backlight;  
FIG. 9 is a front view of the soap dispenser without backlight of FIG. 8;  
FIG. 10 is a back view of the soap dispenser without backlight of FIG. 8;  
FIG. 11 is a left side view of the soap dispenser without backlight of FIG. 8 thereof;  
FIG. 12 is a right side view of the soap dispenser without backlight of FIG. 8 thereof;  
FIG. 13 is a top side view of the soap dispenser without backlight of FIG. 8; and,  
FIG. 14 is a bottom side view of the soap dispenser without backlight of FIG. 8.  
The broken lines in the drawings depict parts of the article that form no part of the claimed design.

**1 Claim, 14 Drawing Sheets**



(58) **Field of Classification Search**

CPC ..... A47K 5/12; A47K 5/14; A47K 5/1207;  
A47K 10/36; A47K 10/38; A47K 10/3687

See application file for complete search history.

(56) **References Cited**

U.S. PATENT DOCUMENTS

D191,177 S *	8/1961	Jones .....	D6/522
D206,022 S *	10/1966	Knowles .....	D6/518
D246,744 S *	12/1977	Cassia .....	D6/522
4,573,612 A *	3/1986	Maddison .....	A47K 5/1209 222/105
D316,788 S *	5/1991	Fischer .....	D6/522
D342,407 S *	12/1993	Morand .....	D6/522
D441,229 S *	5/2001	Andersson .....	D6/518
D544,277 S *	6/2007	Hoyvik .....	D6/559
D794,355 S *	8/2017	Tirondola .....	D6/559
10,376,110 B2 *	8/2019	Hall .....	A47K 10/424

\* cited by examiner

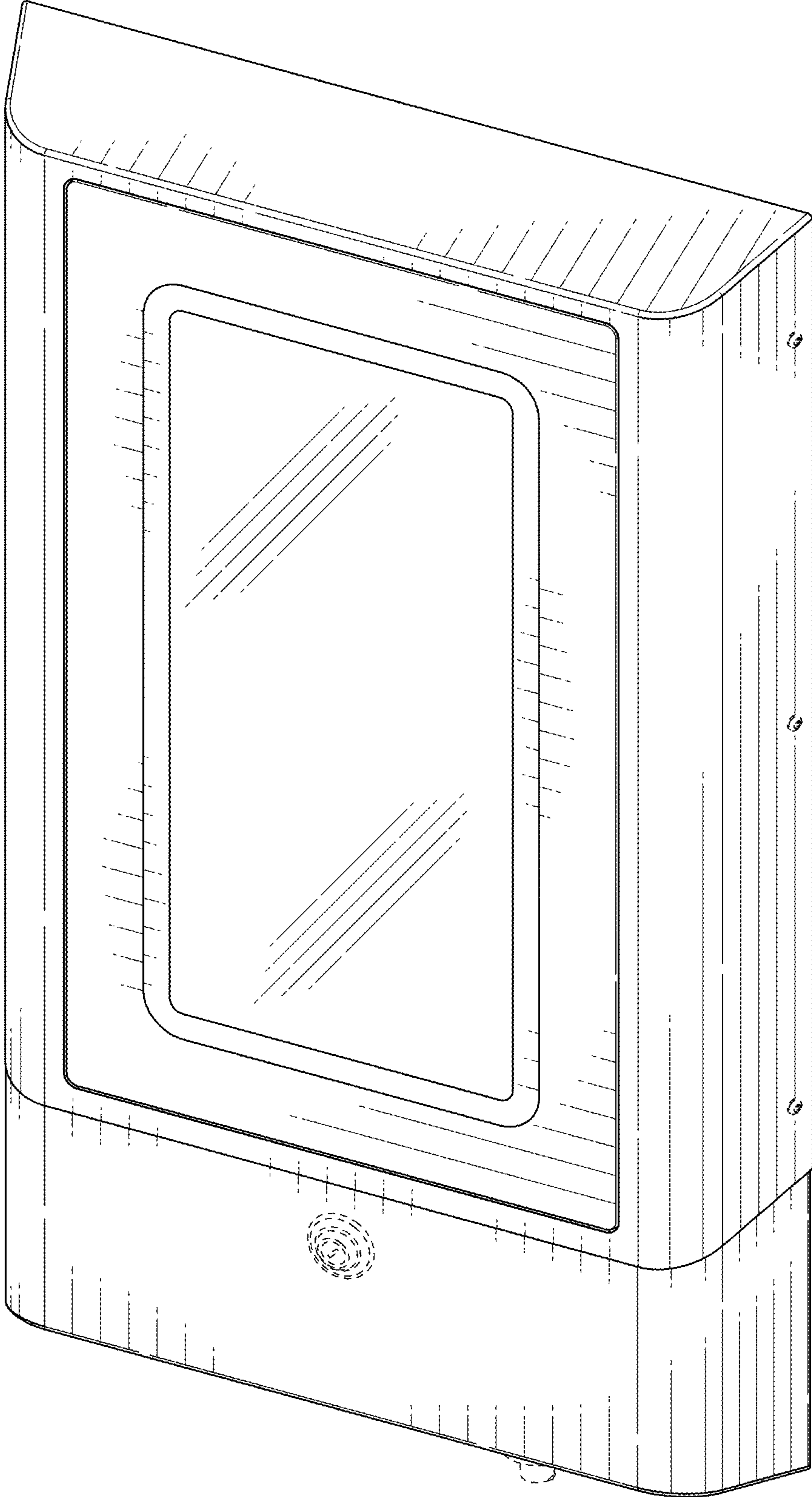


FIG. 1

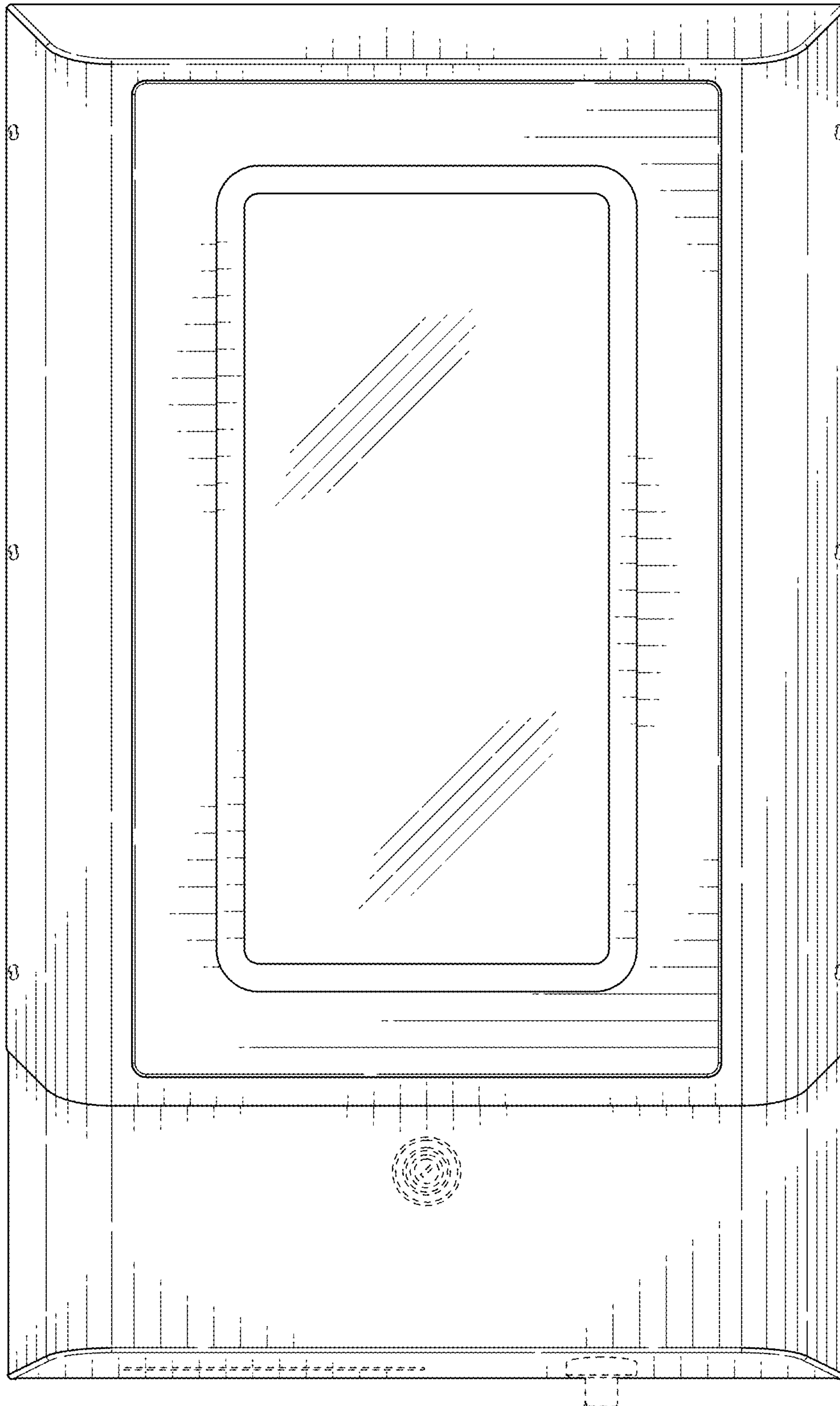


FIG. 2



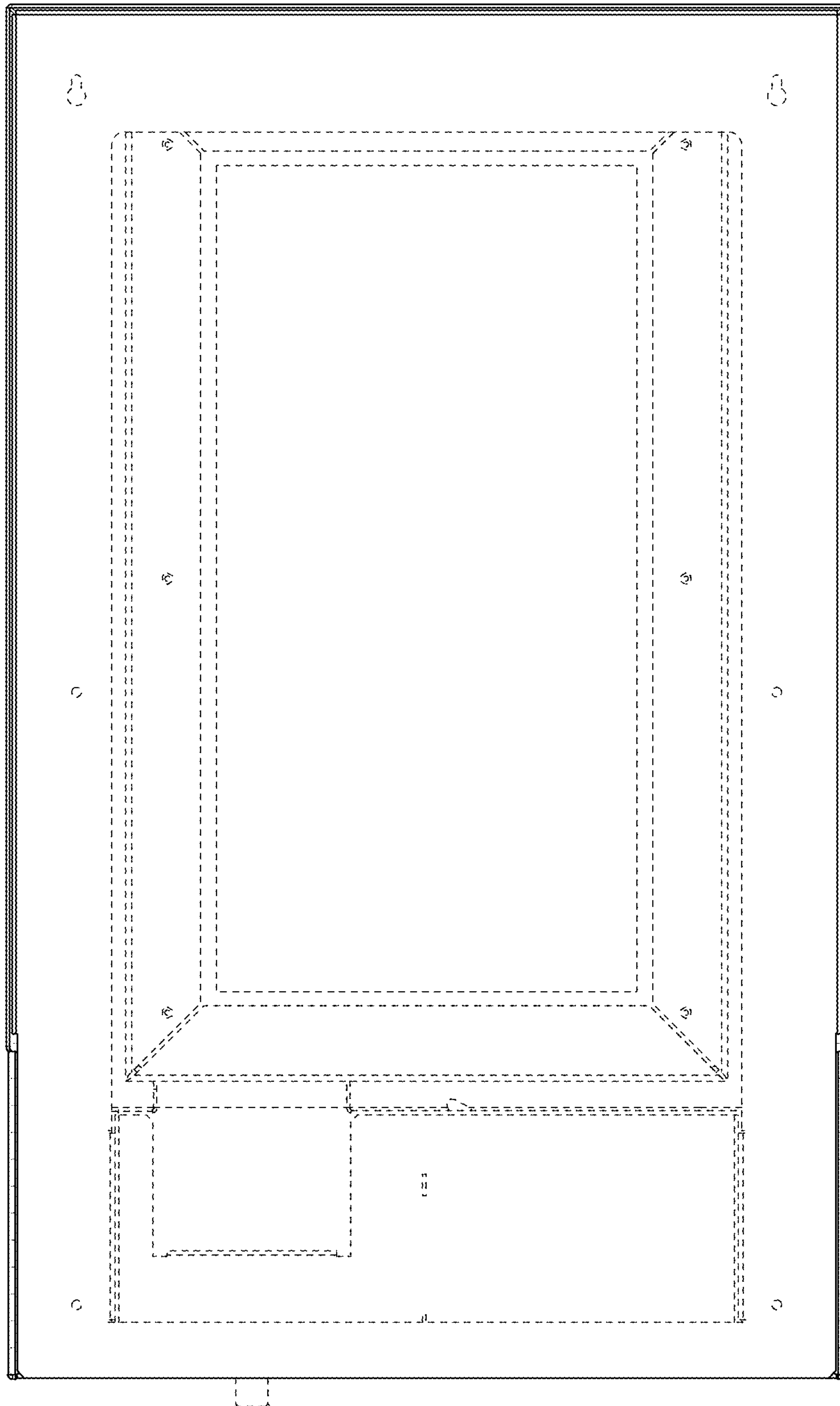


FIG. 3




FIG. 4




FIG. 5

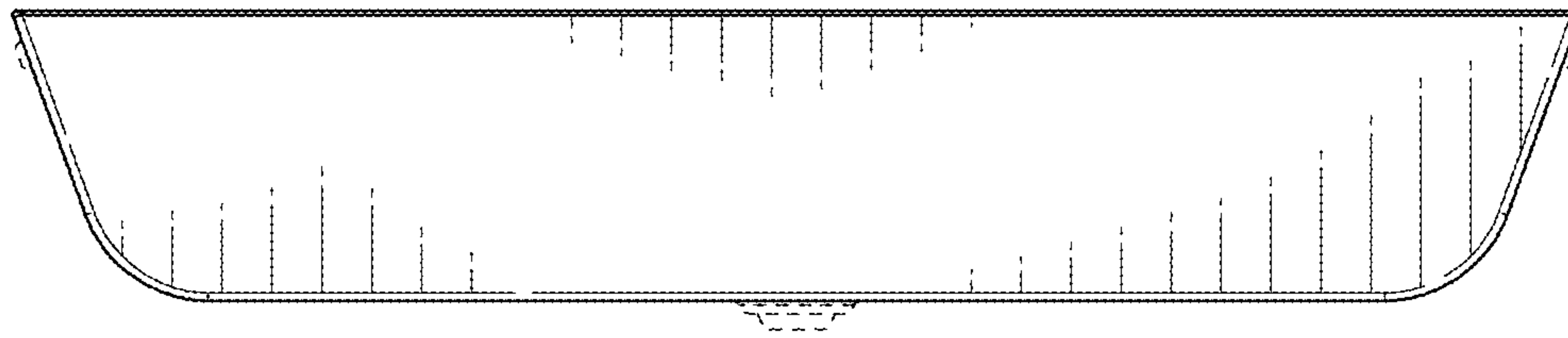


FIG. 6



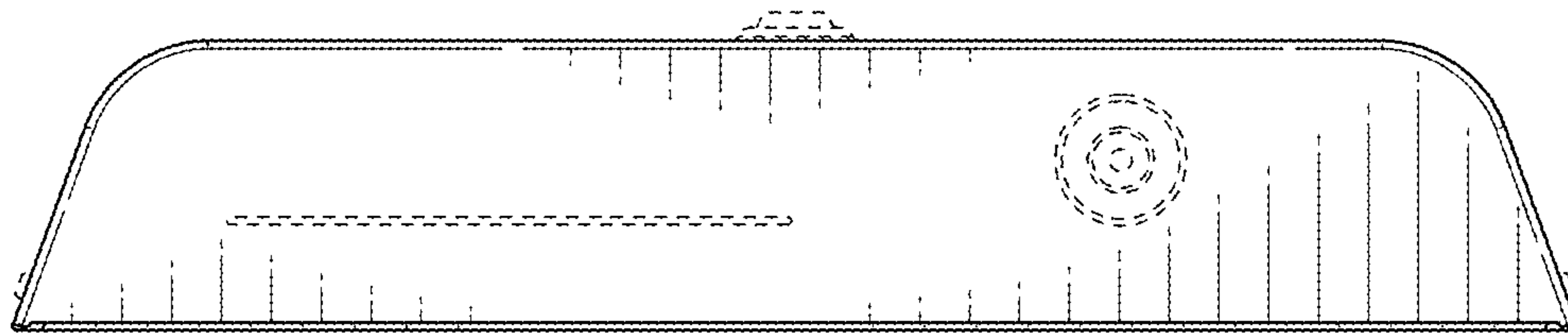


FIG. 7




FIG. 8

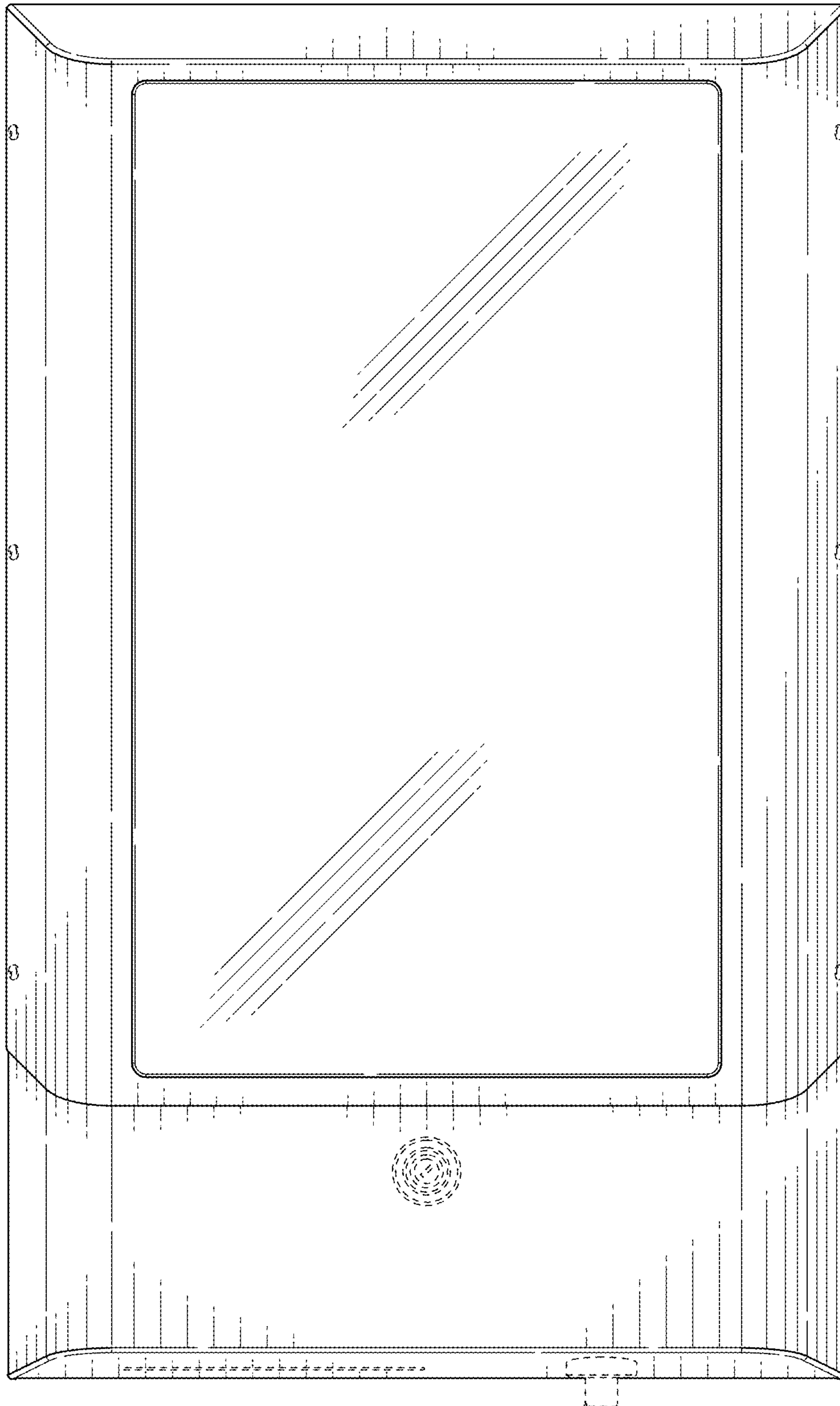


FIG. 9

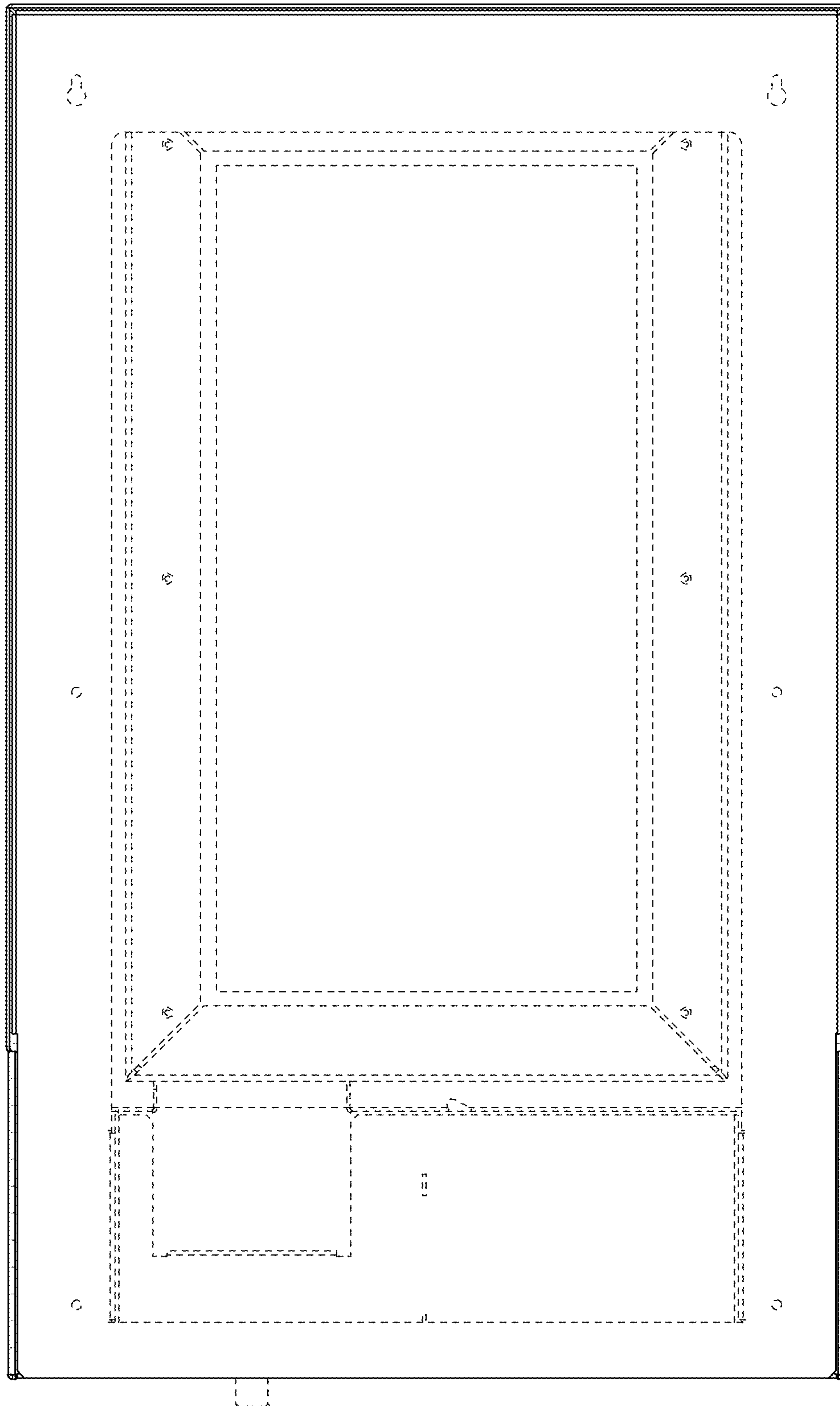


FIG. 10




FIG. 11




FIG. 12



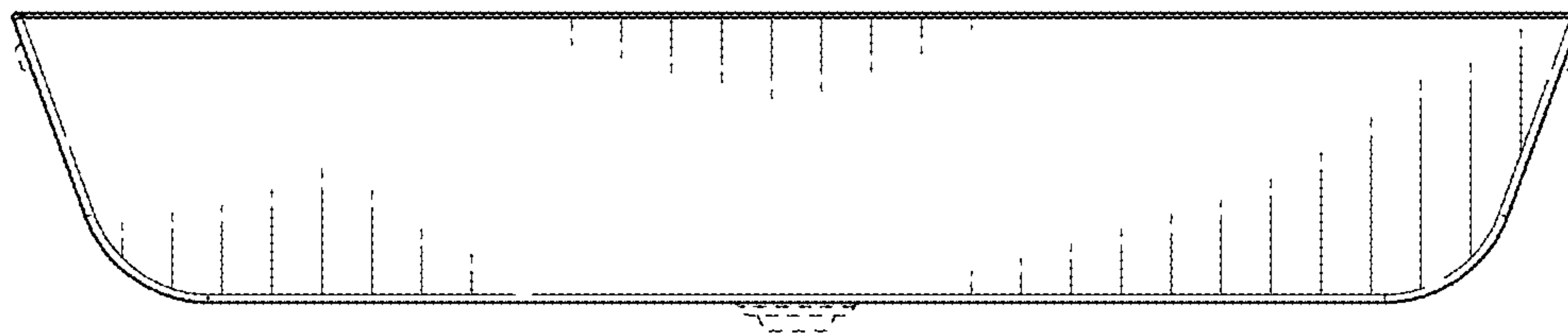


FIG. 13

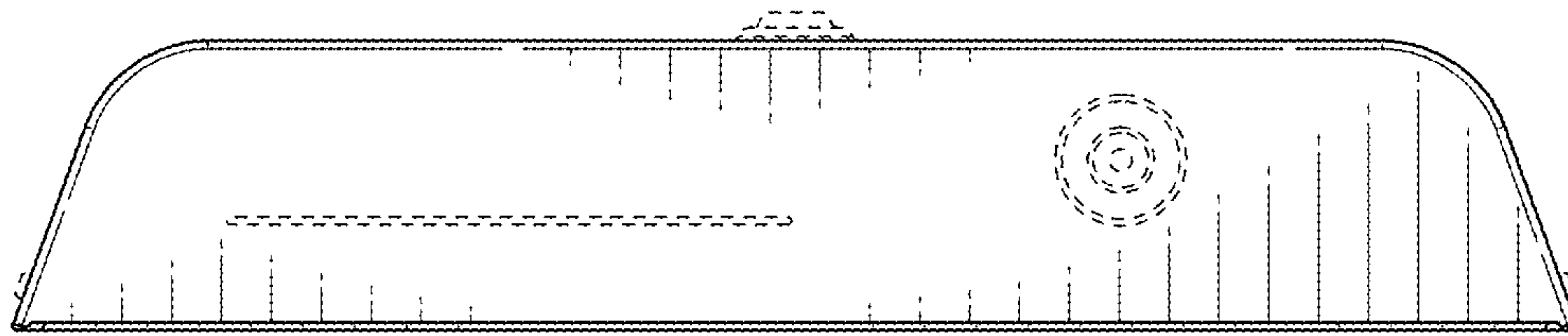


FIG. 14